

(19) World Intellectual Property
Organization
International Bureau



(43) International Publication Date
7 April 2005 (07.04.2005)

PCT

(10) International Publication Number
WO 2005/030705 A1

(51) International Patent Classification⁷: **C07C 237/40**,
233/25, 235/58, 237/20, 255/60, 323/42, C07D 333/20,
A61K 31/16, 31/33, 31/381, A61P 35/00, C07D 307/52,
409/12, 409/14, 333/16

K6A 1V8 (CA). **MALLAIS, Tammy, C.** [CA/CA]; 66
Rue des Hirondelles, Kirkland, Quebec H9J 4B7 (CA).

(21) International Application Number:
PCT/US2004/031591

(74) Agent: **GREENFIELD, Michael, S.**; McDonnell
Boehnen Hulbert & Berghoff LLP, 300 South Wacker
Drive, Suite 3100, Chicago, IL 60606 (US).

(22) International Filing Date:
24 September 2004 (24.09.2004)

(81) Designated States (*unless otherwise indicated, for every
kind of national protection available*): AE, AG, AL, AM,
AT, AU, AZ, BA, BB, BG, BR, BW, BY, BZ, CA, CH, CN,
CO, CR, CU, CZ, DE, DK, DM, DZ, EC, EE, EG, ES, FI,
GB, GD, GE, GH, GM, HR, HU, ID, IL, IN, IS, JP, KE,
KG, KP, KR, KZ, LC, LK, LR, LS, LT, LU, LV, MA, MD,
MG, MK, MN, MW, MX, MZ, NA, NI, NO, NZ, OM, PG,
PH, PL, PT, RO, RU, SC, SD, SE, SG, SK, SL, SY, TJ, TM,
TN, TR, TT, TZ, UA, UG, US, UZ, VC, VN, YU, ZA, ZM,
ZW.

(25) Filing Language: English

(26) Publication Language: English

(30) Priority Data:
60/505,884 24 September 2003 (24.09.2003) US
60/532,973 29 December 2003 (29.12.2003) US
60/561,082 9 April 2004 (09.04.2004) US

(84) Designated States (*unless otherwise indicated, for every
kind of regional protection available*): ARIPO (BW, GH,
GM, KE, LS, MW, MZ, NA, SD, SL, SZ, TZ, UG, ZM,
ZW), Eurasian (AM, AZ, BY, KG, KZ, MD, RU, TJ, TM),
European (AT, BE, BG, CH, CY, CZ, DE, DK, EE, ES, FI,
FR, GB, GR, HU, IE, IT, LU, MC, NL, PL, PT, RO, SE, SI,
SK, TR), OAPI (BF, BJ, CF, CG, CI, CM, GA, GN, GQ,
GW, ML, MR, NE, SN, TD, TG).

(71) Applicant (*for all designated States except US*):
METHYLGENE, INC. [CA/CA]; 7220 Rue Freder-
ick Banting, St. Laurent, Quebec H4S 2A1 (CA).

(72) Inventors; and

(75) Inventors/Applicants (*for US only*): **MORADEI, Oscar**
[AR/CA]; 27 Rolland-Laniel, Kirkland, Quebec H9J
4A5 (CA). **PAQUIN, Isabelle** [CA/CA]; 2250 Keller,
Saint-Laurent, Quebec H4K 2P8 (CA). **LEIT, Silvana**
[AR/CA]; 27 Rolland-Laniel, Kirkland, Quebec H9J
4A5 (CA). **FRECHETTE, Sylvie** [CA/CA]; 3693 Ethel,
Verdun, Quebec H4G 1S2 (CA). **VAISBURG, Arkadii**
[CA/CA]; #10 Riverwood Grove, Kirkland, Quebec H9J
2X2 (CA). **BESTERMAN, Jeffrey, M.** [US/CA]; 51 Gray
Crescent, Bai D'Urfe, Quebec H9X 3V3 (CA). **TESSIER,**
Pierre [CA/CA]; 491 Wolfe Street, Hawkesbury, Ontario

Published:

- with international search report
- before the expiration of the time limit for amending the
claims and to be republished in the event of receipt of
amendments

*For two-letter codes and other abbreviations, refer to the "Guidance
Notes on Codes and Abbreviations" appearing at the beginning
of each regular issue of the PCT Gazette.*



WO 2005/030705 A1

(54) Title: INHIBITORS OF HISTONE DEACETYLASE

(57) Abstract: The invention relates to the inhibition of histone deacetylase. The invention provides compounds and methods for inhibiting histone deacetylase enzymatic activity. The invention also provides compositions and methods for treating cell proliferative diseases and conditions.

INHIBITORS OF HISTONE DEACETYLASE

This application claims priority from U.S. Provisional Patent Application No. 60/505884, filed on September 24, 2003, U.S. Provisional Patent Application No. 60/532973, filed on December 29, 2003, and U.S. Provisional Patent Application No. 60/561082, filed on April 9, 2004

BACKGROUND OF THE INVENTION

Field of the Invention

[0001] This invention relates to the inhibition of histone deacetylase. More particularly, the invention relates to compounds and methods for inhibiting histone deacetylase enzymatic activity.

Summary of the Related Art

[0002] In eukaryotic cells, nuclear DNA associates with histones to form a compact complex called chromatin. The histones constitute a family of basic proteins which are generally highly conserved across eukaryotic species. The core histones, termed H2A, H2B, H3, and H4, associate to form a protein core. DNA winds around this protein core, with the basic amino acids of the histones interacting with the negatively charged phosphate groups of the DNA. Approximately 146 base pairs of DNA wrap around a histone core to make up a nucleosome particle, the repeating structural motif of chromatin.

[0003] Csordas, *Biochem. J.*, **286**: 23-38 (1990) teaches that histones are subject to posttranslational acetylation of the α,ϵ -amino groups of *N*-terminal lysine residues, a reaction that is catalyzed by histone acetyl transferase (HAT1). Acetylation neutralizes the positive charge of the lysine side chain, and is thought to impact chromatin structure. Indeed, Taunton *et al.*, *Science*, **272**: 408-411 (1996), teaches that access of transcription factors to chromatin templates is enhanced by histone hyperacetylation. Taunton *et al.* further teaches that an enrichment in underacetylated histone H4 has been found in transcriptionally silent regions of the genome.

[0004] Histone acetylation is a reversible modification, with deacetylation being catalyzed by a family of enzymes termed histone deacetylases (HDACs). Grozinger *et al.*, *Proc. Natl. Acad. Sci. USA*, **96**: 4868-4873 (1999), teaches that HDACs are divided into two classes, the first represented by yeast Rpd3-like proteins, and the second represented by yeast Hda1-like proteins. Grozinger *et al.* also teaches that the human HDAC1, HDAC2, and HDAC3 proteins are members of the first class of HDACs, and discloses new proteins, named HDAC4, HDAC5, and HDAC6, which are members of the second class of HDACs. Kao *et al.*, *Genes & Dev.*, **14**: 55-66 (2000), discloses HDAC7, a new

member of the second class of HDACs. More recently, Hu *et al.* *J. Bio. Chem.* **275**:15254-13264 (2000) and Van den Wyngaert, *FEBS*, **478**: 77-83 (2000) disclose HDAC8, a new member of the first class of HDACs.

[0005] Richon *et al.*, *Proc. Natl. Acad. Sci. USA*, **95**: 3003-3007 (1998), discloses that HDAC activity is inhibited by trichostatin A (TSA), a natural product isolated from *Streptomyces hygroscopicus*, and by a synthetic compound, suberoylanilide hydroxamic acid (SAHA). Yoshida and Beppu, *Exper. Cell Res.*, **177**: 122-131 (1988), teaches that TSA causes arrest of rat fibroblasts at the G₁ and G₂ phases of the cell cycle, implicating HDAC in cell cycle regulation. Indeed, Finnin *et al.*, *Nature*, **401**: 188-193 (1999), teaches that TSA and SAHA inhibit cell growth, induce terminal differentiation, and prevent the formation of tumors in mice. Suzuki *et al.*, U.S. Pat. No. 6,174,905, EP 0847992, JP 258863/96, and Japanese Application No. 10138957, disclose benzamide derivatives that induce cell differentiation and inhibit HDAC. Delorme *et al.*, WO 01/38322 and PCT/IB01/00683, disclose additional compounds that serve as HDAC inhibitors.

[0006] The molecular cloning of gene sequences encoding proteins with HDAC activity has established the existence of a set of discrete HDAC enzyme isoforms. Some isoforms have been shown to possess specific functions, for example, it has been shown that HDAC-6 is involved in modulation of microtubule activity. However, the role of the other individual HDAC enzymes has remained unclear.

[0007] These findings suggest that inhibition of HDAC activity represents a novel approach for intervening in cell cycle regulation and that HDAC inhibitors have great therapeutic potential in the treatment of cell proliferative diseases or conditions. To date, few inhibitors of histone deacetylase are known in the art.

BRIEF SUMMARY OF THE INVENTION

[0008] Ortho-amino benzamides are known HDAC inhibitors. Substitutions at the ortho- and meta-positions relative to the amino group are detrimental to the potency of the inhibitors; however, some small substituents such as -CH₃, -F, or -OCH₃ can be tolerated to a certain extent. We have now found that *o*-amino benzamide HDAC inhibitors having a much bigger but flat aromatic and heteroaromatic substituents such as phenyl, furyl, thienyl and the like para to the amino moiety are not only well tolerated but cause significant increase in HDAC inhibition activity.

[0009] Accordingly, the present invention provides new compounds and methods for treating cell proliferative diseases. The invention provides new inhibitors of histone deacetylase enzymatic activity.

[0010] In a first aspect, the invention provides compounds that are useful as inhibitors of histone deacetylase.

[0011] In a second aspect, the invention provides a composition comprising an inhibitor of histone deacetylase according to the invention or a pharmaceutically acceptable salt thereof and a pharmaceutically acceptable carrier, excipient, or diluent.

[0012] In a third aspect, the invention provides a method of inhibiting histone deacetylase in a cell, comprising contacting a cell in which inhibition of histone deacetylase is desired with an inhibitor of histone deacetylase of the invention.

[0013] The foregoing merely summarizes certain aspects of the invention and is not intended to be limiting in nature. These aspects and other aspects and embodiments are described more fully below. All publications (patent or other) are hereby incorporated by reference in their entirety; in the event of any conflict between these materials and the present specification, the present specification shall control.

BRIEF DESCRIPTION OF THE DRAWING

[0014] The figures displays antineoplastic effects of a histone deacetylase inhibitor according to the invention on human tumor xenografts *in vivo*, as described in Assay Example 2, *infra*.

Fig. 1 displays antineoplastic effects of a histone deacetylase inhibitor in hct116 human colorectal carcinoma cells using compound 6.

Fig. 2 displays antineoplastic effects of a histone deacetylase inhibitor in A549 human lung cancer using compound 29.

Fig. 3 displays antineoplastic effects of a histone deacetylase inhibitor in SW48 human colorectal cancer using compound 29.

Fig. 4 displays antineoplastic effects of a histone deacetylase inhibitor in W48 human colorectal cancer using compound 67.

Fig. 5 displays antineoplastic effects of a histone deacetylase inhibitor in A549 human lung cancer using compound 258aa.

Fig. 6 displays antineoplastic effects of a histone deacetylase inhibitor in A549 human lung cancer using compound 43.

Fig. 7 displays antineoplastic effects of a histone deacetylase inhibitor in A431 vulval carcinoma using compound 43.

Fig. 8 displays antineoplastic effects of a histone deacetylase inhibitor in A431 vulval carcinoma using compound 258aa.

Fig. 9 displays antineoplastic effects of a histone deacetylase inhibitor in hct116 human colorectal cancer using compound 258aa.

Fig. 10 displays antineoplastic effects of a histone deacetylase inhibitor in colo205 human colorectal cancer using compound 29.

DETAILED DESCRIPTION OF THE PREFERRED EMBODIMENTS

[0015] The invention provides compounds and methods for inhibiting histone deacetylase enzymatic activity. The invention also provides compositions and methods for treating cell proliferative diseases and conditions. The patent and scientific literature referred to herein establishes knowledge that is available to those with skill in the art. The issued patents, applications, and references that are cited herein are hereby incorporated by reference to the same extent as if each was specifically and individually indicated to be incorporated by reference. In the case of inconsistencies, the present disclosure will prevail.

[0016] For purposes of the present invention, the following definitions will be used (unless expressly stated otherwise):

[0017] As used herein, the terms "histone deacetylase" and "HDAC" are intended to refer to any one of a family of enzymes that remove acetyl groups from the ω -amino groups of lysine residues at the N-terminus of a histone. Unless otherwise indicated by context, the term "histone" is meant to refer to any histone protein, including H1, H2A, H2B, H3, H4, and H5, from any species. Preferred histone deacetylases include class I and class II enzymes. Preferably the histone deacetylase is a human HDAC, including, but not limited to, HDAC-1, HDAC-2, HDAC-3, HDAC-4, HDAC-5, HDAC-6, HDAC-7, HDAC-8, HDAC-9, HDAC-10, and HDAC-11. In some other preferred embodiments, the histone deacetylase is derived from a protozoal or fungal source.

[0018] The terms "histone deacetylase inhibitor" and "inhibitor of histone deacetylase" are used to identify a compound having a structure as defined herein, which is capable of interacting with a histone deacetylase and inhibiting its enzymatic activity. "Inhibiting histone deacetylase enzymatic activity" means reducing the ability of a histone deacetylase to remove an acetyl group from a histone. In some preferred embodiments, such reduction of histone deacetylase activity is at least

about 50%, more preferably at least about 75%, and still more preferably at least about 90%. In other preferred embodiments, histone deacetylase activity is reduced by at least 95% and more preferably by at least 99%.

[0019] Preferably, such inhibition is specific, i.e., the histone deacetylase inhibitor reduces the ability of a histone deacetylase to remove an acetyl group from a histone at a concentration that is lower than the concentration of the inhibitor that is required to produce another, unrelated biological effect. Preferably, the concentration of the inhibitor required for histone deacetylase inhibitory activity is at least 2-fold lower, more preferably at least 5-fold lower, even more preferably at least 10-fold lower, and most preferably at least 20-fold lower than the concentration required to produce an unrelated biological effect.

[0020] For simplicity, chemical moieties are defined and referred to throughout primarily as univalent chemical moieties (e.g., alkyl, aryl, etc.). Nevertheless, such terms are also used to convey corresponding multivalent moieties under the appropriate structural circumstances clear to those skilled in the art. For example, while an "alkyl" moiety generally refers to a monovalent radical (e.g. $\text{CH}_3\text{-CH}_2\text{-}$), in certain circumstances a bivalent linking moiety can be "alkyl," in which case those skilled in the art will understand the alkyl to be a divalent radical (e.g., $\text{-CH}_2\text{-CH}_2\text{-}$), which is equivalent to the term "alkylene." (Similarly, in circumstances in which a divalent moiety is required and is stated as being "aryl," those skilled in the art will understand that the term "aryl" refers to the corresponding divalent moiety, arylene.) All atoms are understood to have their normal number of valences for bond formation (i.e., 4 for carbon, 3 for N, 2 for O, and 2, 4, or 6 for S, depending on the oxidation state of the S). On occasion a moiety may be defined, for example, as $(\text{A})_a\text{-B-}$, wherein a is 0 or 1. In such instances, when a is 0 the moiety is B- and when a is 1 the moiety is A-B-.

[0021] For simplicity, reference to a " $\text{C}_n\text{-C}_m$ " heterocyclyl or " $\text{C}_n\text{-C}_m$ " heteroaryl means a heterocyclyl or heteroaryl having from "n" to "m" annular atoms, where "n" and "m" are integers. Thus, for example, a $\text{C}_5\text{-C}_6$ -heterocyclyl is a 5- or 6- membered ring having at least one heteroatom, and includes pyrrolidinyl (C_5) and piperidinyl (C_6); C_6 -heteroaryl includes, for example, pyridyl and pyrimidyl.

[0022] The term "hydrocarbyl" refers to a straight, branched, or cyclic alkyl, alkenyl, or alkynyl, each as defined herein. A " C_0 " hydrocarbyl is used to refer to a covalent bond. Thus, " $\text{C}_0\text{-C}_3$ -hydrocarbyl" includes a covalent bond, methyl, ethyl, ethenyl, ethynyl, propyl, propenyl, propynyl, and cyclopropyl.

[0023] The term "alkyl" as employed herein refers to straight and branched chain aliphatic groups having from 1 to 12 carbon atoms, preferably 1-8 carbon atoms, and more preferably 1-6 carbon atoms, which is optionally substituted with one, two or three substituents. Preferred alkyl groups include, without limitation, methyl, ethyl, propyl, isopropyl, butyl, isobutyl, sec-butyl, tert-butyl, pentyl, and hexyl. A "C₀" alkyl (as in "C₀-C₃-alkyl") is a covalent bond (like "C₀" hydrocarbyl).

[0024] The term "alkenyl" as used herein means an unsaturated straight or branched chain aliphatic group with one or more carbon-carbon double bonds, having from 2 to 12 carbon atoms, preferably 2-8 carbon atoms, and more preferably 2-6 carbon atoms, which is optionally substituted with one, two or three substituents. Preferred alkenyl groups include, without limitation, ethenyl, propenyl, butenyl, pentenyl, and hexenyl.

[0025] The term "alkynyl" as used herein means an unsaturated straight or branched chain aliphatic group with one or more carbon-carbon triple bonds, having from 2 to 12 carbon atoms, preferably 2-8 carbon atoms, and more preferably 2-6 carbon atoms, which is optionally substituted with one, two or three substituents. Preferred alkynyl groups include, without limitation, ethynyl, propynyl, butynyl, pentynyl, and hexynyl.

[0026] An "alkylene," "alkenylene," or "alkynylene" group is an alkyl, alkenyl, or alkynyl group, as defined hereinabove, that is positioned between and serves to connect two other chemical groups. Preferred alkylene groups include, without limitation, methylene, ethylene, propylene, and butylene. Preferred alkenylene groups include, without limitation, ethenylene, propenylene, and butenylene. Preferred alkynylene groups include, without limitation, ethynylene, propynylene, and butynylene.

[0027] The term "cycloalkyl" as employed herein includes saturated and partially unsaturated cyclic hydrocarbon groups having 3 to 12 carbons, preferably 3 to 8 carbons, and more preferably 3 to 6 carbons, wherein the cycloalkyl group additionally is optionally substituted. Preferred cycloalkyl groups include, without limitation, cyclopropyl, cyclobutyl, cyclopentyl, cyclopentenyl, cyclohexyl, cyclohexenyl, cycloheptyl, and cyclooctyl.

[0028] The term "heteroalkyl" refers to an alkyl group, as defined hereinabove, wherein one or more carbon atoms in the chain are replaced by a heteroatom selected from the group consisting of O, S, and N.

[0029] An "aryl" group is a C₆-C₁₄ aromatic moiety comprising one to three aromatic rings, which is optionally substituted. Preferably, the aryl group is a C₆-C₁₀ aryl group. Preferred aryl groups include, without limitation, phenyl, naphthyl, anthracenyl, and fluorenyl. An "aralkyl" or "arylalkyl" group

comprises an aryl group covalently linked to an alkyl group, either of which may independently be optionally substituted or unsubstituted. Preferably, the aralkyl group is (C₁-C₆)alk(C₆-C₁₀)aryl, including, without limitation, benzyl, phenethyl, and naphthylmethyl.

[0030] A "heterocyclic" group (or "heterocyclyl") is an optionally substituted non-aromatic mono-, bi-, or tricyclic structure having from about 3 to about 14 atoms, wherein one or more atoms are selected from the group consisting of N, O, and S. One ring of a bicyclic heterocycle or two rings of a tricyclic heterocycle may be aromatic, as in indan and 9,10-dihydro anthracene. The heterocyclic group is optionally substituted on carbon with oxo or with one of the substituents listed above. The heterocyclic group may also independently be substituted on nitrogen with alkyl, aryl, aralkyl, alkylcarbonyl, alkylsulfonyl, arylcarbonyl, arylsulfonyl, alkoxy carbonyl, aralkoxy carbonyl, or on sulfur with oxo or lower alkyl. Preferred heterocyclic groups include, without limitation, epoxy, aziridinyl, tetrahydrofuranyl, pyrrolidinyl, piperidinyl, piperazinyl, thiazolidinyl, oxazolidinyl, oxazolidinonyl, and morpholino. In certain preferred embodiments, the heterocyclic group is fused to an aryl, heteroaryl, or cycloalkyl group. Examples of such fused heterocycles include, without limitation, tetrahydroquinoline and dihydrobenzofuran. Specifically excluded from the scope of this term are compounds where an annular O or S atom is adjacent to another O or S atom.

[0031] In certain preferred embodiments, the heterocyclic group is a heteroaryl group. As used herein, the term "heteroaryl" refers to optionally substituted groups having 5 to 14 ring atoms, preferably 5, 6, 9, or 10 ring atoms; having 6, 10, or 14 pi electrons shared in a cyclic array; and having, in addition to carbon atoms, between one or more heteroatoms selected from the group consisting of N, O, and S. For example, a heteroaryl group may be pyrimidinyl, pyridinyl, benzimidazolyl, thienyl, benzothiazolyl, benzofuranyl and indolinyl. Preferred heteroaryl groups include, without limitation, thienyl, benzothienyl, furyl, benzofuryl, dibenzofuryl, pyrrolyl, imidazolyl, pyrazolyl, pyridyl, pyrazinyl, pyrimidinyl, indolyl, quinolyl, isoquinolyl, quinoxalinyl, tetrazolyl, oxazolyl, thiazolyl, and isoxazolyl.

[0032] A "heteroaralkyl" or "heteroarylalkyl" group comprises a heteroaryl group covalently linked to an alkyl group, either of which is independently optionally substituted or unsubstituted. Preferred heteroaralkyl groups comprise a C₁-C₆ alkyl group and a heteroaryl group having 5, 6, 9, or 10 ring atoms. Specifically excluded from the scope of this term are compounds having adjacent annular O and/or S atoms. Examples of preferred heteroaralkyl groups include pyridylmethyl, pyridylethyl, pyrrolylmethyl, pyrrolylethyl, imidazolylmethyl, imidazolylethyl, thiazolylmethyl, and thiazolylethyl.

[0033] An "arylene," "heteroarylene," or "heterocyclylene" group is an aryl, heteroaryl, or heterocyclyl group, as defined hereinabove, that is positioned between and serves to connect two other chemical groups.

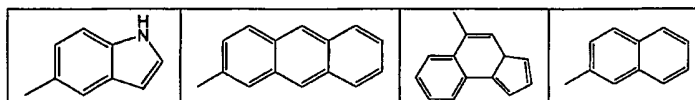
[0034] Preferred heterocyclyls and heteroaryls include, but are not limited to, acridinyl, azocinyl, benzimidazolyl, benzofuranyl, benzothiofuranyl, benzothiophenyl, benzoxazolyl, benzthiazolyl, benztriazolyl, benztetrazolyl, benzisoxazolyl, benzisothiazolyl, benzimidazolyl, carbazolyl, 4aH-carbazolyl, carbolinyl, chromanyl, chromenyl, cinnolinyl, decahydroquinolinyl, 2H,6H-1,5,2-dithiazinyl, dihydrofuro[2,3-b]tetrahydrofuran, furanyl, furazanyl, imidazolidinyl, imidazolyl, imidazolyl, 1H-indazolyl, indolenyl, indolinyl, indolizyl, indolyl, 3H-indolyl, isobenzofuranyl, isochromanyl, isoindazolyl, isoindolinyl, isoindolyl, isoquinolinyl, isothiazolyl, isoxazolyl, methylenedioxyphenyl, morpholinyl, naphthyridinyl, octahydroisoquinolinyl, oxadiazolyl, 1,2,3-oxadiazolyl, 1,2,4-oxadiazolyl, 1,2,5-oxadiazolyl, 1,3,4-oxadiazolyl, oxazolidinyl, oxazolyl, oxazolidinyl, pyrimidinyl, phenanthridinyl, phenanthrolinyl, phenazinyl, phenothiazinyl, phenoxathiinyl, phenoxazinyl, phthalazinyl, piperazinyl, piperidinyl, piperidonyl, 4-piperidonyl, piperonyl, pteridinyl, purinyl, pyranyl, pyrazinyl, pyrazolidinyl, pyrazolyl, pyrazolyl, pyridazinyl, pyridooxazole, pyridoimidazole, pyridothiazole, pyridinyl, pyridyl, pyrimidinyl, pyrrolidinyl, pyrrolinyl, 2H-pyrrolyl, pyrrolyl, quinazolinyl, quinolinyl, 4H-quinolizyl, quinoxalyl, quinuclidinyl, tetrahydrofuranyl, tetrahydroisoquinolinyl, tetrahydroquinolinyl, tetrazolyl, 6H-1,2,5-thiadiazinyl, 1,2,3-thiadiazolyl, 1,2,4-thiadiazolyl, 1,2,5-thiadiazolyl, 1,3,4-thiadiazolyl, thianthrenyl, thiazolyl, thienyl, thienothiazolyl, thienooxazolyl, thienoimidazolyl, thiophenyl, triazinyl, 1,2,3-triazolyl, 1,2,4-triazolyl, 1,2,5-triazolyl, 1,3,4-triazolyl, and xanthenyl.

[0035] As employed herein, when a moiety (e.g., cycloalkyl, hydrocarbyl, aryl, heteroaryl, heterocyclic, urea, etc.) is described as "optionally substituted" it is meant that the group optionally has from one to four, preferably from one to three, more preferably one or two, non-hydrogen substituents. Suitable substituents include, without limitation, halo, hydroxy, oxo (e.g., an annular -CH- substituted with oxo is -C(O)-) nitro, halohydrocarbyl, hydrocarbyl, aryl, aralkyl, alkoxy, aryloxy, amino, acylamino, alkylcarbamoyl, arylcarbamoyl, aminoalkyl, acyl, carboxy, hydroxyalkyl, alkanesulfonyl, arenesulfonyl, alkanesulfonamido, arenesulfonamido, aralkylsulfonamido, alkylcarbonyl, acyloxy, cyano, and ureido groups. Preferred substituents, which are themselves not further substituted (unless expressly stated otherwise) are:

- (a) halo, cyano, oxo, carboxy, formyl, nitro, amino, amidino, guanidino,

- (b) C₁-C₅ alkyl or alkenyl or arylalkyl imino, carbamoyl, azido, carboxamido, mercapto, hydroxy, hydroxyalkyl, alkylaryl, arylalkyl, C₁-C₈ alkyl, C₁-C₈ alkenyl, C₁-C₈ alkoxy, C₁-C₈ alkoxy carbonyl, aryloxy carbonyl, C₂-C₈ acyl, C₂-C₈ acylamino, C₁-C₈ alkylthio, arylalkylthio, arylthio, C₁-C₈ alkylsulfinyl, arylalkylsulfinyl, arylsulfinyl, C₁-C₈ alkylsulfonyl, arylalkylsulfonyl, arylsulfonyl, C₀-C₆ N-alkyl carbamoyl, C₂-C₁₅ N,N-dialkylcarbamoyl, C₃-C₇ cycloalkyl, aroyl, aryloxy, arylalkyl ether, aryl, aryl fused to a cycloalkyl or heterocycle or another aryl ring, C₃-C₇ heterocycle, C₅-C₁₅ heteroaryl or any of these rings fused or spiro-fused to a cycloalkyl, heterocyclyl, or aryl, wherein each of the foregoing is further optionally substituted with one more moieties listed in (a), above; and
- (c) -(CH₂)_s-NR³⁰R³¹, wherein s is from 0 (in which case the nitrogen is directly bonded to the moiety that is substituted) to 6, and R³⁰ and R³¹ are each independently hydrogen, cyano, oxo, carboxamido, amidino, C₁-C₈ hydroxyalkyl, C₁-C₃ alkylaryl, aryl-C₁-C₃ alkyl, C₁-C₈ alkyl, C₁-C₈ alkenyl, C₁-C₈ alkoxy, C₁-C₈ alkoxy carbonyl, aryloxy carbonyl, aryl-C₁-C₃ alkoxy carbonyl, C₂-C₈ acyl, C₁-C₈ alkylsulfonyl, arylalkylsulfonyl, arylsulfonyl, aroyl, aryl, cycloalkyl, heterocyclyl, or heteroaryl, wherein each of the foregoing is further optionally substituted with one more moieties listed in (a), above; or R³⁰ and R³¹ taken together with the N to which they are attached form a heterocyclyl or heteroaryl, each of which is optionally substituted with from 1 to 3 substituents from (a), above.

[0036] In addition, substituents on cyclic moieties (i.e., cycloalkyl, heterocyclyl, aryl, heteroaryl) include 5-6 membered mono- and 9-14 membered bi-cyclic moieties fused to the parent cyclic moiety to form a bi- or tri-cyclic fused ring system. For example, an optionally substituted phenyl includes, but not limited to, the following:



[0037] A "halohydrocarbonyl" is a hydrocarbonyl moiety in which from one to all hydrogens have been replaced with one or more halo.

[0038] The term "halogen" or "halo" as employed herein refers to chlorine, bromine, fluorine, or iodine. As herein employed, the term "acyl" refers to an alkylcarbonyl or arylcarbonyl substituent. The term "acylamino" refers to an amide group attached at the nitrogen atom (i.e., R-CO-NH-). The term

"carbamoyl" refers to an amide group attached at the carbonyl carbon atom (i.e., NH₂-CO-). The nitrogen atom of an acylamino or carbamoyl substituent is additionally substituted. The term "sulfonamido" refers to a sulfonamide substituent attached by either the sulfur or the nitrogen atom. The term "amino" is meant to include NH₂, alkylamino, arylamino, and cyclic amino groups. The term "ureido" as employed herein refers to a substituted or unsubstituted urea moiety.

[0039] The term "radical" as used herein means a chemical moiety comprising one or more unpaired electrons.

[0040] A moiety that is substituted is one in which one or more hydrogens have been independently replaced with another chemical substituent. As a non-limiting example, substituted phenyls include 2-fluorophenyl, 3,4-dichlorophenyl, 3-chloro-4-fluoro-phenyl, 2-fluoro-3-propylphenyl. As another non-limiting example, substituted *N*-octyls include 2,4 dimethyl-5-ethyl-octyl and 3-cyclopentyl-octyl. Included within this definition are methylenes (-CH₂) substituted with oxygen to form carbonyl -CO-).

[0041] An "unsubstituted" moiety as defined above (e.g., unsubstituted cycloalkyl, unsubstituted heteroaryl, etc.) means that moiety as defined above that does not have any of the optional substituents for which the definition of the moiety (above) otherwise provides. Thus, for example, while an "aryl" includes phenyl and phenyl substituted with a halo, "unsubstituted aryl" does not include phenyl substituted with a halo.

[0042] Throughout the specification preferred embodiments of one or more chemical substituents are identified. Also preferred are combinations of preferred embodiments. For example, paragraph [0055] describes preferred embodiments of Cy² in the compound of formula (1) and paragraph [0071] describes preferred embodiments of R² to R⁴ of the compound of formula (1). Thus, also contemplated as within the scope of the invention are compounds of formula (1) in which Cy² is as described in paragraph [0055] and Ay² and R¹ to R⁴ are as described in paragraph [0071].

[0043] Some compounds of the invention may have chiral centers and/or geometric isomeric centers (E- and Z- isomers), and it is to be understood that the invention encompasses all such optical, diastereoisomers and geometric isomers. The invention also comprises all tautomeric forms of the compounds disclosed herein.

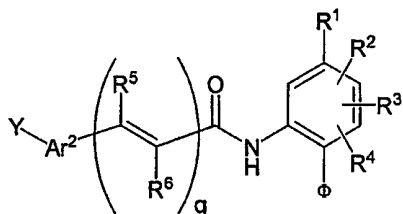
[0044] The compounds of the invention may be administered in the form of an *in vivo* hydrolyzable ester or *in vivo* hydrolyzable amide. An *in vivo* hydrolyzable ester of a compound of the invention containing carboxy or hydroxy group is, for example, a pharmaceutically acceptable ester

which is hydrolyzed in the human or animal body to produce the parent acid or alcohol. Suitable pharmaceutically acceptable esters for carboxy include C₁₋₆-alkoxymethyl esters (e.g., methoxymethyl), C₁₋₆-alkanoyloxymethyl esters (e.g., for example pivaloyloxymethyl), phthalidyl esters, C₃₋₈-cycloalkoxycarbonyloxyC₁₋₆-alkyl esters (e.g., 1-cyclohexylcarbonyloxyethyl); 1,3-dioxolen-2-onylmethyl esters (e.g., 5-methyl-1,3-dioxolen-2-onylmethyl); and C₁₋₆-alkoxycarbonyloxyethyl esters (e.g., 1-methoxycarbonyloxyethyl) and may be formed at any carboxy group in the compounds of this invention.

[0045] An *in vivo* hydrolyzable ester of a compound of the invention containing a hydroxy group includes inorganic esters such as phosphate esters and α -acyloxyalkyl ethers and related compounds which as a result of the *in vivo* hydrolysis of the ester breakdown to give the parent hydroxy group. Examples of α -acyloxyalkyl ethers include acetoxymethoxy and 2,2-dimethylpropionyloxy-methoxy. A selection of *in vivo* hydrolyzable ester forming groups for hydroxy include alkanoyl, benzoyl, phenylacetyl and substituted benzoyl and phenylacetyl, alkoxy carbonyl (to give alkyl carbonate esters), dialkylcarbamoyl and *N,N,N*-dialkylaminoethyl)-*N*-alkylcarbamoyl (to give carbamates), *N,N*-dialkylaminoacetyl and carboxyacetyl. Examples of substituents on benzoyl include morpholino and piperazino linked from a ring nitrogen atom via a methylene group to the 3- or 4- position of the benzoyl ring. A suitable value for an *in vivo* hydrolyzable amide of a compound of the invention containing a carboxy group is, for example, a *N*-C₁₋₆-alkyl or *N,N*-di-C₁₋₆-alkyl amide such as *N*-methyl, *N*-ethyl, *N*-propyl, *N,N*-dimethyl, *N*-ethyl-*N*-methyl or *N,N*-diethyl amide.

Compounds

[0046] In the first aspect, the invention comprises the histone deacetylase inhibitors of formula (1):



(1)

or a pharmaceutically acceptable salt thereof, wherein

Ar² is a saturated or mono- or poly- unsaturated C₅-C₁₄-mono- or fused poly- cyclic hydrocarbyl, optionally containing one, two, three, or four annular heteroatoms per ring optionally

substituted with one or more groups selected from C₁-C₇alkyl, hydroxy, C₁-C₇alkoxy, halo, and amino, provided that an annular O or S is not adjacent to another annular O or S;
 R⁵ and R⁶ are independently selected from the group consisting of hydrogen, C₁-C₇alkyl, aryl, and aralkyl;

R², R³ and R⁴ are independently selected from the group consisting of hydrogen, halogen, -NH₂, nitro, hydroxy, aryl, heterocyclyl, C₃-C₈-cycloalkyl, heteroaryl, C₁-C₇alkyl, haloalkyl, C₁-C₇alkenyl, C₁-C₇alkynyl, C₁-C₇acyl, C₁-C₇alkyl-aryloxy, C₁-C₇alkyl-arylsulfanyl, C₁-C₇alkyl-arylsulfinyl, C₁-C₇alkyl-arylsulfonyl, C₁-C₇alkyl-arylaminosulfonyl, C₁-C₇alkyl-arylamine, C₁-C₇alkynyl-C(O)-amine, C₁-C₇alkenyl-C(O)-amine, C₁-C₇alkynyl-R⁹, C₁-C₇alkenyl-R⁹ wherein R⁹ is hydrogen, hydroxy, amino, C₁-C₇alkyl or C₁-C₇alkoxy;

q is 0 or 1;

R¹ is a mono-, bi-, or tri-cyclic aryl or heteroaryl, each of which is optionally substituted;

Φ is -NH₂ or -OH and

Y is any pharmaceutically acceptable chemical moiety consisting of 1 to 50 atoms;

provided that

when R¹ is N-imidazolyl, R²-R⁴ are H, q is 0, and Ar² is pyridine, Y is not Cl; and

when R¹ is p-aminophenyl, R²-R⁴ are H, q is 0, and Ar² is phenyl, Y is not H.

[0047] The atoms that comprise the Y moiety are preferably those found in pharmaceuticals, including, but not limited to, H, C, N, O, S, F, Cl, Br, I, and P. Numerous representative examples of Y are displayed in paragraphs [0050] - [0088], [0098] - [0110], and [0115] - [0207]. Y moieties of the compounds of the present invention also can be found in the following publications (either *per se* or as part of a disclosed molecule): WO 03/024448, US 6,174,905, JP 11-269146 (1999), JP 11-302173 (1999), JP 2001131130, EP 0847992, JP 10152462, JP 2002332267, JP 11302173, and JP 2003137866. For example, in these publications many different Y moieties are readily identified in molecules of structure Y-Ar²-(CH=CH)_a-C(O)-NH-Z, wherein Ar² is defined herein, a is 0 or 1, Z is -OH or aryl, and the Ar², -CH=CH-, and aryl moieties may be optionally substituted as suggested in the publication.

[0048] In a preferred embodiment of the compounds according to paragraph [0046], R¹ is an aryl selected from phenyl, naphthyl, anthracenyl, and fluorenyl. In another preferred embodiment, R¹ is a heteroaryl selected from those recited in paragraph [0034]. Other preferred R¹ moieties include

azolyls (e.g., thiazolyl, oxazolyl, oxadiazolyl, thiadiazolyl, etc.), pyridyl, and pyridinyl. More preferably, R¹ is furanyl or thienyl.

[0049] In a preferred embodiment of all the compounds of the invention, R², R³, and R⁴ are all hydrogen. Also preferred are compounds in which Φ is -NH₂ or -OH.

[0050] In a preferred embodiment of the compounds of paragraphs [0046], [0048], and [0049], Y is Cy²-X¹, wherein

Cy² is hydrogen, cycloalkyl, aryl, heteroaryl, or heterocyclyl, each of which is optionally substituted and each of which is optionally fused to one or two aryl or heteroaryl rings, or to one or two saturated or partially unsaturated cycloalkyl or heterocyclic rings, and wherein any of the aforementioned rings are optionally substituted; and

X¹ is selected from the group consisting of a covalent bond, M¹-L²-M¹, and L²-M²-L² wherein L², at each occurrence, is independently selected from the group consisting of a chemical bond, C₀-C₄-hydrocarbyl, C₀-C₄-hydrocarbyl-(NH)-C₀-C₄-hydrocarbyl, C₀-C₄-hydrocarbyl-(S)-C₀-C₄-hydrocarbyl, and C₀-C₄-hydrocarbyl-(O)-C₀-C₄-hydrocarbyl, provided that L² is not a chemical bond when X¹ is M¹-L²-M¹;

M¹, at each occurrence, is independently selected from the group consisting of -O-, -N(R⁷), -S-, -S(O)-, S(O)₂-, -S(O)₂N(R⁷), -N(R⁷)-S(O)₂-, -C(O)-, -C(O)-NH-, -NH-C(O)-, -NH-C(O)-O- and -O-C(O)-NH-, -NH-C(O)-NH-,

R⁷ is selected from the group consisting of hydrogen, C₁-C₆-hydrocarbyl, aryl, aralkyl, acyl, C₀-C₆-hydrocarbyl-heterocyclyl, and C₀-C₆-hydrocarbyl-heteroaryl, wherein the hydrocarbyl moieties are optionally substituted with -OH, -NH₂, -N(H)CH₃, -N(CH₃)₂, or halo; and

M² is selected from the group consisting of M¹, heteroarylene, and heterocyclylene, either of which rings optionally is substituted.

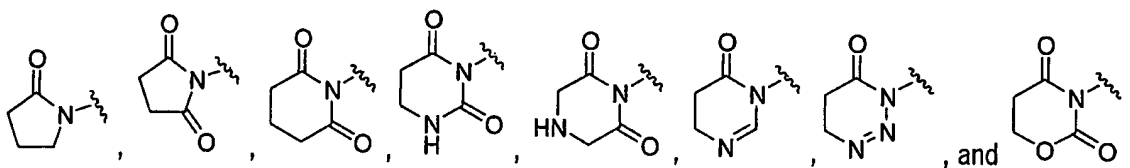
[0051] In some preferred embodiments according to paragraph [0050], the optional substituents of Cy² are selected from C₁-C₇-alkyl, C₁-C₇-alkoxy, halo, di-C₁-C₇-alkylamino-C₁-C₇-alkoxy and heteroaryl.

[0052] In some preferred embodiments according to paragraph [0050], X¹ is selected from the group consisting of a -N(Z)-C₀-C₇-alkyl-, -O-C₀-C₇-alkyl-, -C(H)=CH-C₀-C₇-alkyl-, -S-C₀-C₇-alkyl-, or -C₁-C₇-alkyl-, wherein Z is -H or -C₁-C₇-alkyl- optionally substituted with -OH, -NH₂, or halo.

[0053] In some embodiments of the compounds according to paragraph [0050], X¹ is a chemical bond. In some embodiments, X¹ is L²-M²-L², and M² is selected from the group consisting of

-NH-, -N(CH₃)-, -S-, -C(O)-N(H)-, and -O-C(O)-N(H)-. In some embodiments, X¹ is L²-M²-L², where at least one occurrence of L² is a chemical bond. In other embodiments, X¹ is L²-M²-L², where at least one occurrence of L² is alkylene, preferably methylene. In still other embodiments, X¹ is L²-M²-L², where at least one occurrence of L² is alkenylene. In some embodiments, X¹ is M¹-L²-M¹ and M¹ is selected from the group consisting of -NH-, -N(CH₃)-, -S-, and -C(O)-N(H)-. Preferred X¹ are selected from methylene, aminomethyl, and thiomethyl.

[0054] In some embodiments of the compounds according to paragraph [0050], Cy² is aryl or heteroaryl, e.g., phenyl, pyridyl, imidazolyl, or quinolyl, each of which optionally is substituted. In some embodiments, Cy² is heterocyclyl, e.g.,



each of which optionally is substituted and optionally is fused to one or more aryl rings. In some embodiments, Cy² has from one and three substituents independently selected from the group consisting of alkyl, alkoxy, amino, nitro, halo, haloalkyl, and haloalkoxy. Examples of preferred substituents include methyl, methoxy, fluoro, trifluoromethyl, trifluoromethoxy, nitro, amino, aminomethyl, and hydroxymethyl.

[0055] In some preferred embodiments of the compounds according to paragraph [0050], Cy² is phenyl, pyrimidinyl, benzimidazolyl or benzothiazolyl, each optionally substituted with one to three CH₃O-, dimethylamnio-ethoxy, chloro, fluoro and pyridinyl. In a more preferred embodiment, Cy² is phenyl substituted with one to three CH₃O-.

[0056] In some embodiments according to paragraph [0046], Y is (V¹-L⁴)_r-V-L³, wherein

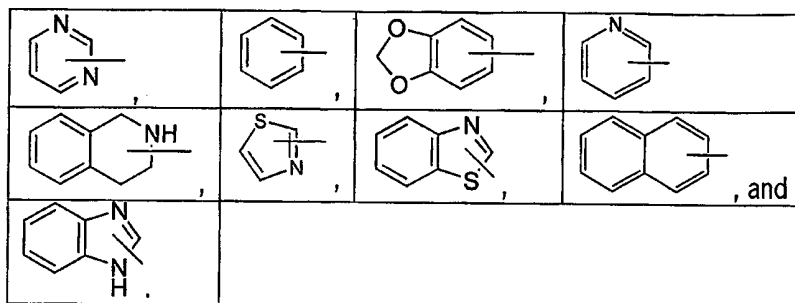
- L³ is a direct bond, -C₁-C₆-hydrocarbyl, -(C₁-C₃-hydrocarbyl)_{m1}-X'-(C₁-C₃-hydrocarbyl)_{m2}, -NH-(C₀-C₃-hydrocarbyl), (C₁-C₃-hydrocarbyl)-NH-, or -NH-(C₁-C₃-hydrocarbyl)-NH-;
- m1 and m2 are independently 0 or 1;
- X' is -N(R²¹)-, -C(O)N(R²¹)-, N(R²¹)C(O)-, -O-, or -S-;
- R²¹ is -H, Vⁿ-(C₁-C₆-hydrocarbyl)_a;
- L⁴ is (C₁-C₆-hydrocarbyl)_a-M-(C₁-C₆-hydrocarbyl)_b;
- a and b are independently 0 or 1;
- M is -NH-, -NHC(O)-, -C(O)NH-, -C(O)-, -SO₂-, -NHSO₂-, or -SO₂NH-

V, V', and V'' are independently selected from cycloalkyl, heterocyclyl, aryl, and heteroaryl;
t is 0 or 1.

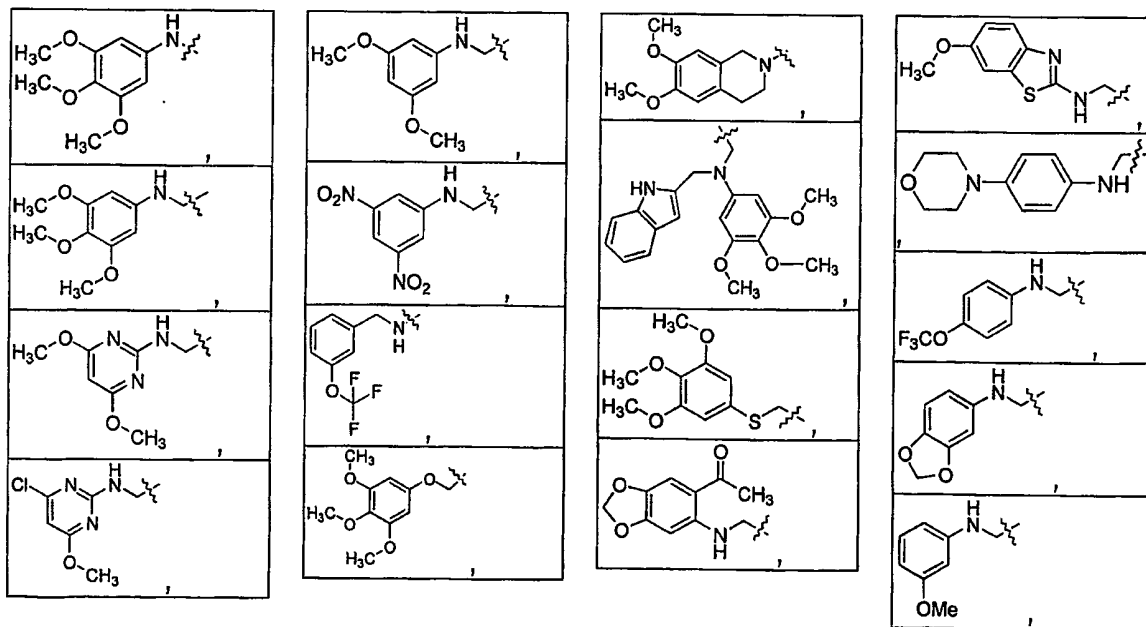
[0057] In some embodiments according to paragraph [0056], Y is VL³, wherein
L³ is -NH-CH- or -CH-NH-;

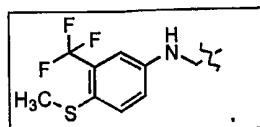
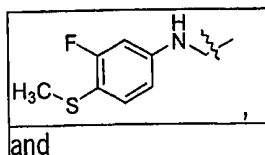
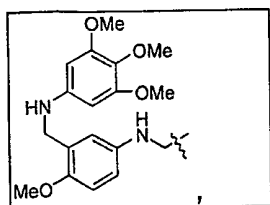
V is phenyl optionally substituted with from 1 to 3 moieties independently selected from halo, hydroxy, C₁-C₆-hydrocarbyl, C₁-C₆-hydrocarbyl-oxy or -thio (particularly methoxy or methylthio), wherein each of the hydrocarbyl moieties are optionally substituted with one or more moieties independently selected from halo, nitro, nitroso, formyl, acetyl, amino, sulfonamido, and cyano.

[0058] In some preferred embodiments of the compound according to paragraph [0056], V is an optionally substituted ring moiety selected from:



[0059] In another preferred embodiment of the compounds according to paragraph [0046], Y is selected from:





[0060] In other embodiments of the compounds according to paragraph [0046],

X^1 is selected from $-CH_2-$, $-NH-CH_2-$, and $-S-CH_2-$; and

Cy^2 is monocyclic or fused bicyclic aryl or heteroaryl optionally substituted with one to three substituents selected from CH_3- , CH_3O- , phenyl optionally substituted with one to three CH_3O- , morphylinyl, morphylinyl- C_1-C_3 -alkoxy, cyano, and $CH_3C(O)NH-$.

[0061] In other embodiments of the compounds according to paragraph [0046],

X^1 is selected from $-OCH_2-$, $-CH_2O-$, $-CH_2NH_2-$, and $-CH_2S-$; and

Cy^2 is monocyclic or fused bicyclic aryl or heteroaryl optionally substituted with one to three substituents selected from CH_3- , CH_3O- , phenyl optionally substituted with one to three CH_3O- , morphylinyl, morphylinyl- C_1-C_3 -alkoxy, cyano, and $CH_3C(O)NH-$.

[0062] In one embodiment according to paragraph [0060], Cy^2 is phenyl, pyridinyl, pyrimidinyl, benzimidazolyl, benzothiazolyl, thienyl, tetrahydroquinazoliny, or 1,3-dihydroquinazoline-2,4-dione, each optionally substituted with one to three CH_3O- . More preferably, Cy^2 is phenyl substituted with one to three CH_3O- .

[0063] In yet other embodiments of the compound according to paragraph [0046],

Cy^2 is cycloalkyl, aryl, heteroaryl, or heterocyclyl, each of which optionally is substituted, and each of which optionally is fused to one or more aryl or heteroaryl rings, or to one or more saturated or partially unsaturated cycloalkyl or heterocyclic rings, each of which rings optionally is substituted, provided that when Cy^2 is a cyclic moiety having $-C(O)-$, $-C(S)-$, $-S(O)-$, or $-S(O)_2-$ in the ring, then Cy^2 is not additionally substituted with a group comprising an aryl or heteroaryl ring; and

X^1 is selected from the group consisting of a chemical bond, L^3 , W^1-L^3 , L^3-W^1 , $W^1-L^3-W^1$, and $L^3-W^1-L^3$, wherein

W^1 , at each occurrence, is S, O, or $N(R^9)$, where R^9 is selected from the group consisting of hydrogen, alkyl, aryl, and aralkyl; and

L^3 is C_1-C_4 alkylene, C_2-C_4 alkenylene, or C_2-C_4 alkynylene.

[0064] Preferably in the compounds according to paragraph [0063], X^2 is selected from the group consisting of L^3 , W^1-L^3 , L^3-W^1 , $W^1-L^3-W^1$, and $L^3-W^1-L^3$.

[0065] In some embodiments of the compounds according to paragraph [0063], X^1 is a chemical bond. In other embodiments, X^1 is a non-cyclic hydrocarbonyl. In some such embodiments, X^1 is alkylene, preferably methylene or ethylene. In other such embodiments, X^1 is alkenylene. In still other such embodiments, one carbon in the hydrocarbonyl chain is replaced with -NH- or -S-, and in others with a -O-. In some preferred embodiments, X^1 is $W^1-L^3-W^1$ and W^1 is -NH- or -N(CH₃-).

[0066] In some embodiments of the compounds according to paragraph [0063], Cy^2 is cycloalkyl, preferably cyclohexyl. In other embodiments, Cy^2 is aryl or heteroaryl, e.g., phenyl, pyridyl, pyrimidyl, imidazolyl, thiazolyl, oxadiazolyl, quinolyl, or fluorenyl, each of which optionally is substituted and optionally is fused to one or more aryl rings. In some embodiments, the cyclic moiety of Cy^2 is fused to a benzene ring. In some embodiments, Cy^2 has from one to three substituents independently selected from the group consisting of alkyl, alkoxy, aryl, aralkyl, amino, halo, haloalkyl, and hydroxyalkyl. Examples of preferred substituents include methyl, methoxy, fluoro, trifluoromethyl, amino, nitro, aminomethyl, hydroxymethyl, and phenyl. Some other preferred substituents have the formula $-K^1-N(H)(R^{10})$, wherein

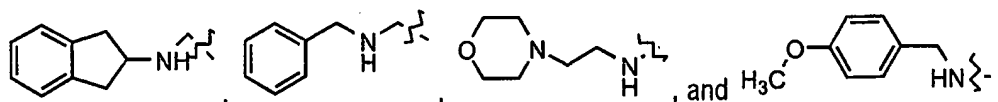
K^1 is a chemical bond or C₁-C₄ alkylene;

R^{10} is selected from the group consisting of Z^1 and $-Ak^2-Z^1$, wherein

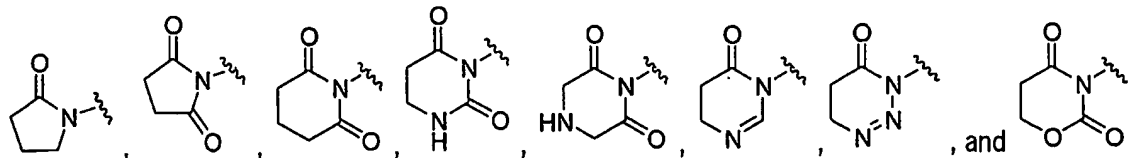
Ak^2 is C₁-C₄ alkylene; and

Z^1 is cycloalkyl, aryl, heteroaryl, or heterocyclyl, each of which optionally is substituted, and each of which optionally is fused to one or more aryl or heteroaryl rings, or to one or more saturated or partially unsaturated cycloalkyl or heterocyclic rings.

[0067] Examples of such preferred substituents according to paragraph [0066] include



[0068] In some embodiments of the compounds according to paragraph [0063], Cy^2 is heterocyclyl, e.g.,



each of which optionally is substituted and optionally is fused to one or more aryl rings. In some embodiments, the heterocycle of Cy² is fused to a benzene ring.

[0069] In certain preferred embodiments of the compound according to paragraph [0046], Cy²-X¹ is collectively selected from the group consisting of

- a) A₁-L₁-B₁-, wherein A₁ is an optionally substituted aryl, optionally substituted heteroaryl or optionally substituted heterocyclyl; wherein L₁ is -(CH₂)₀₋₁NH(CH₂)₀₋₁-, -NHC(O)-, or -NHCH₂-; and wherein B₁ is phenyl or a covalent bond;
- b) A₂-L₂-B₂-, wherein A₂ is CH₃(C=CH₂)-, optionally substituted cycloalkyl, optionally substituted alkyl, or optionally substituted aryl; wherein L₂ is -C≡C-; and wherein B₂ is a covalent bond;
- c) A₃-L₃-B₃-, wherein A₃ is an optionally substituted aryl, optionally substituted heteroaryl or optionally substituted heterocyclyl; wherein L₃ is a covalent bond; and wherein B₃ is -CH₂NH-;
- d) A₄-L₄-B₄-, wherein A₄ is an optionally substituted aryl; wherein L₄ is -NHCH₂-; and wherein B₄ is a thienyl group;
- e) A₅-L₅-B₅-, wherein A₅ is an optionally substituted heteroaryl or optionally substituted heterocyclyl; wherein L₅ is a covalent bond; and wherein B₅ is -SCH₂;
- f) morpholinyl-CH₂-
- g) optionally substituted aryl;
- h) A₆-L₆-B₆-, wherein A₆ is an optionally substituted aryl, optionally substituted heteroaryl or optionally substituted heterocyclyl; wherein L₆ is a covalent bond; and wherein B₆ is -NHCH₂-;
- i) A₇-L₇-B₇-, wherein A₇ is an optionally substituted heteroaryl or optionally substituted heterocyclyl; wherein L₇ is a covalent bond; and wherein B₇ is -CH₂;
- j) optionally substituted heteroaryl or optionally substituted heterocyclyl;
- k) A₈-L₈-B₈-, wherein A₈ is optionally substituted phenyl; wherein L₈ is a covalent bond; and wherein B₈ is -O-;
- l) A₉-L₉-B₉-, wherein A₉ is an optionally substituted aryl; wherein L₉ is a covalent bond; and wherein B₉ is a furan group;
- m) A₁₀-L₁₀-B₁₀-, wherein A₁₀ is an optionally substituted heteroaryl or optionally substituted heterocyclyl; wherein L₁₀ is -CH(CH₂CH₃)-; and wherein B₁₀ is -NHCH₂-;

- n) $A_{11}-L_{11}-B_{11}$, wherein A_{11} is an optionally substituted heteroaryl or optionally substituted heterocyclyl; wherein L_{11} is a covalent bond; and wherein B_{11} is $-OCH_2$;
- o) $A_{12}-L_{12}-B_{12}$, wherein A_{12} is an optionally substituted aryl, optionally substituted heteroaryl or optionally substituted heterocyclyl; wherein L_{12} is $-NHC(O)$; and wherein B_{12} is $-N(\text{optionally substituted aryl})CH_2$;
- p) $A_{13}-L_{13}-B_{13}$, wherein A_{13} is an optionally substituted aryl, optionally substituted heteroaryl or optionally substituted heterocyclyl; wherein L_{13} is a covalent bond; and wherein B_{13} is $-NHC(O)$;
- q) $A_{14}-L_{14}-B_{14}$, wherein A_{14} is an optionally substituted aryl, optionally substituted heteroaryl or optionally substituted heterocyclyl; wherein L_{14} is $-NHC(O)(\text{optionally substituted heteroaryl})$; and wherein B_{14} is $-S-S$;
- r) $F_3CC(O)NH$;
- s) $A_{15}-L_{15}-B_{15}$, wherein A_{15} is an optionally substituted aryl, optionally substituted heteroaryl or optionally substituted heterocyclyl; wherein L_{15} is $-(CH_2)_0$ or $-NH(\text{optionally substituted heteroaryl})$; and wherein B_{15} is $-NHCH_2$;
- t) $A_{16}-L_{16}-B_{16}$, wherein A_{16} is an optionally substituted aryl, optionally substituted heteroaryl or optionally substituted heterocyclyl; wherein L_{16} is a covalent bond; and wherein B_{16} is $-N(\text{optionally substituted alkyl})CH_2$; and
- u) $A_{17}-L_{17}-B_{17}$, wherein A_{17} is an optionally substituted aryl, optionally substituted heteroaryl or optionally substituted heterocyclyl; wherein L_{17} is a covalent bond; and wherein B_{17} is $-(\text{optionally substituted aryl}-CH_2)_2N$.

[0070] In another preferred embodiment of the compounds according to paragraph [0046], Cy^2-X^1 is collectively selected from the group consisting of

- a) $D_1-E_1-F_1$, wherein D_1 is an optionally substituted aryl, optionally substituted heteroaryl or optionally substituted heterocyclyl; wherein E_1 is $-CH_2$ or a covalent bond; and wherein F_1 is a covalent bond;
- b) $D_2-E_2-F_2$, wherein D_2 is an optionally substituted aryl, optionally substituted heteroaryl or optionally substituted heterocyclyl; wherein E_2 is $-NH(CH_2)_0$; and wherein F_2 is a covalent bond;

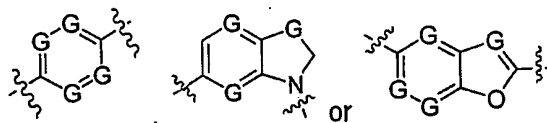
- c) $D_3-E_3-F_3$, wherein D_3 is an optionally substituted aryl, optionally substituted heteroaryl or optionally substituted heterocyclyl; wherein E_3 is $-(CH_2)_{0-2}NH-$; and wherein F_3 is a covalent bond;
- d) $D_4-E_4-F_4$, wherein D_4 is an optionally substituted aryl, optionally substituted heteroaryl or optionally substituted heterocyclyl; wherein E_4 is $-S(CH_2)_{0-2}-$; and wherein F_4 is a covalent bond;
- e) $D_5-E_5-F_5$, wherein D_5 is an optionally substituted aryl, optionally substituted heteroaryl or optionally substituted heterocyclyl; wherein E_5 is $-(CH_2)_{0-2}S-$; and wherein F_5 is a covalent bond; and
- f) $D_6-E_6-F_6$, wherein D_6 is an optionally substituted aryl, optionally substituted heteroaryl or optionally substituted heterocyclyl; wherein E_6 is $-NH(CH_2)_{0-2}NH-$; and wherein F_6 is a covalent bond.

[0071] In some embodiments according to paragraphs [0046] and [0048]-[0063], R^2 to R^4 are independently hydrogen, $-NH_2$, nitro, furanyl, chloro, fluoro, butyl, trifluoromethyl, bromo, thienyl, phenyl, $-CHCHC(O)NH_2$, $-C\equiv CCH_2R^9$ wherein R^9 is hydrogen, C_1 - C_7 alkyl, hydroxy, amino, or C_1 - C_7 alkoxy.

[0072] In some preferred embodiments of the compound according to paragraphs [0046] and [0048]-[0071], q is 0 and X^1 is independently selected from the group consisting of $-NH-CH_2-$, $-S-CH_2-$ and $-CH_2-$.

[0073] In some preferred embodiments of the compound according to paragraphs [0046] and [0048]-[0071], q is 0 and X^1 is independently selected from the group consisting of $-OCH_2-$, $-CH_2O-$, $-CH_2NH_2-$, and $-CH_2S-$.

[0074] In some embodiments of the compound according to paragraphs [0046] and [0048]-[0072], the compound has Ar^2 of formula



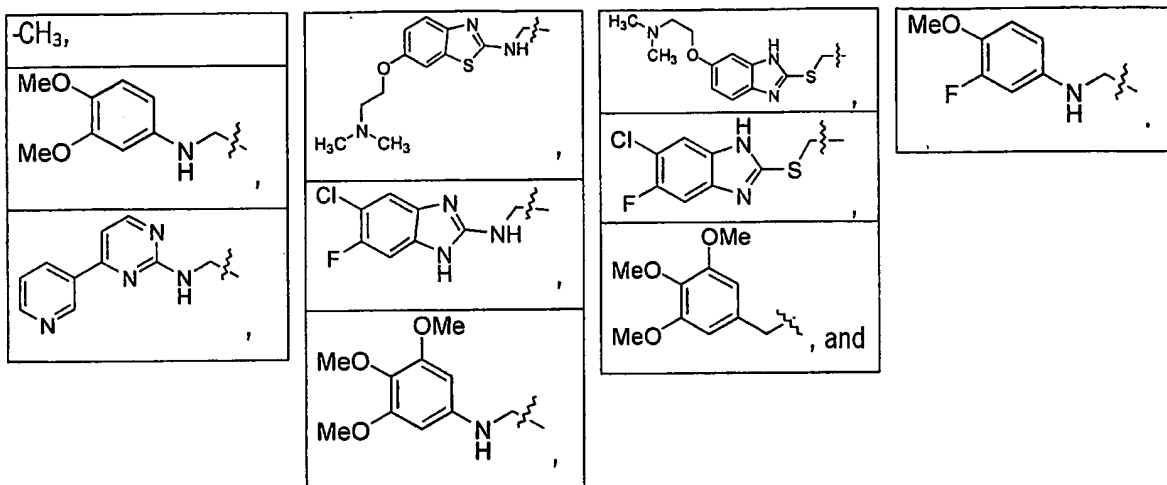
wherein G , at each occurrence, is independently N or C, and C is optionally substituted.

[0075] In some embodiments of the compounds according to paragraph [0074], G at each occurrence is $C(R^8)$, wherein R^8 is selected from the group consisting of hydrogen and C_1 - C_7 alkyl. In some more preferred embodiments, G is $-CH-$.

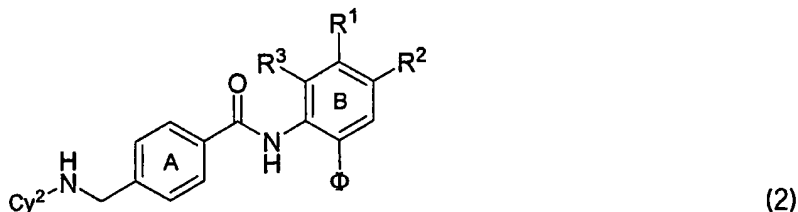
[0076] In some preferred embodiments, the compounds according to paragraph [0074] are those wherein Ar² is selected from the group consisting of phenylene, benzofuranylene and indolinylene.

[0077] In some preferred embodiments, Cy² is aryl or heteroaryl, each of which is optionally substituted. More preferably, Cy² is phenyl, pyrimidinyl, benzimidazolyl or benzothiazolyl, each of which is optionally substituted. Preferred substituents of Cy² are from one to three substituents independently selected from the group consisting of C₁-C₇alkyl, C₁-C₇alkoxy, halo, di-C₁-C₇alkylamino-C₁-C₇alkoxy and heteroaryl. More preferably, the substituents of Cy² are selected from methyl, methoxy, fluoro, chloro, pyridinyl and dimethylamino-ethoxy.

[0078] In some preferred embodiments, the moiety formed by Cy²-X¹ is selected from the following:



[0079] In a preferred embodiment, the compounds of paragraph [0050] are represented by the general formula (2):

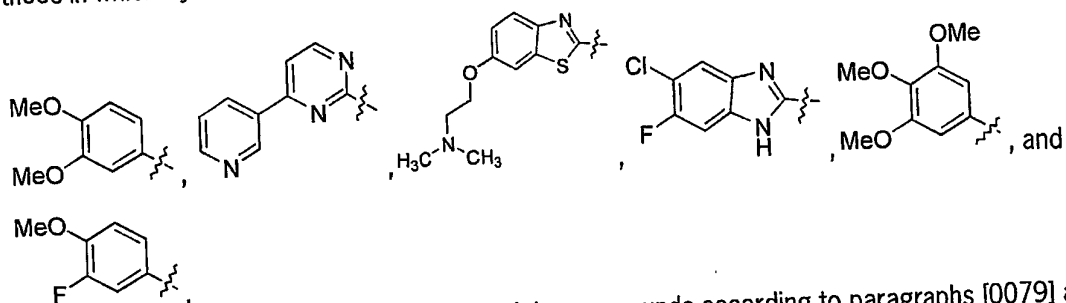


or a pharmaceutically acceptable salt thereof, wherein

R² and R³ are independently selected from the group consisting of hydrogen, trifluoromethyl, butyl, -(CH₂)₃-OH, chloro, fluoro, amino, phenyl, thienyl, furanyl, -CH=CHC(O)NH₂, -C≡CCH₂-OH, -C≡CCH₂-OCH₃; and

the A ring is optionally further substituted with from 1 to 3 substituents independently selected from methyl, hydroxy, methoxy, halo, and amino.

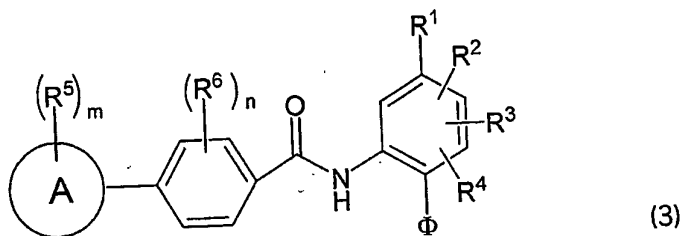
[0080] In some preferred embodiments, the compounds according to paragraph [0079] are those in which Cy² is selected from:



[0081] In other preferred embodiments of the compounds according to paragraphs [0079] and [0080], the A ring is not further substituted.

[0082] In another preferred embodiment of the compounds according to paragraphs [0079] - [0081], R² and R³ are both -H.

[0083] In another embodiment of this aspect, the invention comprises compounds of the general formula (3):



or a pharmaceutically acceptable salt or *in vivo* hydrolyzable ester or amide thereof; wherein:
 Φ is -NH₂ or -OH;

Ring A is a heterocyclyl, wherein if said heterocyclyl contains an -NH- moiety that nitrogen is optionally substituted by a group selected from K;

R⁵ is a substituent on carbon and is selected from halo, nitro, cyano, hydroxy, trifluoromethyl, trifluoromethoxy, amino, carboxy, carbamoyl, mercapto, sulphamoyl, C₁₋₆-alkyl, C₂₋₆-alkenyl, C₂₋₆-alkynyl, C₁₋₆-alkoxy, C₁₋₆-alkanoyl, C₁₋₆-alkanoyloxy, N-(C₁₋₆-alkyl)amino, N,N-(C₁₋₆-alkyl)₂amino, C₁₋₆-alkanoylamino, N-(C₁₋₆-alkyl)carbamoyl, N,N-(C₁₋₆-alkyl)₂carbamoyl, C₁₋₆-alkylS(O)_a wherein a is 0 to 2, C₁₋₆-alkoxycarbonyl, N-(C₁₋₆-alkyl)sulphamoyl, N,N-(C₁₋₆-alkyl)₂sulphamoyl, aryl, aryloxy, arylC₁₋₆-alkyl, heterocyclic group, (heterocyclic group)C₁₋₆

alkyl, or a group (B-E-); wherein R⁵, including group (B-E-), is optionally substituted on carbon by one or more W; and wherein if said heterocyclic group contains an -NH- moiety that nitrogen is optionally substituted by J;

W is halo, nitro, cyano, hydroxy, trifluoromethyl, trifluoromethoxy, amino, carboxy, carbamoyl, mercapto, sulphamoyl, C₁₋₆-alkyl, C₂₋₆-alkenyl, C₂₋₆-alkynyl, C₁₋₆-alkoxy, C₁₋₆-alkanoyl, C₁₋₆-alkanoyloxy, N(C₁₋₆-alkyl)amino, N,N(C₁₋₆-alkyl)₂amino, C₁₋₆-alkanoylamino, N(C₁₋₆-alkyl)carbamoyl, N,N(C₁₋₆-alkyl)₂carbamoyl, C₁₋₆-alkylS(O)_a wherein a is 0 to 2, C₁₋₆-alkoxycarbonyl, N(C₁₋₆-alkyl)sulphamoyl, N,N(C₁₋₆-alkyl)₂sulphamoyl, or a group (B'-E'-); wherein W, including group (B'-E'-), is optionally substituted on carbon by one or more Y;

Y and Z are independently selected from halo, nitro, cyano, hydroxy, trifluoromethyl, trifluoromethoxy, amino, carboxy, carbamoyl, mercapto, sulphamoyl, C₁₋₆-alkyl, C₂₋₆-alkenyl, C₂₋₆-alkynyl, C₁₋₆-alkoxy, C₁₋₆-alkanoyl, C₁₋₆-alkanoyloxy, N(C₁₋₆-alkyl)amino, N,N(C₁₋₆-alkyl)₂amino, C₁₋₆-alkanoylamino, N(C₁₋₆-alkyl)carbamoyl, N,N(C₁₋₆-alkyl)₂carbamoyl, C₁₋₆-alkylS(O)_a wherein a is 0 to 2, C₁₋₆-alkoxycarbonyl, N(C₁₋₆-alkyl)sulphamoyl or N,N(C₁₋₆-alkyl)₂sulphamoyl;

G, J and K are independently selected from C₁₋₈-alkyl, C₁₋₈-alkenyl, C₁₋₈-alkanoyl, C₁₋₈-alkylsulphonyl, C₁₋₈-alkoxycarbonyl, carbamoyl, N(C₁₋₈-alkyl)carbamoyl, N,N(C₁₋₈-alkyl)₂carbamoyl, benzyloxycarbonyl, benzoyl, phenylsulphonyl, aryl, arylC₁₋₆-alkyl or (heterocyclic group)C₁₋₆-alkyl; wherein G, J, and K are optionally substituted on carbon by one or more Q; and wherein if said heterocyclic group contains an -NH- moiety that nitrogen is optionally substituted by hydrogen or C₁₋₆alkyl;

Q is halo, nitro, cyano, hydroxy, trifluoromethyl, trifluoromethoxy, amino, carboxy, carbamoyl, mercapto, sulphamoyl, C₁₋₆-alkyl, C₂₋₆-alkenyl, C₂₋₆-alkynyl, C₁₋₆-alkoxy, C₁₋₆-alkanoyl, C₁₋₆-alkanoyloxy, N(C₁₋₆-alkyl)amino, N,N(C₁₋₆-alkyl)₂amino, C₁₋₆-alkanoylamino, N(C₁₋₆-alkyl)carbamoyl, N,N(C₁₋₆-alkyl)₂carbamoyl, C₁₋₆-alkylS(O)_a wherein a is 0 to 2, C₁₋₆-alkoxycarbonyl, C₁₋₆-alkoxycarbonylamino, N(C₁₋₆-alkyl)sulphamoyl, N,N(C₁₋₆-alkyl)₂sulphamoyl, aryl, aryloxy, aryl C₁₋₆-alkyl, arylC₁₋₆-alkoxy, heterocyclic group, (heterocyclic group)C₁₋₆-alkyl, (heterocyclic group)C₁₋₆-alkoxy, or a group (B''-E''); wherein Q, including group (B''-E''), is optionally substituted on carbon by one or more Z;

B, B' and B'' are independently selected from C₁₋₆-alkyl, C₂₋₆-alkenyl, C₂₋₆-alkynyl, C₃₋₈-cycloalkyl, C₃₋₈-cycloalkylC₁₋₆-alkyl, aryl, arylC₁₋₆-alkyl, heterocyclic group, (heterocyclic group)C₁₋₆-alkyl, phenyl or phenylC₁₋₆-alkyl; wherein B, B' and B'' is optionally substituted on carbon by one or more D; and wherein if said heterocyclic group contains an -NH- moiety that nitrogen is optionally substituted by a group selected from G;

E, E' and E'' are independently selected from -N(R^a), -O-, -C(O)O-, -OC(O)-, -C(O)-, -N(R^a)C(O)-, -N(R^a)C(O)N(R^b)-, -N(R^a)C(O)O-, -OC(O)N(R^a), -C(O)N(R^a), S(O)_r, -SO₂N(R^a), -N(R^a)SO₂ wherein R^a and R^b are independently selected from hydrogen or C₁₋₆-alkyl optionally substituted by one or more F and r is 0-2;

D and F are independently selected from halo, nitro, cyano, hydroxy, trifluoromethyl, trifluoromethoxy, amino, carboxy, carbamoyl, mercapto, sulphamoyl, C₁₋₆-alkyl, C₂₋₆-alkenyl, C₂₋₆-alkynyl, C₁₋₆-alkoxy, C₁₋₆-alkanoyl, C₁₋₆-alkanoyloxy, N-(C₁₋₆-alkyl)amino, N,N-(C₁₋₆-alkyl)₂amino, C₁₋₆-alkanoylamino, N-(C₁₋₆-alkyl)carbamoyl, N,N-(C₁₋₆-alkyl)₂carbamoyl, C₁₋₆-alkyl(S(O)_a) wherein a is 0 to 2, C₁₋₆-alkoxycarbonyl, N-(C₁₋₆-alkyl)sulphamoyl or N,N-(C₁₋₆-alkyl)₂sulphamoyl;

m is 0, 1, 2, 3 or 4; wherein the values of R⁵ may be the same or different;

R⁶ is halo;

n is 0, 1 or 2; wherein the values of R⁶ may be the same or different; and

R¹, R², R³, and R⁴ are as defined in paragraph [0046].

[0084] Particular values of Ring A, R⁵, R⁶, m, and n include the following:

Ring A:

- (a) pyridyl, quinolyl, indolyl, pyrimidinyl, morpholinyl, piperidinyl, piperazinyl, pyradazinyl, pyrazinyl, thiazolyl, thienyl, thienopyrimidinyl, thienopyridinyl, purinyl, triazinyl, oxazolyl, pyrazolyl, or furanyl; wherein if Ring A contains an -NH- moiety that nitrogen is optionally substituted by a group selected from K;
- (b) pyridin-4-yl, pyridin-3-yl, pyridin-2-yl, quinolin-8-yl, pyrimidin-6-yl, pyrimidin-5-yl, pyrimidin-4-yl, morpholin-4-yl, piperidin-4-yl, piperidin-3-yl, piperidin-2-yl, piperazin-4-yl, pyridazin-5-yl, pyrazin-6-yl, thiazol-2-yl, thien-2-yl, thieno[3,2b]pyrimidinyl, thieno[3,2b]pyrimidinyl, thieno[3,2b]pyridinyl, purin-6-yl or triazin-6-yl; wherein if

Ring A contains an -NH- moiety that nitrogen is optionally substituted by a group selected from K;

- (c) pyridyl, quinolyl, pyrimidyl, morpholinyl, piperidinyl, piperazinyl, pyradazinyl, pyrazinyl, thiazyl or furanyl;
- (d) pyridin-4-yl, pyridin-3-yl, pyridin-2-yl, quinoline-8-yl, pyradizin-2-yl, furan-3-yl, morpholinyl, thiazol-2-yl, pyrimidin-6-yl, piperidin-4-yl or piperazin-4-yl; and
- (e) pyridine-4-yl, pyridine-3-yl, quinoline-8-yl, piperidin-4-yl or piperazin-4-yl.

R⁵:

- (a) a substituent on carbon and is selected from halo, amino, C₁₋₆-alkyl, C₁₋₆-alkoxy, N(C₁₋₆-alkyl)amino, aryl, aryloxy, arylC₁₋₆-alkyl, heterocyclic group, (heterocyclic group)C₁₋₆-alkyl, or a group (B-E-); wherein R⁵, including group (B-E-), is optionally substituted on carbon by one or more W; and wherein if said heterocyclic group contains an -NH- moiety that nitrogen is optionally substituted by J;

W is hydroxy, mercapto, C₁₋₆-alkyl, C₁₋₆-alkoxy, N,N(C₁₋₆-alkyl)₂amino or a group (B'-E'-); wherein W, including group (B'-E'-), is optionally substituted on carbon by one or more Y;

Y and Z are independently selected from halo, nitro, cyano, hydroxy, C₁₋₆-alkoxy, N,N(C₁₋₆-alkyl)₂amino or C₁₋₆-alkanoylamino;

G, J, and K are independently selected from C₁₋₈-alkyl, C₂₋₈-alkenyl, C₁₋₈-alkanoyl, aryl, arylC₁₋₆-alkyl or (heterocyclic group)C₁₋₆-alkyl; wherein G, J and K are optionally substituted on carbon by one or more Q; and wherein if said heterocyclic group contains an -NH- moiety that nitrogen is optionally substituted by hydrogen or C₁₋₆-alkyl;

Q is cyano, hydroxy, C₁₋₆-alkoxy, C₁₋₆-alkanoyloxy, C₁₋₆-alkoxycarbonyl, C₁₋₆-alkoxycarbonylamino, aryl, aryloxy or a group (B''-E''-); wherein Q, including group (B''-E''-), is optionally substituted on carbon by one or more Z;

B, B' and B'' are independently selected from C₁₋₆-alkyl, C₂₋₆-alkenyl, C₂₋₆-alkynyl, C₃₋₈-cycloalkyl, C₃₋₈-cycloalkylC₁₋₆-alkyl, aryl, arylC₁₋₆-alkyl, heterocyclic group, (heterocyclic group)C₁₋₆-alkyl, phenyl or phenylC₁₋₆-alkyl; wherein B, B' and B'' are optionally substituted on carbon by one or more D; and wherein if said

heterocyclic group contains an -NH- moiety that nitrogen is optionally substituted by a group selected from G;

E, E' and E'' are independently selected from -N(R^a), -O-, -C(O)O-, -OC(O)-, -C(O)-, -N(R^a)C(O)-, -N(R^a)C(O)N(R^b)-, -N(R^a)C(O)O-, -OC(O)N(R^a)-, -C(O)N(R^a)-, -S(O)_r-, -SO₂N(R^a)-, -N(R^a)SO₂-, wherein R^a and R^b are independently selected from hydrogen or C₁₋₆-alkyl optionally substituted by one or more F and r is 0-2;

D and F are independently selected from halo, C₁₋₆-alkoxy or N,N-(C₁₋₆-alkyl)₂amino.

(b) a substituent on carbon and is selected from fluoro, chloro, amino, methyl, ethyl, propyl, methoxy, N-methylamino, N-ethylamino, N-propylamino, N-butylamino, phenyl, naphthylethyl, piperizin-4-yl, piperidin-1-yl, piperidin-4-yl, 2-(thiomethyl)pyrimidin-4-yl, tetrahydrofuran-2-ylmethyl, tetrahydropyran-2-ylmethyl, 1,2,5-thiadiazol-3-ylethyl, piperidin-1-ylmethyl, pyridin-2-ylmethyl, or a group (B-B); wherein R⁵, including group (B-E-), is optionally substituted on carbon by one or more W; and wherein if said heterocyclic group contains an -NH- moiety that nitrogen is optionally substituted by J;

W is hydroxy, methyl, ethyl, ethoxy, N,N-(diethyl)amino, N,N-(dibutyl)amino, or a group (B'-E'-); wherein W, including group (B'-E'-), is optionally substituted on carbon by one or more Y;

Y and Z are independently selected from fluoro, chloro, bromo, nitro, cyano, hydroxy, methoxy, N,N-(dimethyl)amino or methylcarbonylamino;

G, J and K are independently selected from methyl, ethyl, propyl, pentyl, 2-methylbutyl, butyl, acetyl, benzyl, 3-(pyrrol-1-yl)propyl or pyrrolidin-2-one-(5S)-methyl; wherein G, J and K are optionally substituted on carbon by one or more Q; and wherein if said heterocyclic group contains an -NH- moiety that nitrogen is optionally substituted by hydrogen or methyl;

Q is cyano, hydroxy, methoxy, ethoxy, methylcarbonyloxy, methoxycarbonyl, t-butoxycarbonylamino, phenyl or a group (B''-E''-); wherein Q, including group (B''-E''-), is optionally substituted on carbon by one or more Z;

B, B' and B'' are independently selected from methyl, ethyl, propyl, cyclohexyl, phenyl, benzyl, 1,2,3,4-tetrahydroquinolinyl, 3-morpholinopropyl, 2-

morpholinoethyl, 2-pyrrolidin-1-ylethyl, 3-morpholinopropyl, 3-(4-methylpiperazin-1-yl)propyl, 2-piperidin-1-ylethyl, 3-piperidin-1-ylpropyl, pyridin-3-ylmethyl or imidazol-1-ylpropyl; wherein B, B' and B'' are optionally substituted on carbon by one or more D; and wherein if said heterocyclic group contains an -NH- moiety that nitrogen is optionally substituted by a group selected from G;

E, E' and E'' are independently selected from -N(R^a), -O-, -C(O)-, -NHC(O)-, -N(R^a)C(O)O-; wherein R^a is hydrogen or methyl optionally substituted by one or more F;

D and F are independently selected from fluoro, methoxy or ethoxy;

(c) fluoro, chloro, amino, methyl, methoxy, 3-morpholin-4-ylpropylamino, (3-morpholin-4-yl)ethylamino, acetyl, benzyl, methoxycarbonylmethyl, 2-pyrrolidin-1-ylethoxy, 3-morpholinopropoxy, *N*-(2-fluorophenyl)propanamide, 4-(diethylamino)phenylcarbonylmethyl, 3-(4-methylpiperazin-1-yl)propylamino, 2-piperidin-1-ylethylamino, 2-[*N,N*(diethyl)amino-ethylamino], pyridin-3-ylmethylamino, 3-piperidin-1-ylpropylamino, imidazol-1-ylpropylamino, 3-methoxypropylamino, 3-morpholinopropylamino, piperazin-1-yl, *N*-ethylamino, 4-methylpiperazin-1-yl, 1-(3-phenoxy)propyl, 1-(3-cyanophenyl)methyl, 1-(4-cyanophenyl)methyl, tetrahydrofuran-2-ylmethyl, 1-(3-benzyloxy)propyl, 3-methoxybenzyl, 2,3-dihydroxypropyl, 2-(methylcarbonyloxy)ethyl, 3-(pyrrol-1-yl)propyl, 1-[3-(2-methoxyethoxy)]propyl, 2-(4-acetamidophenoxy)ethyl, 2-(*t*-butoxycarbonylamino)ethyl, 2-(*t*-butoxycarbonylamino)propyl, 2-[(2-methoxyphenyl)oxy]ethyl, (1,2,3,4-tetrahydroquinolin-1-yl)acetyl, 2-[*N*-(2-fluorophenyl)ylacetamide]ethyl, methoxycarbonylmethyl, 2-(ethoxy)ethyl, 4-methylpent-3-enyl, tetrahydropyran-2-ylmethyl, 1-(2*S*)-2-methylbutyl, 4-(benzyloxy)butyl, 2-[4-(nitro)phenoxy]ethyl, 2-[*N,N*(dibutyl)amino]ethylamino, 3-[(*N*-methyl-*N*-phenyl)amino]propylamino, *N*-3-[2-(dimethylamino)ethoxy]propylamino, 2-[4-(acetamido)phenoxy]ethyl, 2-[4-(hydroxyphenoxy)]ethyl, 1,2,5-thiadiazol-3-ylethyl, piperidin-1-ylmethyl, 2-[4-(chloro)phenoxy]ethyl, pyrrolidin-2-one-(5*S*)-methyl, phenylaminocarbonyloxymethyl, cyclohexylaminocarbonyloxymethyl, 2-(thiomethyl)-pyrimidin-4-yl or pyridin-2-ylmethyl;

- (d) halo, amino, C₁₋₆-alkyl, C₁₋₆-alkoxy, C₁₋₃-alkanoyloxy, N-(C₁₋₃-alkyl)amino, N,N-(C₁₋₃-alkyl)₂amino, C₁₋₃-alkanoylamino, N-(C₁₋₃-alkyl)carbamoyl, N,N-(C₁₋₃-alkyl)₂carbamoyl;
- (e) halo, amino, C₁₋₆-alkyl or C₁₋₆-alkoxy; and
- (f) halo, amino, methyl or methoxy.

m:

- (a) 0, 1, 2, 3 or 4; wherein the values of R⁵ may be the same or different;
- (b) 0, 1, or 2; wherein the values of R⁵ may be the same or different;
- (c) 0 or 1;
- (d) 0; and
- (e) 1.

R⁶:

- (a) halo;
- (b) fluoro or chloro; and
- (c) fluoro.

n:

- (a) 0, 1 or 2, wherein the values of R⁶ may be the same or different;
- (b) 0 or 1;
- (c) 0; and
- (d) 1.

[0085] Other embodiments of the compound according to paragraph [0083], include those in which:

Ring A is a heterocyclyl;

R⁵ is halo, nitro, cyano, hydroxy, trifluoromethyl, trifluoromethoxy, amino, carboxy, carbamoyl, mercapto, sulphamoyl, C₁₋₆-alkyl, C₂₋₆-alkenyl, C₂₋₆-alkynyl, C₁₋₆-alkoxy, C₁₋₆-alkanoyl, C₁₋₆-alkanoyloxy, N-(C₁₋₆-alkyl)amino, N,N-(C₁₋₆-alkyl)₂amino, C₁₋₆-alkanoylamino, N-(C₁₋₆-alkyl)carbamoyl, N,N-(C₁₋₆-alkyl)₂carbamoyl, C₁₋₆-alkylS(O)_a wherein a is 0 to 2, C₁₋₆-alkoxycarbonyl, N-(C₁₋₆-alkyl)sulphamoyl, N,N-(C₁₋₆-alkyl)₂sulphamoyl or a group (B-E-); wherein, B is selected from C₁₋₆-alkyl, C₂₋₆-alkenyl, C₂₋₆-alkynyl, C₃₋₈-cycloalkyl, C₃₋₈-cycloalkylC₁₋₆-alkyl, phenyl, heterocyclyl, phenylC₁₋₆-alkyl or heterocyclylC₁₋₆-alkyl; wherein B is optionally substituted on carbon by one or more D; and wherein if said heterocyclyl

contains an -NH- moiety that nitrogen is optionally substituted by a group selected from G;

E is -N(R^a), -O-, -C(O)O-, -OC(O)-, -C(O)-, -N(R^a)C(O)-, -C(O)N(R^a), -S(O)_r-, -SO₂N(R^a), -N(R^a)SO₂- wherein R^a is hydrogen or C₁₋₆-alkyl optionally substituted by one or more D and r is 0-2;

D is independently selected from halo, nitro, cyano, hydroxy, trifluoromethyl, trifluoromethoxy, amino, carboxy, carbamoyl, mercapto, sulphamoyl, C₁₋₆-alkyl, C₂₋₆-alkenyl, C₂₋₆-alkynyl, C₁₋₆-alkoxy, C₁₋₆-alkanoyl, C₁₋₆-alkanoyloxy, N-(C₁₋₆-alkyl)amino, N,N-(C₁₋₆-alkyl)₂amino, C₁₋₆-alkanoylamino, N-(C₁₋₆-alkyl)carbamoyl, N,N-(C₁₋₆-alkyl)₂carbamoyl, C₁₋₆-alkyl(S(O)_a) wherein a is 0 to 2, C₁₋₆-alkoxycarbonyl, N-(C₁₋₆-alkyl)sulphamoyl and N,N-(C₁₋₆-alkyl)₂sulphamoyl;

G is selected from C₁₋₄-alkyl, C₁₋₄-alkanoyl, C₁₋₄-alkylsulphonyl, C₁₋₄-alkoxycarbonyl, carbamoyl, N-(C₁₋₄-alkyl)carbamoyl, N,N-(C₁₋₄-alkyl)carbamoyl, benzyl, benzyloxycarbonyl, benzoyl and phenylsulphonyl;

m is 0, 1, 2, 3 or 4; wherein the values of R⁵ are the same or different;

R⁶ is halo; and

n is 0, 1 or 2; wherein the values of R⁶ can be the same or different.

[0086] In another embodiment of the compound according to paragraph [0083],

Ring A is a pyridyl, quinolyl, indolyl, pyrimidinyl, morpholinyl, piperidinyl, piperazinyl, pyradazinyl, pyrazinyl, thiazolyl, thienyl, thienopyrimidinyl, thienopyridinyl, purinyl, triazinyl, oxazolyl, pyrazolyl, or furanyl; wherein if Ring A contains an -NH- moiety that nitrogen is optionally substituted by a group selected from K;

R⁵ is a substituent on carbon and is selected from halo, amino, C₁₋₆-alkyl, C₁₋₆-alkoxy, N-(C₁₋₆-alkyl)amino, aryl, aryloxy, arylC₁₋₆-alkyl, heterocyclic group, (heterocyclic group)C₁₋₆-alkyl, or a group (B-E-); wherein R⁵, including group (B-E-), is optionally substituted on carbon by one or more W; and wherein if said heterocyclic group contains an -NH- moiety that nitrogen is optionally substituted by J;

W is hydroxy, mercapto, C₁₋₆-alkyl, C₁₋₆-alkoxy, N,N-(C₁₋₆-alkyl)₂amino or a group (B'-E'-); wherein W, including group (B'-E'-), is optionally substituted on carbon by one or more Y;

Y and Z are independently selected from halo, nitro, cyano, hydroxy, C₁₋₆-alkoxy, N,N-(C₁₋₆-alkyl)₂amino or C₁₋₆-alkanoylamino;

G, J and K are independently selected from C₁₋₈-alkyl, C₂₋₈-alkenyl, C₁₋₈-alkanoyl, aryl, arylC₁₋₆-alkyl or (heterocyclic group)C₁₋₆-alkyl; wherein G, J and K are optionally substituted on carbon by one or more Q; and wherein if said heterocyclic group contains an -NH- moiety that nitrogen is optionally substituted by hydrogen or C₁₋₆-alkyl;

Q is cyano, hydroxy, C₁₋₆-alkoxy, C₁₋₆-alkanoyloxy, C₁₋₆-alkoxycarbonyl, C₁₋₆-alkoxycarbonylamino, aryl, aryloxy or a group (B"-E"-); wherein Q, including group (B"-E"-), is optionally substituted on carbon by one or more Z;

B, B' and B" are independently selected from C₁₋₆-alkyl, C₂₋₆-alkenyl, C₂₋₆-alkynyl, C₃₋₈-cycloalkyl, C₃₋₈-cycloalkylC₁₋₆-alkyl, aryl, arylC₁₋₆-alkyl, heterocyclic group, (heterocyclic group)C₁₋₆-alkyl, phenyl or phenylC₁₋₆-alkyl; wherein B, B' and B" are optionally substituted on carbon by one or more D; and wherein if said heterocyclic group contains an -NH- moiety that nitrogen is optionally substituted by a group selected from G;

E, E' and E" are independently selected from -N(R^a), -O-, -C(O)O-, -OC(O)-, -C(O)-, -N(R^a)C(O)-, -N(R^a)C(O)N(R^a), -N(R^a)C(O)O-, -OC(O)N(R^a), -C(O)N(R^a), -S(O)_r-, -SO₂N(R^a)-, -N(R^a)SO₂- wherein R^a and R^b are independently selected from hydrogen or C₁₋₆-alkyl optionally substituted by one or more F and r is 0-2;

D and F are independently selected from halo, C₁₋₆-alkoxy or N,N-(C₁₋₆-alkyl)₂amino;

m is 0, 1, 2, 3 or 4; wherein the values of R⁵ are the same or different;

R⁶ is fluoro or chloro; and

n is 0, 1 or 2, wherein the values of R⁶ are the same or different;

[0087] In another embodiment of the compound according to paragraph [0083],

Ring A is pyridin-4-yl, pyridin-3-yl, pyclicin-2-yl, quinolin-8-yl, pyrimidin-6-yl, pyrimidin-5-yl, pyrimidin-4-yl, morpholin-4-yl, piperidin-4-yl, piperidin-3-yl, piperdin-2-yl, piperazin-4-yl, pyridazin-5-yl, pyrazin-6-yl, thiazol-2-yl, thien-2-yl, thieno[3,2d]pyrimidinyl, thieno[3,2b]pyrimidinyl, thieno[3,2b]pyridinyl, purin-6-yl or triazin-6-yl; wherein if Ring A contains an -NH- moiety that nitrogen is optionally substituted by a group selected from K;

R⁵ is a substituent on carbon and is selected from fluoro, chloro, amino, methyl, ethyl, propyl, methoxy, *N*-methylamino, *N*-ethylamino, *N*-propylamino, *N*-butylamino, phenyl, naphthylethyl, piperazin-1-yl, piperidin-1-yl, piperidin-4-yl, 2-(thiomethyl)pyrimidin-4-yl, tetrahydrofuran-2-ylmethyl, tetrahydropyran-2-ylmethyl, 1,2,5-thiadiazol-3-ylethyl, piperidin-1-ylmethyl, pyridin-2-ylmethyl, or a group (B-B-); wherein R⁵, including group (B-B-), is optionally substituted on carbon by one or more W; and wherein if said heterocyclic group contains an -NH- moiety that nitrogen is optionally substituted by J;

W is hydroxy, methyl, ethyl, ethoxy, *N,N*-(diethyl)amino, *N,N*-(dibutyl)amino, or a group (B'-E'-); wherein W, including group (B'-E'-), is optionally substituted on carbon by one or more Y;

Y and Z are independently selected from fluoro, chloro, bromo, nitro, cyano, hydroxy, methoxy, *N,N*-(dimethyl)amino or methylcarbonylamino;

G, J and K are independently selected from methyl, ethyl, propyl, pentyl, 2-methylbutyl, butyl, acetyl, benzyl, 3-(pyrrol-1-yl)propyl or pyrrolidin-2-one-(5*S*)-methyl; wherein G, J and K are optionally substituted on carbon by one or more Q; and wherein if said heterocyclic group contains an -NH- moiety that nitrogen is optionally substituted by hydrogen or methyl;

Q is cyano, hydroxy, methoxy, ethoxy, methylcarbonyloxy, methoxycarbonyl, *t*-butoxycarbonylamino, phenyl or a group (B''-E''); wherein Q, including group (B''-E''), is optionally substituted on carbon by one or more Z;

B, B' and B'' are independently selected from methyl, ethyl, propyl, cyclohexyl, phenyl, benzyl, 1,2,3,4-tetrahydroquinolinyl, 3-morpholinopropyl, 2-morpholinoethyl, 2-pyrrolidin-1-ylethyl, 3-morpholinopropyl, 3-(4-methylpiperazin-1-yl)propyl, 2-piperidin-1-ylethyl, 3-piperidin-1-ylpropyl, pyridin-3-ylmethyl or imidazol-1-ylpropyl; wherein B, B' and B'' are optionally substituted on carbon by one or more D; and wherein if said heterocyclic group contains an -NH- moiety that nitrogen is optionally substituted by a group selected from G;

E, E' and E'' are independently selected from -N(R^a), -O-, -C(O)-, -NHC(O)-, -N(R^a)C(O)O-; wherein R^a is hydrogen or methyl optionally substituted by one or more F;

D and F are independently selected from fluoro, methoxy or ethoxy;

m is 0, 1, or 2; wherein the values of R⁵ are the same or different;

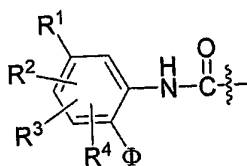
R⁶ is fluoro; and

n is 0 or 1.

[0088] In the embodiments of the compounds according to paragraphs [0083] and [0085] - [0087], R¹, R², R³, and R⁴ are as defined in paragraphs [0048] and [0049]. In other preferred embodiments, the compounds according to paragraph [0083] are the compounds of Tables 1-8 and 13 of WO 03/087057 modified by replacing the terminal moiety:



with



wherein Φ , R¹, R², R³, and R⁴ are as defined in accordance with paragraphs [0046], and preferably [0048] and [0049].

[0089] The definitions in paragraphs [0090] - [0097] apply to R⁵ and R⁶ in paragraphs [0083] - [0088] and supplement the definitions in paragraphs [0020] - [0042]. To the extent there are any inconsistencies between the definitions in paragraphs [0020] - [0042] and in paragraphs [0090] - [0097], the definitions in paragraphs [0090] - [0097] shall take precedence for the compounds of paragraphs [0083] - [0088] only.

[0090] "Alkyl" includes both straight and branched chain alkyl groups. For example, "C₁₋₈-alkyl" and "C₁₋₆-alkyl" includes methyl, ethyl, propyl, isopropyl, pentyl, hexyl, heptyl, and t-butyl. However, references to individual alkyl groups such as 'propyl' are specific for the straight-chained version only and references to individual branched chain alkyl groups such as 'isopropyl' are specific for the branched chain version only.

[0091] The term "halo" refers to fluoro, chloro, bromo and iodo.

[0092] Where optional substituents are chosen from "one or more" groups it is to be understood that this definition includes all substituents being chosen from one of the specified groups or the substituents being chosen from two or more of the specified groups.

[0093] A "heterocyclyl" is a saturated, partially saturated or unsaturated, mono or bicyclic ring containing 3-12 atoms of which at least one atom is chosen from nitrogen, sulphur or oxygen, which may, unless otherwise specified, be carbon or nitrogen linked, wherein a ring sulphur atom is optionally oxidized to form the S-oxide(s). Preferably a "heterocyclyl" is a saturated, partially saturated or unsaturated, monocyclic ring containing 5 or 6 atoms of which at least one atom is chosen from nitrogen, sulphur or oxygen or a 8-10 membered bicyclic ring which may, unless otherwise specified, be carbon or nitrogen linked, wherein a ring sulphur atom is optionally oxidized to form S-oxide(s). Examples and suitable values of the term "heterocyclyl" are thiazolidinyl, pyrrolidinyl, 1,3-benzodioxolyl, 1,2,4-oxadiazolyl, 2-azabicyclo[2.2.1]heptyl, morpholinyl, tetrahydrofuranyl, furanyl, tetrahydropyranyl, piperidinyl, piperazinyl, thiomorpholinyl, 1,3-dioxolanyl, homopiperazinyl, thienyl, pyrrolyl, pyrazolyl, oxadiazolyl, tetrazolyl, oxazolyl, thienopyrimidinyl, thienopyridinyl, thieno[3,2d]pyrimidinyl, 1,3,5-triazinyl, purinyl, 1,2,3,4-tetrahydroquinolinyl, benzimidazolyl, benzthiazolyl, benzoxazolyl, benzothienyl, benzofuranyl, indazolyl, quinazoliny, cinnolinyl, phthalazinyl, quinoxalinyl, naphthyridinyl, benzotriazolyl, pyrrolothienyl, imidazothienyl, isoxazolyl, imidazolyl, thiadiazolyl, isothiazolyl, 1,2,3-triazolyl, 1,2,4-triazolyl, pyranyl, indolyl, pyrimidyl, thiazolyl, pyrazinyl, pyridazinyl, pyridyl, quinolyl, quinazoliny, and 1-isoquinolinyl.

[0094] A "heterocyclic group" is a saturated, partially saturated or unsaturated, mono or bicyclic ring containing 3-12 atoms of which at least one atom is chosen from nitrogen, sulphur or oxygen, which may, unless otherwise specified, be carbon or nitrogen linked, wherein a CH₂ group is optionally replaced by a C(O), and wherein a ring sulphur atom is optionally oxidized to form the S-oxide(s). Preferably a "heterocyclic group" is a saturated, partially saturated or unsaturated, monocyclic ring containing 5 or 6 atoms of which at least one atom is chosen from nitrogen, sulphur or oxygen or a 9 or 10 membered bicyclic ring which may, unless otherwise specified, be carbon or nitrogen linked, wherein a CH₂ group is optionally replaced by a C(O), and wherein a ring sulphur atom is optionally oxidized to form S-oxide(s). Examples and suitable values of the term "heterocyclic group" are pyrrolidinyl, 2-pyrrolidonyl, 2,5-dioxopyrrolidinyl, 2,4-dioxoimidazolidinyl, 2-oxo-1,3,4-triazolinyl, oxazolidinyl, 2-oxazolidonyl, 5,6-dihydro-uracilyl, 1,3-benzodioxolyl, 1,2,4-oxadiazolyl, 2-azabicyclo[2.2.1]heptyl, morpholinyl, 2-oxotetrahydrofuranyl, tetrahydrofuranyl, furanyl, tetrahydropyranyl, piperidinyl, piperazinyl, thiomorpholinyl, 1,1-dioxothiomorpholinyl, 1,3-dioxolanyl, homopiperazinyl, thiophenyl, thienopyridinyl, thienopyrimidinyl, thieno[3,2d]pyrimidinyl, 1,3,5-triazinyl, purinyl, quinolinyl, isoquinolinyl, 1,2,3,4-tetrahydroquinolinyl, tetrahydroisoquinolinyl, imidazolyl,

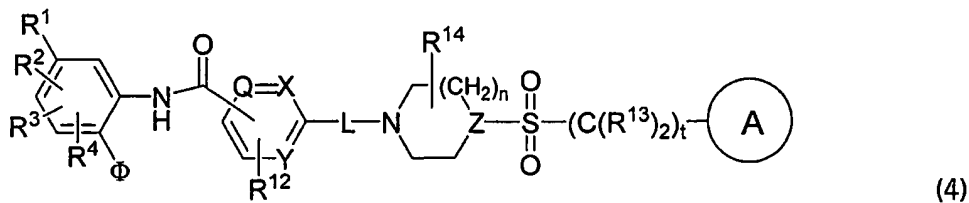
benzimidazolyl, benzothiazolyl, benzoxazolyl, benzothiophenyl, benzofuranyl, indazolyl, quinazoliny, cinnolinyl, phthalazinyl, quinoxaliny, naphthyridinyl, oxazolyl, isoxazolyl, pyrrolyl, tetrazolyl, thiadiazolyl, isothiazolyl, 1,2,3-triazolyl, 1,2,4-triazolyl, pyranyl, indolyl, isoindolyl, pyrimidinyl, thiazolyl, pyrazolyl, 3-pyrrolinyl, pyrazinyl, pyridazinyl, pyridinyl, pyridonyl, pyrimidonyl and 1-isoquinolinyl.

[0095] An "aryl" group is, for example, phenyl, indenyl, indanyl, naphthyl, tetrahydronaphthyl or fluorenyl, preferably phenyl.

[0096] An example of "C₁₋₆-alkanoyloxy" is acetoxy. Examples of "C₁₋₈-alkoxycarbonyl", "C₁₋₆-alkoxycarbonyl" and C₁₋₄-alkoxycarbonyl include methoxycarbonyl, ethoxycarbonyl, *N*- and *t*-butoxycarbonyl. Examples of C₂₋₆-alkynyl are ethynyl and 2-propynyl. Examples of "C₁₋₆-alkoxy" include methoxy, ethoxy and propoxy. Examples of "C₁₋₆-alkanoylamino" and C₁₋₃-alkanoylamino include formamido, acetamido and propionylamino. Examples of "C₁₋₆-alkylS(O)_a wherein a is 0 to 2" include C₁₋₆-alkylsulphonyl, C₁₋₃-alkylS(O)_a, methylthio, ethylthio, methylsulphinyl, ethylsulphinyl, mesyl and ethylsulphonyl. Examples of "C₁₋₈-alkanoyl", "C₁₋₆-alkanoyl" and C₁₋₄-alkanoyl include C₁₋₃-alkanoyl, propionyl and acetyl. Examples of "*N*-C₁₋₆-alkylamino" and *N*(C₁₋₃-alkyl)amino include methylamino and ethylamino. Examples of "*N,N*(C₁₋₆-alkyl)₂amino" and *N,N*(C₁₋₂-alkyl)₂amino include di-*N*-methylamino, di-*N*-ethylamino, di-*N*-butylamino and *N*-ethyl-*N*-methylamino. Examples of "C₂₋₈-alkenyl" are C₁₋₆-alkenyl and C₂₋₃-alkenyl, and include vinyl, allyl, and 1-propenyl. Examples of "*N*(C₁₋₃-alkyl)sulphamoyl" and "*N*(C₁₋₅-alkyl)sulphamoyl" are *N*(C₁₋₃-alkyl)sulphamoyl, *N*(methyl)sulphamoyl and *N*(ethyl)sulphamoyl. Examples of "*N*(C₁₋₆-alkyl)₂sulphamoyl" are *N,N*(C₁₋₃-alkyl)₂sulphamoyl, *N,N*(dimethyl)sulphamoyl and *N*(methyl)-*N*(ethyl)sulphamoyl. Examples of "*N*(C₁₋₈-alkyl)carbamoyl" and "*N*(C₁₋₆-alkyl)carbamoyl" are *N*(C₁₋₄-alkyl)carbamoyl, *N*(C₁₋₃-alkyl)carbamoyl, methylaminocarbonyl, and ethylaminocarbonyl. Examples of "*N,N*(C₁₋₈-alkyl)₂carbamoyl" and "*N,N*(C₁₋₆-alkyl)₂carbamoyl" are *N,N*(C₁₋₄-alkyl)₂carbamoyl, *N,N*(C₁₋₂-alkyl)₂carbamoyl, dimethylaminocarbonyl and methylethylaminocarbonyl. Examples of "(heterocyclic group)C₁₋₆-alkyl" include piperidin-1-ylmethyl, piperidin-1-ylethyl, piperidin-1-ylpropyl, pyridylmethyl, 3-morpholinopropyl, 2-morpholinoethyl and 2-pyrimid-2-ylethyl. Examples of "(heterocyclic group)C₁₋₆-alkoxy" include (heterocyclic group)methoxy, (heterocyclic group)ethoxy and (heterocyclic group)propoxy. Examples of "arylC₁₋₆-alkyl" include benzyl, 2-phenylethyl, 2-phenylpropyl and 3-phenylpropyl. Examples of "aryloxy" include phenoxy and naphthylloxy. Examples of "C₃₋₈-cycloalkyl" include cyclopropyl and cyclohexyl. Examples of "C₃₋₈-cycloalkylC₁₋₆-alkyl" include cyclopropylmethyl and 2-cyclohexylpropyl. Examples of "C₁₋₆-alkoxycarbonylamino" include methoxycarbonylamino and *t*-butoxycarbonylamino.

[0097] Composite terms are used to describe groups comprising more than one functionality such as arylC₁₋₆-alkyl. Such terms are to be interpreted as is understood by a person skilled in the art. For example arylC₁₋₆-alkyl comprises C₁₋₆-alkyl substituted by aryl and such a group includes benzyl, 2-phenylethyl, 2-phenylpropyl and 3-phenylpropyl.

[0098] In another embodiment of this aspect, the invention comprises compounds of the following general formula (4):



the N-oxide forms, the pharmaceutically acceptable addition salts and the stereo-chemically isomeric forms thereof, wherein

Φ is $-\text{NH}_2$ or $-\text{OH}$;

n is 0, 1, 2 or 3, wherein when n is 0 then a direct bond is intended;

t is 0, 1, 2, 3 or 4, wherein when t is 0 then a direct bond is intended;

Q, X, Y, and Z are independently N or CH;

R¹ is H or as defined in paragraph [0046],

R², R³, and R⁴ are as defined in paragraph [0046];

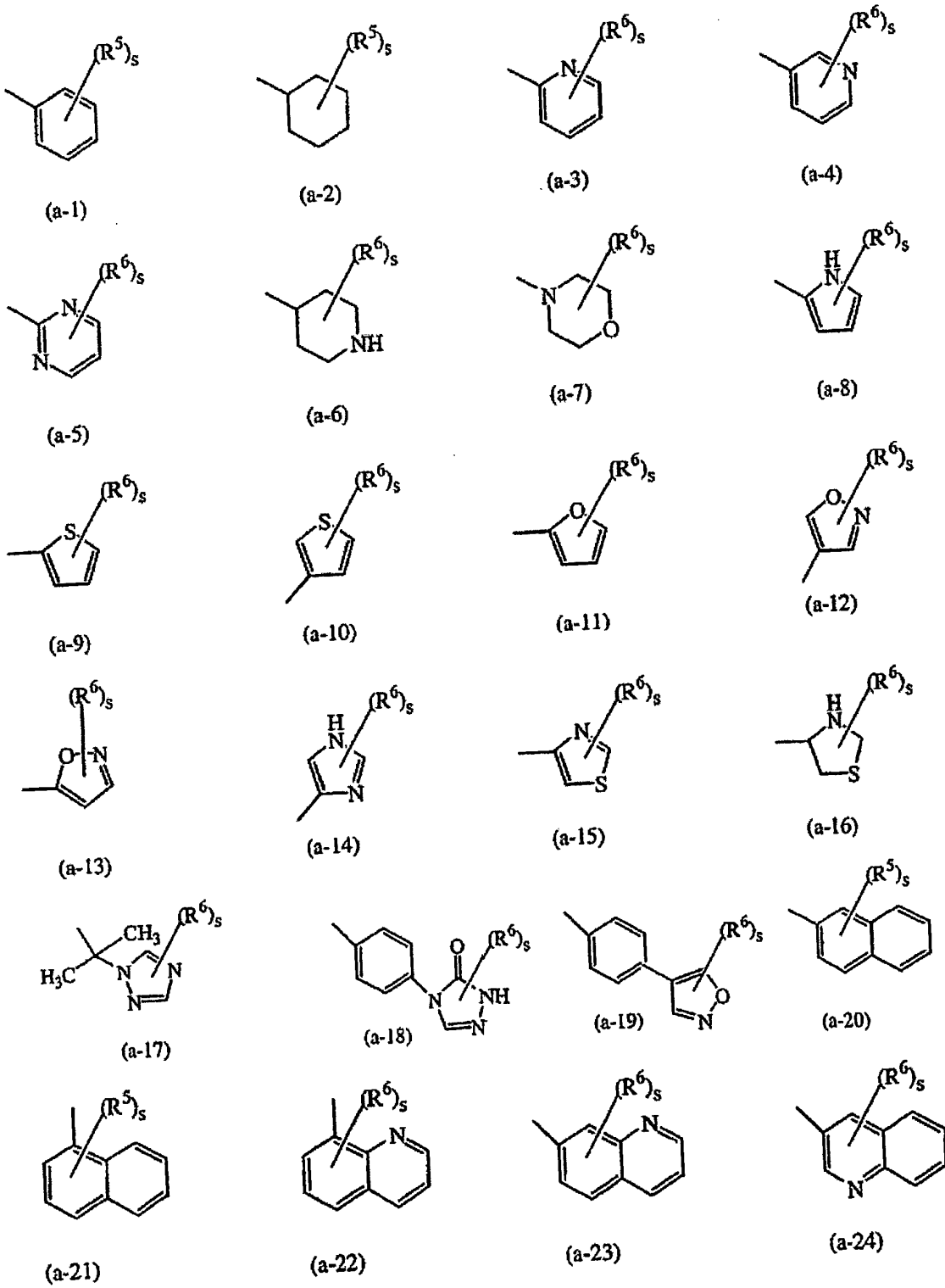
R¹² is hydrogen, halo, hydroxy, amino, nitro, C₁₋₆-alkyl, C₁₋₆-alkyloxy, trifluoromethyl, di(C₁₋₆-alkyl)amino, hydroxyamino and naphthalenylsulfonylpyrazinyl;

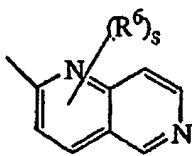
L- is a direct bond or a bivalent radical selected from C₁₋₆-alkanediyl, amino, carbonyl and aminocarbonyl;

each R¹³ is a hydrogen atom, wherein when t is 2, 3, or 4 one of the R¹³ is optionally aryl;

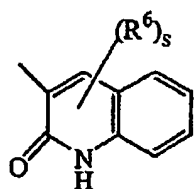
R¹⁴ is hydrogen, hydroxy, amino, hydroxyC₁₋₆-alkyl, C₁₋₆-alkyl, C₁₋₆-alkyloxy, arylC₁₋₆-alkyl, aminocarbonyl, hydroxycarbonyl, aminoC₁₋₆-alkyl, aminocarbonylC₁₋₆-alkyl, hydroxycarbonylC₁₋₆-alkyl, hydroxyaminocarbonyl, C₁₋₆-alkyloxycarbonyl, C₁₋₆-alkylaminoC₁₋₆-alkyl or di(C₁₋₆-alkyl)aminoC₁₋₆-alkyl;

Ring A is selected from

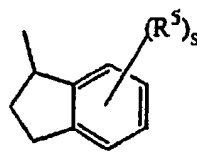




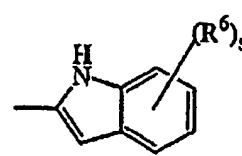
(a-25)



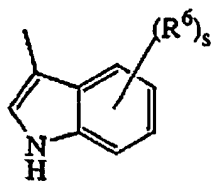
(a-26)



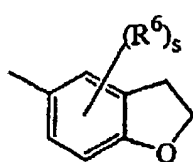
(a-27)



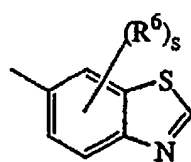
(a-28)



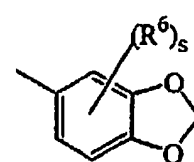
(a-29)



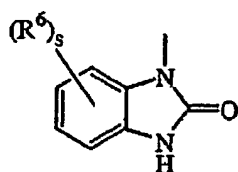
(a-30)



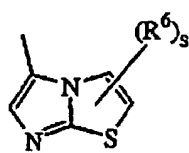
(a-31)



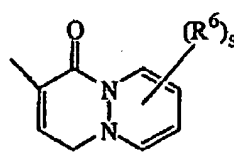
(a-32)



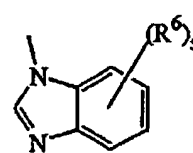
(a-33)



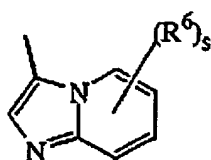
(a-34)



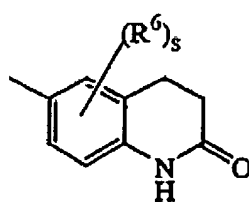
(a-35)



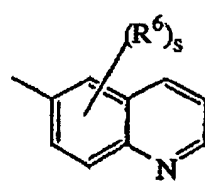
(a-36)



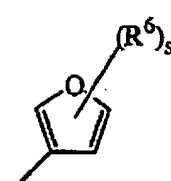
(a-37)



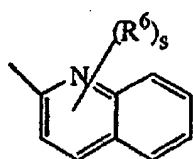
(a-38)



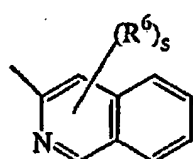
(a-39)



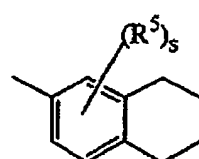
(a-40)



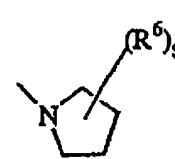
(a-41)



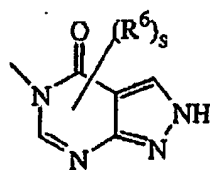
(a-42)



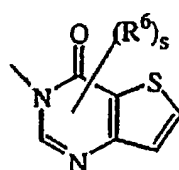
(a-43)



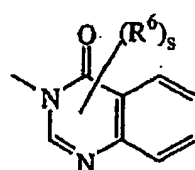
(a-44)



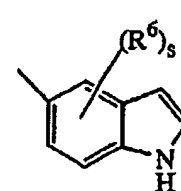
(a-45)



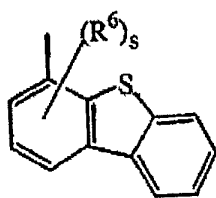
(a-46)



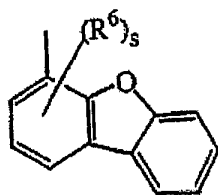
(a-47)



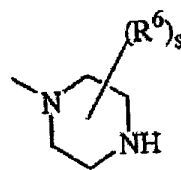
(a-48)



(a-49)



(a-50)



(a-51)

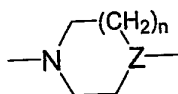
wherein each s is independently 0, 1, 2, 3, 4 or 5;

R^5 and R^6 are independently selected from hydrogen; halo; hydroxy; amino; nitro; trihaloC₁₋₆alkyl; trihaloC₁₋₆alkyloxy; C₁₋₆alkyl; C₁₋₆alkyl substituted with aryl and C₃₋₁₀cycloalkyl; C₁₋₆alkyloxy; C₁₋₆alkyloxyC₁₋₆alkyloxy; C₁₋₆alkylcarbonyl; C₁₋₆alkyloxy carbonyl; C₁₋₆alkylsulfonyl; cyanoC₁₋₆alkyl; hydroxyC₁₋₆alkyl; hydroxyC₁₋₆alkyloxy; hydroxyC₁₋₆alkylamino; aminoC₁₋₆alkyloxy; di(C₁₋₆alkyl)aminocarbonyl; di(hydroxyC₁₋₆alkyl)amino; (aryl)(C₁₋₆alkyl)amino; di(C₁₋₆alkyl)aminoC₁₋₆alkyloxy; di(C₁₋₆alkyl)aminoC₁₋₆alkylamino; di(C₁₋₆alkyl)aminoC₁₋₆alkylaminoC₁₋₆alkyl; arylsulfonyl; arylsulfonylamino; aryloxy; aryloxyC₁₋₆alkyl; arylC₂₋₆alkenediyl; di(C₁₋₆alkyl)amino; di(C₁₋₆alkyl)aminoC₁₋₆alkyl; di(C₁₋₆alkyl)amino(C₁₋₆alkyl)amino; di(C₁₋₆alkyl)amino(C₁₋₆alkyl)aminoC₁₋₆alkyl; di(C₁₋₆alkyl)aminoC₁₋₆alkyl(C₁₋₆alkyl)amino; di(C₁₋₆alkyl)aminoC₁₋₆alkyl(C₁₋₆alkyl)aminoC₁₋₆alkyl; aminosulfonylamino(C₁₋₆alkyl)amino; aminosulfonylamino(C₁₋₆alkyl)aminoC₁₋₆alkyl; di(C₁₋₆alkyl)aminosulfonylamino(C₁₋₆alkyl)amino; di(C₁₋₆alkyl)aminosulfonylamino(C₁₋₆alkyl)aminoC₁₋₆alkyl; cyano; thiophenyl; thiophenyl substituted with di(C₁₋₆alkyl)aminoC₁₋₆alkyl(C₁₋₆alkyl)aminoC₁₋₆alkyl, di(C₁₋₆alkyl)aminoC₁₋₆alkyl, C₁₋₆alkylpiperazinylC₁₋₆alkyl, hydroxyC₁₋₆alkylpiperazinylC₁₋₆alkyl, hydroxyC₁₋₆alkyloxyC₁₋₆alkylpiperazinylC₁₋₆alkyl, di(C₁₋₆alkyl)aminosulfonylpiperazinylC₁₋₆alkyl, C₁₋₆alkyloxypiperidinyl, C₁₋₆alkyloxypiperidinylC₁₋₆alkyl, morpholinylC₁₋₆alkyl, hydroxyC₁₋₆alkyl(C₁₋₆alkyl)aminoC₁₋₆alkyl, or di(hydroxyC₁₋₆alkyl)aminoC₁₋₆alkyl; furanyl; furanyl substituted with hydroxyC₁₋₆alkyl; benzofuranyl; imidazolyl; oxazolyl; oxazolyl substituted with aryl and C₁₋₆alkyl; C₁₋₆alkyltriazolyl; tetrazolyl; pyrrolidinyl; pyrrolyl; piperidinylC₁₋₆alkyloxy; morpholinyl; C₁₋₆alkylmorpholinyl; morpholinylC₁₋₆alkyloxy; morpholinylC₁₋₆alkyl; morpholinylC₁₋₆alkylamino; morpholinylC₁₋₆alkylaminoC₁₋₆alkyl; piperazinyl; C₁₋₆alkylpiperazinyl; C₁₋₆alkylpiperazinylC₁₋₆alkyloxy; piperazinylC₁₋₆alkyl; naphthalenylsulfonylpiperazinyl; naphthalenylsulfonylpiperidinyl; naphthalenylsulfonyl; C₁₋₆alkylpiperazinylC₁₋₆alkyl; C₁₋₆

alkylpiperazinylC₁₋₆alkylamino; C₁₋₆alkylpiperazinylC₁₋₆alkylaminoC₁₋₆alkyl; C₁₋₆alkylpiperazinylsulfonyl; aminosulfonylpiperazinylC₁₋₆alkoxy; aminosulfonylpiperazinyl; aminosulfonylpiperazinylC₁₋₆alkyl; di(C₁₋₆alkyl)aminosulfonylpiperazinyl; di(C₁₋₆alkyl)aminosulfonylpiperazinylC₁₋₆alkyl; hydroxyC₁₋₆alkylpiperazinyl; hydroxyC₁₋₆alkylpiperazinylC₁₋₆alkyl; C₁₋₆alkoxyperidinyl; C₁₋₆alkoxy piperidinylC₁₋₆alkyl; piperidinylaminoC₁₋₆alkylamino; piperidinylaminoC₁₋₆alkylaminoC₁₋₆alkyl; (C₁₋₆alkylpiperidinyl)(hydroxyC₁₋₆alkyl)aminoC₁₋₆alkylamino; (C₁₋₆alkylpiperidinyl)(hydroxyC₁₋₆alkyl)aminoC₁₋₆alkylaminoC₁₋₆alkyl; hydroxyC₁₋₆alkoxyC₁₋₆alkylpiperazinyl; hydroxyC₁₋₆alkoxyC₁₋₆alkylpiperazinylC₁₋₆alkyl; (hydroxyC₁₋₆alkyl)(C₁₋₆alkyl)amino; (hydroxyC₁₋₆alkyl)(C₁₋₆alkyl)aminoC₁₋₆alkyl; hydroxyC₁₋₆alkylaminoC₁₋₆alkyl; di(hydroxyC₁₋₆alkyl)aminoC₁₋₆alkyl; pyrrolidinylC₁₋₆alkyl; pyrrolidinylC₁₋₆alkoxy; pyrazolyl; thiopyrazolyl; pyrazolyl substituted with two substituents selected from C₁₋₆alkyl and trihaloC₁₋₆alkyl; pyridinyl; pyridinyl substituted with C₁₋₆alkoxy, aryloxy or aryl; pyrimidinyl; tetrahydropyrimidinylpiperazinyl; tetrahydropyrimidinylpiperazinylC₁₋₆alkyl; quinolinyl; indolyl; phenyl; phenyl substituted with one, two or three substituents independently selected from halo, amino, nitro, C₁₋₆alkyl, C₁₋₆alkoxy, hydroxyC₁₋₄alkyl, trifluoromethyl, trifluoromethoxy, hydroxyC₁₋₄alkoxy, C₁₋₄alkylsulfonyl, C₁₋₄alkoxyC₁₋₄alkoxy, C₁₋₄alkoxycarbonyl, aminoC₁₋₄alkoxy, di(C₁₋₄alkyl)aminoC₁₋₄alkoxy, di(C₁₋₄alkyl)amino, di(C₁₋₄alkyl)aminocarbonyl, di(C₁₋₄alkyl)aminoC₁₋₄alkyl, di(C₁₋₄alkyl)aminoC₁₋₄alkylaminoC₁₋₄alkyl, di(C₁₋₄alkyl)amino(C₁₋₄alkyl)amino, di(C₁₋₄alkyl)amino(C₁₋₄alkyl)aminoC₁₋₄alkyl, di(C₁₋₄alkyl)aminoC₁₋₄alkyl(C₁₋₄alkyl)amino, di(C₁₋₄alkyl)aminoC₁₋₄alkyl(C₁₋₄alkyl)aminoC₁₋₄alkyl, aminosulfonylamino(C₁₋₄alkyl)amino, aminosulfonylamino(C₁₋₄alkyl)aminoC₁₋₄alkyl, di(C₁₋₄alkyl)aminosulfonylamino(C₁₋₄alkyl)amino, di(C₁₋₄alkyl)aminosulfonylamino(C₁₋₄alkyl)aminoC₁₋₄alkyl, cyano, piperidinylC₁₋₄alkoxy, pyrrolidinylC₁₋₄alkoxy, aminosulfonylpiperazinyl, aminosulfonylpiperazinylC₁₋₄alkyl, di(C₁₋₄alkyl)aminosulfonylpiperazinyl, di(C₁₋₄alkyl)aminosulfonylpiperazinylC₁₋₄alkyl, hydroxyC₁₋₄alkylpiperazinyl, hydroxyC₁₋₄alkylpiperazinylC₁₋₄alkyl, C₁₋₄alkoxy piperidinyl, C₁₋₄alkoxy piperidinylC₁₋₄alkyl, hydroxyC₁₋₄alkoxyC₁₋₄alkylpiperazinyl, hydroxyC₁₋₄alkoxyC₁₋₄alkylpiperazinylC₁₋₄alkyl, (hydroxyC₁₋₄alkyl)(C₁₋₄alkyl)amino, (hydroxyC₁₋₄alkyl)(C₁₋₄alkyl)aminoC₁₋₄alkyl, di(hydroxyC₁₋₄alkyl)amino, di(hydroxyC₁₋₄alkyl)aminoC₁₋₄alkyl, furanyl, furanyl substituted with -CH=CH-CH=CH-, pyrrolidinylC₁₋₄alkyl, pyrrolidinylC₁₋₄

4-alkyloxy, morpholinyl, morpholinylC₁₋₄-alkyloxy, morpholinylC₁₋₄-alkyl, morpholinylC₁₋₄-alkylamino, morpholinylC₁₋₄-alkylaminoC₁₋₄-alkyl, piperazinyl, C₁₋₄-alkylpiperazinyl, C₁₋₄-alkylpiperazinylC₁₋₄-alkyloxy, piperazinylC₁₋₄-alkyl, C₁₋₄-alkylpiperazinylC₁₋₄-alkyl, C₁₋₄-alkylpiperazinylC₁₋₄-alkylamino, C₁₋₄-alkylpiperazinylC₁₋₄-alkylaminoC₁₋₆-alkyl, tetrahydropyrimidinylpiperazinyl, tetrahydropyrimidinylpiperazinylC₁₋₄-alkyl, piperidinylaminoC₁₋₄-alkylamino, piperidinylaminoC₁₋₄-alkylaminoC₁₋₄-alkyl, (C₁₋₄-alkylpiperidinyl)(hydroxyC₁₋₄-alkyl)aminoC₁₋₄-alkylamino, (C₁₋₄-alkylpiperidinyl)(hydroxyC₁₋₄-alkyl)aminoC₁₋₄-alkylaminoC₁₋₄-alkyl, pyridinylC₁₋₄-alkyloxy, hydroxyC₁₋₄-alkylamino, hydroxyC₁₋₄-alkylaminoC₁₋₄-alkyl, di(C₁₋₄-alkyl)aminoC₁₋₄-alkylamino, aminothiadiazolyl, aminosulfonylpiperazinylC₁₋₄-alkyloxy, and thiophenylC₁₋₄-alkylamino;

the central moiety



is optionally bridged (i.e., forming a bicyclic moiety) with a methylene, ethylene or propylene bridge;

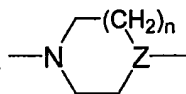
each R⁵ and R⁶ can be placed on the nitrogen in replacement of the hydrogen;

aryl in the above is phenyl, or phenyl substituted with one or more substituents each independently selected from halo, C₁₋₆-alkyl, C₁₋₆-alkyloxy, trifluoromethyl, cyano, and hydroxycarbonyl.

[0099] In one embodiment of the compound according to paragraph [0098], one or more of the following apply:

- a) n is 1 or 2;
- b) t is 0, 1 or 2;
- c) Z is nitrogen;
- d) R¹² is hydrogen, nitro, C₁₋₆-alkyloxy, trifluoromethyl, di(C₁₋₆-alkyl) amino, hydroxyamino or naphthalenylsulfonylpiperazinyl;
- e) -L- is a direct bond or a bivalent radical selected from C₁₋₆-alkanediyl, carbonyl and aminocarbonyl;
- f) each R¹³ is hydrogen;
- g) R¹⁴ is hydrogen, hydroxyC₁₋₆-alkyl, aminocarbonyl, hydroxyaminocarbonyl or di(C₁₋₆-alkyl) aminoC₁₋₆-alkyl;

- h) the A ring is a radical selected from (a-1), (a-7), (a-9), (a-10), (a-12), (a-14), (a-19), (a-20), (a-21), (a-22), (a-23), (a-30), (a-34), (a-49) and (a-50);
- i) each s is independently 0, 1, 2 or 5;
- j) each R⁵ and R⁶ are independently selected from hydrogen; halo; nitro; trihaloC₁₋₆alkyl; trihaloC₁₋₆alkyloxy; C₁₋₆alkyl; C₁₋₆alkyloxy; C₁₋₆alkylsulfonyl; (aryl)(C₁₋₆alkyl)amino; arylsulfonyl; aryloxy; arylC₂₋₆alkenediyl; di(C₁₋₆alkyl)amino; thiophenyl; thiophenyl substituted with di(C₁₋₆alkyl)aminoC₁₋₆alkyl(C₁₋₆alkyl)aminoC₁₋₆alkyl, di(C₁₋₆alkyl)aminoC₁₋₆alkyl, C₁₋₆alkylpiperazinylC₁₋₆alkyl, hydroxyC₁₋₆alkylpiperazinylC₁₋₆alkyl, hydroxyC₁₋₆alkyloxyC₁₋₆alkylpiperazinylC₁₋₆alkyl, di(C₁₋₆alkyl)aminosulfonylpiperazinylC₁₋₆alkyl, C₁₋₆alkyloxypiperidinylC₁₋₆alkyl, morpholinylC₁₋₆alkyl, hydroxyC₁₋₆alkyl(C₁₋₆alkyl)aminoC₁₋₆alkyl, or di(hydroxyC₁₋₆alkyl)aminoC₁₋₆alkyl; furanyl; oxazolyl; pyrrolyl; pyrazolyl; pyridinyl; pyridinyl substituted with C₁₋₆alkyloxy; quinolinyl; indolyl; phenyl; and phenyl substituted with one, two or three substituents independently selected from halo, amino, C₁₋₆alkyl, C₁₋₆alkyloxy, hydroxyC₁₋₄alkyl, trifluoromethyl, trifluoromethyloxy, di(C₁₋₄alkyl)aminoC₁₋₄alkyloxy, di(C₁₋₄alkyl)amino, di(C₁₋₄alkyl)aminoC₁₋₄alkyl, di(C₁₋₄alkyl)aminoC₁₋₄alkyl(C₁₋₄alkyl)amino, di(C₁₋₄alkyl)aminoC₁₋₄alkyl(C₁₋₄alkyl)aminoC₁₋₄alkyl, hydroxyC₁₋₄alkylpiperazinylC₁₋₄alkyl, hydroxyC₁₋₄alkyloxyC₁₋₄alkylpiperazinylC₁₋₄alkyl, di(hydroxyC₁₋₄alkyl)aminoC₁₋₄alkyl, pyrrolidinylC₁₋₄alkyl, pyrrolidinylC₁₋₄alkyloxy, morpholinylC₁₋₄alkyloxy, morpholinylC₁₋₄alkyl, and C₁₋₄alkylpiperazinylC₁₋₄alkyl, and
- k) the central moiety

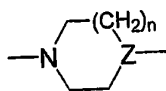


is optionally bridged (*i.e.*, forming a bicyclic moiety) with a methylene bridge.

[0100] In another embodiment of the compound according to paragraph [0098], one or more of the following apply:

- l) n is 1 or 2;
- m) t is 0 or 2;
- n) Z is nitrogen;
- o) R¹² is hydrogen;
- p) -L- is a direct bond;
- q) each R¹³ is hydrogen;

- r) R¹⁴ is hydrogen;
- s) the A ring is a radical selected from (a-1), (a-9), (a-19), (a-20), (a-21), (a-22), (a-23), (a-49) and (a-50);
- t) each s is independently 0, 1, 2 or 5;
- u) each R⁵ and R⁶ is independently selected from hydrogen; halo; trihaloC₁₋₆-alkyl; trihaloC₁₋₆-alkyloxy; C₁₋₆-alkyl; C₁₋₆-alkyloxy; arylC₂₋₆-alkenediyl; di(C₁₋₆-alkyl)amino; thiophenyl; thiophenyl substituted with di(C₁₋₆-alkyl)aminoC₁₋₆-alkyl(C₁₋₆-alkyl)aminoC₁₋₆-alkyl, di(C₁₋₆-alkyl)aminoC₁₋₆-alkyl, C₁₋₆-alkylpiperazinylC₁₋₆-alkyl, hydroxyC₁₋₆-alkylpiperazinylC₁₋₆-alkyl, hydroxyC₁₋₆-alkyloxyC₁₋₆-alkylpiperazinylC₁₋₆-alkyl, C₁₋₆-alkyloxypiperidinylC₁₋₆-alkyl, morpholinylC₁₋₆-alkyl, hydroxyC₁₋₆-alkyl(C₁₋₆-alkyl)aminoC₁₋₆-alkyl, or di(hydroxyC₁₋₆-alkyl)aminoC₁₋₆-alkyl; furanyl; oxazolyl; pyrazolyl; pyridinyl; pyridinyl substituted with C₁₋₆-alkyloxy; quinolinyl; indolyl; phenyl; and phenyl substituted with one, two or three substituents independently selected from halo, amino, C₁₋₆-alkyl, C₁₋₆-alkyloxy, hydroxyC₁₋₄-alkyl, trifluoromethyl, trifluoromethoxy, di(C₁₋₄-alkyl)aminoC₁₋₄-alkyloxy, di(C₁₋₄-alkyl)amino, di(C₁₋₄-alkyl)aminoC₁₋₄-alkyl, di(C₁₋₄-alkyl)aminoC₁₋₄-alkyl(C₁₋₄-alkyl)aminoC₁₋₄-alkyl, hydroxyC₁₋₄-alkylpiperazinylC₁₋₄-alkyl, hydroxyC₁₋₄-alkyloxyC₁₋₄-alkylpiperazinylC₁₋₄-alkyl, di(hydroxyC₁₋₄-alkyl)aminoC₁₋₄-alkyl, pyrrolidinylC₁₋₄-alkyl pyrrolidinylC₁₋₄-alkyloxy, morpholinylC₁₋₄-alkyloxy, morpholinylC₁₋₄-alkyl, C_{1and-4}-alkylpiperazinylC₁₋₄-alkyl, and
- v) the central moiety



is optionally bridged (*i.e.*, forming a bicyclic moiety) with a methylene bridge.

[0101] In another embodiment of the compound according to paragraph [0098], one or more of the following apply:

- w) n is 1;
- x) t is 0;
- y) Z is nitrogen;
- z) R¹² is hydrogen;
- aa) -L- is a direct bond;
- bb) each R¹³ is hydrogen;
- cc) R¹⁴ is hydrogen;

- dd) the A ring is a radical selected from (a-1) and (a-20);
- ee) each s is independently 0 or 1;
- ff) each R⁵ and R⁶ is independently selected from hydrogen; thiophenyl; thiophenyl substituted with di(C₁₋₆-alkyl)aminoC₁₋₆-alkyl or C₁₋₆-alkylpiperazinylC₁₋₆-alkyl; furanyl; phenyl; and phenyl substituted with one substituents independently selected from di(C₁₋₄-alkyl)aminoC₁₋₄-alkyloxy, di(C₁₋₄-alkyl)amino, di(C₁₋₄-alkyl)aminoC₁₋₄-alkyl, di(C₁₋₄-alkyl)aminoC₁₋₄-alkyl(C₁₋₄-alkyl)aminoC₁₋₄-alkyl, pyrrolidinylC₁₋₄-alkyl, pyrrolidinylC₁₋₄-alkyloxy and C₁₋₄-alkylpiperazinylC₁₋₄-alkyl.

[0102] In another embodiment of the compound according to paragraph [0098], L is a direct bond and/or R¹² is H.

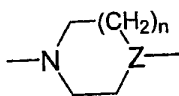
[0103] In another embodiment of the compound according to paragraph [0098], one or more of the following apply:

- a) t is 0;
- b) R¹² is hydrogen, halo, hydroxy, amino, nitro, C₁₋₆-alkyl, C₁₋₆-alkyloxy, trifluoromethyl or di(C₁₋₆-alkyl)amino;
- c) -L- is a direct bond or a bivalent radical selected from C₁₋₆-alkanediyl, amino, and carbonyl;
- d) R¹⁴ is hydrogen, hydroxy, amino, hydroxyC₁₋₆-alkyl, C₁₋₆-alkyl, C₁₋₆-alkyloxy, arylC₁₋₆-alkyl, aminocarbonyl, aminoC₁₋₆-alkyl, C₁₋₆-alkylaminoC₁₋₆-alkyl or di(C₁₋₆-alkyl)aminoC₁₋₆-alkyl;
- e) the A ring is a radical selected from (a-1), (a-3), (a-4), (a-5), (a-6), (a-7), (a-8), (a-9), (a-10), (a-11), (a-12), (a-13), (a-14), (a-15), (a-16), (a-17), (a-18), (a-19), (a-20), (a-21), (a-22), (a-23), (a-24), (a-25), (a-26), (a-28), (a-29), (a-30), (a-31), (a-32), (a-33), (a-34), (a-35), (a-36), (a-37), (a-38), (a-39), (a-40), (a-41), (a-42), (a-44), (a-45), (a-46), (a-47), (a-48) and (a-51);
- f) each s is independently 0, 1, 2, 3 or 4;
- g) R⁵ is hydrogen; halo; hydroxy; amino; nitro; trihaloC₁₋₆-alkyl; trihaloC₁₋₆-alkyloxy; C₁₋₆-alkyl; C₁₋₆-alkyloxy; C₁₋₆-alkylcarbonyl; C₁₋₆-alkyloxycarbonyl; C₁₋₆-alkylsulfonyl; hydroxyC₁₋₆-alkyl; aryloxy; di(C₁₋₆-alkyl)amino; cyano; thiophenyl; furanyl; furanyl substituted with hydroxyC₁₋₆-alkyl; benzofuranyl; imidazolyl; oxazolyl; oxazolyl substituted with aryl and C₁₋₆-alkyl; C₁₋₆-alkyltriazolyl; tetrazolyl; pyrrolidinyl; pyrrolyl; morpholinyl; C₁₋₆-alkylmorpholinyl; piperazinyl; C₁₋₆-alkylpiperazinyl; hydroxyC₁₋₆-alkylpiperazinyl; C₁₋₆-alkyloxypiperidinyl; pyrazolyl; pyrazolyl substituted with one or two substituents

selected from C₁₋₆-alkyl and trihaloC₁₋₆-alkyl; pyridinyl; pyridinyl substituted with C₁₋₆-alkyloxy, aryloxy or aryl; pyrimidinyl; quinolinyl; indole; phenyl; or phenyl substituted with one or two substituents independently selected from halo, C₁₋₆-alkyl, C₁₋₆-alkyloxy, or trifluoromethyl;

- h) R⁶ is hydrogen; halo; hydroxy; amino; nitro; trihaloC₁₋₆-alkyl; trihaloC₁₋₆-alkyloxy; C₁₋₆-alkyl; C₁₋₆-alkyloxy; C₁₋₆-alkylcarbonyl; C₁₋₆-alkyloxycarbonyl; C₁₋₆-alkylsulfonyl; hydroxyC₁₋₆-alkyl; aryloxy; di(C₁₋₆-alkyl)amino; cyano; pyridinyl; phenyl; or phenyl substituted with one or two substituents independently selected from halo, C₁₋₆-alkyl, C₁₋₆-alkyloxy, and trifluoromethyl, and

- i) the central moiety



is optionally bridged (i.e., forming a bicyclic moiety) with an ethylene bridge.

[0104] In another embodiment of the compound according to paragraph [0098], one or more of the following apply:

- a) R¹² is hydrogen, halo, hydroxy, amino, nitro, C₁₋₆-alkyl, C₁₋₆-alkyloxy, trifluoromethyl, hydroxyamino or naphthalenylsulfonylpyrazinyl;
- b) R¹⁴ is hydrogen, hydroxy, amino, hydroxyC₁₋₆-alkyl, C₁₋₆-alkyloxy, arylC₁₋₆-alkyl, aminocarbonyl, hydroxycarbonyl, aminoC₁₋₆-alkyl, aminocarbonylC₁₋₆-alkyl, hydroxycarbonylC₁₋₆-alkyl, hydroxyaminocarbonyl, C₁₋₆-alkyloxycarbonyl, C₁₋₆-alkylaminoC₁₋₆-alkyl or di(C₁₋₆-alkyl)aminoC₁₋₆-alkyl;
- c) the A ring is a radical selected from (a-1), (a-2), (a-3), (a-4), (a-5), (a-6), (a-7), (a-8), (a-9), (a-10), (a-11), (a-12), (a-13), (a-14), (a-15), (a-16), (a-17), (a-18), (a-19), (a-20), (a-21), (a-22), (a-23), (a-24), (a-25), (a-26), (a-27), (a-28), (a-29), (a-30), (a-31), (a-32), (a-33), (a-34), (a-35), (a-36), (a-37), (a-38), (a-39), (a-40), (a-41), (a-42), (a-43) and (a-44);
- d) each R⁵ and R⁶ are independently selected from hydrogen; halo; hydroxy; amino; nitro; trihaloC₁₋₆-alkyl; trihaloC₁₋₆-alkyloxy; C₁₋₆-alkyl; C₁₋₆-alkyloxy; C₁₋₆-alkyloxyC₁₋₆-alkyloxy; C₁₋₆-alkylcarbonyl; C₁₋₆-alkylsulfonyl; cyanoC₁₋₆-alkyl; hydroxyC₁₋₆-alkyl; hydroxyC₁₋₆-alkyloxy; hydroxyC₁₋₆-alkylamino; aminoC₁₋₆-alkyloxy; di(C₁₋₆-alkyl)aminocarbonyl; di(hydroxyC₁₋₆-alkyl)amino; di(C₁₋₆-alkyl)aminoC₁₋₆-alkyloxy; di(C₁₋₆-alkyl)aminoC₁₋₆-alkylamino; arylsulfonyl; arylsulfonylamino; aryloxy; arylC₂₋₆-alkenediyl; di(C₁₋₆-

alkyl)amino; cyano; thiophenyl; thiophenyl substituted with di(C₁₋₆-alkyl)aminoC₁₋₆-alkyl(C₁₋₆-alkyl)aminoC₁₋₆-alkyl, di(C₁₋₆-alkyl)aminoC₁₋₆-alkyl, C₁₋₆-alkylpiperaziny(C₁₋₆-alkyl or di(hydroxyC₁₋₆-alkyl)aminoC₁₋₆-alkyl; furanyl; imidazolyl; C₁₋₆-alkyltriazolyl; tetrazolyl; piperidinylC₁₋₆-alkyloxy; morpholinyl; C₁₋₆-alkylmorpholinyl; morpholinylC₁₋₆-alkyloxy; morpholinylC₁₋₆-alkyl; C₁₋₆-alkylpiperaziny(C₁₋₆-alkyloxy; C₁₋₆-alkylpiperaziny(C₁₋₆-alkyl; C₁₋₆-alkylpiperaziny(sulfonyl; aminosulfonyl)C₁₋₆-alkyloxy; aminosulfonyl)C₁₋₆-alkyl; di(C₁₋₆-alkyl)aminosulfonyl)C₁₋₆-alkyl; di(C₁₋₆-alkyl)aminosulfonyl)C₁₋₆-alkyl; di(C₁₋₆-alkyl)aminosulfonyl)C₁₋₆-alkyl; di(C₁₋₆-alkyl)aminosulfonyl)C₁₋₆-alkyl; hydroxyC₁₋₆-alkyl)C₁₋₆-alkyl; hydroxyC₁₋₆-alkyl)C₁₋₆-alkyl; C₁₋₆-alkyloxypiperidinyl; C₁₋₆-alkyloxypiperidinylC₁₋₆-alkyl; hydroxyC₁₋₆-alkyloxyC₁₋₆-alkylpiperaziny; hydroxyC₁₋₆-alkyloxyC₁₋₆-alkylpiperaziny(C₁₋₆-alkyl; (hydroxyC₁₋₆-alkyl)(C₁₋₆-alkyl)amino; (hydroxyC₁₋₆-alkyl)(C₁₋₆-alkyl)aminoC₁₋₆-alkyl; pyrrolidinylC₁₋₆-alkyloxy; pyrazolyl; thiopyrazolyl; pyrazolyl substituted with two substituents selected from C₁₋₆-alkyl or trihaloC₁₋₆-alkyl; pyridinyl; pyridinyl substituted with C₁₋₆-alkyloxy or aryl; pyrimidinyl; quinolinyl; phenyl; and phenyl substituted with one, two or three substituents independently selected from halo, amino, C₁₋₆-alkyl, C₁₋₆-alkyloxy, hydroxyC₁₋₄-alkyl, trifluoromethyl, trifluoromethyloxy, hydroxyC₁₋₄-alkoxy, C₁₋₄-alkyloxyC₁₋₄-alkoxy, aminoC₁₋₄-alkyloxy, di(C₁₋₄-alkyl)aminoC₁₋₄-alkyloxy, di(C₁₋₄-alkyl)amino, piperidinylC₁₋₄-alkyloxy, pyrrolidinylC₁₋₄-alkyloxy, aminosulfonyl)C₁₋₄-alkyl, aminosulfonyl)C₁₋₄-alkyl, di(C₁₋₄-alkyl)aminosulfonyl)C₁₋₄-alkyl, di(C₁₋₄-alkyl)aminosulfonyl)C₁₋₄-alkyl, di(C₁₋₄-alkyl)aminosulfonyl)C₁₋₄-alkyl, hydroxyC₁₋₄-alkyl)C₁₋₄-alkyl, hydroxyC₁₋₄-alkyl)C₁₋₄-alkyl, C₁₋₄-alkyloxypiperidinyl, C₁₋₄-alkoxy)C₁₋₄-alkyl, hydroxyC₁₋₄-alkyloxyC₁₋₄-alkyl)C₁₋₄-alkyl, hydroxyC₁₋₄-alkoxyC₁₋₄-alkyl)C₁₋₄-alkyl, hydroxyC₁₋₄-alkyl)(C₁₋₄-alkyl)amino, (hydroxyC₁₋₄-alkyl)(C₁₋₄-alkyl)aminoC₁₋₄-alkyl, pyrrolidinylC₁₋₄-alkoxy, morpholinylC₁₋₄-alkyloxy, morpholinylC₁₋₄-alkyl, C₁₋₄-alkyl)C₁₋₄-alkoxy, C₁₋₄-alkyl)C₁₋₄-alkyl, hydroxyC₁₋₄-alkyl)C₁₋₄-alkyl, di(hydroxyC₁₋₄-alkyl)amino, di(C₁₋₄-alkyl)aminoC₁₋₄-alkyl)amino, aminothiadiazolyl, aminosulfonyl)C₁₋₄-alkyloxy, and thiophenylC₁₋₄-alkyl)amino.

- [0105]** In another embodiment of the compound according to paragraph [0098], R¹² is hydrogen, halo, hydroxy, amino, nitro, C₁₋₆-alkyl, C₁₋₆-alkoxy, trifluoromethyl, hydroxyamino or naphthalenylsulfonyl)C₁₋₄-alkyl;

R¹⁴ is hydrogen, hydroxy, amino, hydroxyC₁₋₆alkyl, C₁₋₆alkyloxy, arylC₁₋₆alkyl, aminocarbonyl, hydroxycarbonyl, aminoC₁₋₆alkyl, aminocarbonylC₁₋₆alkyl, hydroxycarbonylC₁₋₆alkyl, hydroxyaminocarbonyl, C₁₋₆alkyloxycarbonyl, C₁₋₆alkylaminoC₁₋₆alkyl or di(C₁₋₆alkyl)aminoC₁₋₆alkyl;

the A ring is a radical selected from (a-1), (a-2), (a-3), (a-4), (a-5), (a-6), (a-7), (a-8), (a-9), (a-10), (a-11), (a-12), (a-13), (a-14), (a-15), (a-16), (a-17), (a-18), (a-19), (a-20), (a-21), (a-22), (a-23), (a-24), (a-25), (a-26), (a-27), (a-28), (a-29), (a-30), (a-31), (a-32), (a-33), (a-34), (a-35), (a-36), (a-37), (a-38), (a-39), (a-40), (a-41), (a-42)(a-43) and (a-44); and

each R⁵ and R⁶ is independently selected from hydrogen; halo; hydroxy; amino; nitro; trihaloC₁₋₆alkyl; trihaloC₁₋₆alkyloxy; C₁₋₆alkyl; C₁₋₆alkoxy; C₁₋₆alkyloxyC₁₋₆alkoxy; C₁₋₆alkylcarbonyl; C₁₋₆alkylsulfonyl; cyanoC₁₋₆alkyl; hydroxyC₁₋₆alkyl; hydroxyC₁₋₆alkyloxy; hydroxyC₁₋₆alkylamino; aminoC₁₋₆alkyloxy; di(C₁₋₆alkyl)aminocarbonyl; di(hydroxyC₁₋₆alkyl)amino; di(C₁₋₆alkyl)aminoC₁₋₆alkyloxy; di(C₁₋₆alkyl)aminoC₁₋₆alkylamino; arylsulfonyl; arylsulfonylamino; aryloxy; arylC₂₋₆alkenediyl; di(C₁₋₆alkyl)amino; cyano; thiophenyl; thiophenyl substituted with di(C₁₋₆alkyl)aminoC₁₋₆alkyl(C₁₋₆alkyl)aminoC₁₋₆alkyl, di(C₁₋₆alkyl)aminoC₁₋₆alkyl, C₁₋₆alkylpiperazinylC₁₋₆alkyl or di(hydroxyC₁₋₆alkyl)aminoC₁₋₆alkyl; furanyl; imidazolyl; C₁₋₆alkyltriazolyl; tetrazolyl; piperidinylC₁₋₆alkyloxy; morpholinyl; C₁₋₆alkylmorpholinyl; morpholinylC₁₋₆alkyloxy; morpholinylC₁₋₆alkyl; C₁₋₆alkylpiperazinylC₁₋₆alkyloxy; C₁₋₆alkylpiperazinylC₁₋₆alkyl; C₁₋₆alkylpiperazinylsulfonyl; aminosulfonylpiperazinylC₁₋₆alkyloxy; aminosulfonylpiperazinyl; aminosulfonylpiperazinylC₁₋₆alkyl; di(C₁₋₆alkyl)aminosulfonylpiperazinyl; di(C₁₋₆alkyl)aminosulfonylpiperazinylC₁₋₆alkyl; hydroxyC₁₋₆alkylpiperazinyl; hydroxyC₁₋₆alkylpiperazinylC₁₋₆alkyl; C₁₋₆alkoxypiperidinyl; C₁₋₆alkyloxypiperidinylC₁₋₆alkyl; hydroxyC₁₋₆alkoxyC₁₋₆alkylpiperazinyl; hydroxyC₁₋₆alkyloxyC₁₋₆alkylpiperazinylC₁₋₆alkyl; (hydroxyC₁₋₆alkyl)(C₁₋₆alkyl)amino; (hydroxyC₁₋₆alkyl)(C₁₋₆alkyl)aminoC₁₋₆alkyl; pyrrolidinylC₁₋₆alkoxy; pyrazolyl; thiopyrazolyl; pyrazolyl substituted with two substituents selected from C₁₋₆alkyl and trihaloC₁₋₆alkyl; pyridinyl; pyridinyl substituted with C₁₋₆alkoxy or aryl; pyrimidinyl; quinolinyl; phenyl; and phenyl substituted with one, two or three substituents independently selected from halo, amino, C₁₋₆alkyl, C₁₋₆alkoxy, hydroxyC₁₋₆alkyl, trifluoromethyl, trifluoromethoxy, hydroxy(C₁₋₆alkoxyC₁₋₆alkyloxy, aminoC₁₋₄alkyloxy, di(C₁₋₄alkyl)aminoC₁₋₄alkoxy, di(C₁₋₄alkyl)amino, piperidinylC₁₋₄alkoxy, pyrrolidinylC₁₋₄

alkoxy, aminosulfonylpiperazinyl, aminosulfonylpiperazinylC₁₋₄-alkyl, di(C₁₋₄-alkyl)aminosulfonylpiperazinyl, di(C₁₋₄-alkyl)aminosulfonylpiperazinylC₁₋₄-alkyl, hydroxyC₁₋₄-alkylpiperazinyl, hydroxyC₁₋₄-alkylpiperazinylC₁₋₄-alkyl, C₁₋₄-alkyloxypiperidinyl, C₁₋₄-alkyloxypiperidinylC₁₋₄-alkyl, hydroxyC₁₋₄-alkoxyC₁₋₄-alkylpiperazinyl, hydroxyC₁₋₄-alkoxyC₁₋₄-alkylpiperazinylC₁₋₄-alkyl, (hydroxyC₁₋₄-alkyl)(C₁₋₄-alkyl)amino, (hydroxyC₁₋₄-alkyl)(C₁₋₄-alkyl)aminoC₁₋₄-alkyl, pyrrolidinylC₁₋₄-alkoxy, morpholinylC₁₋₄-alkoxy, morpholinylC₁₋₄-alkyl, C₁₋₄-alkylpiperazinylC₁₋₄-alkoxy, C₁₋₄-alkylpiperazinylC₁₋₄-alkyl, hydroxyC₁₋₄-alkylamino, di(hydroxyC₁₋₄-alkyl)amino, di(C₁₋₄-alkyl)aminoC₁₋₄-alkylamino, aminothiadiazolyl, aminosulfonylpiperazinylC₁₋₄-alkoxy, and thiophenylC₁₋₄-alkylamino.

[0106] In another embodiment of the compound according to paragraph [0098],

t is 0;

R¹² is hydrogen, halo, hydroxy, amino, nitro, C₁₋₆-alkyl, C₁₋₆-alkoxy, trifluoromethyl or di(C₁₋₆-alkyl)amino;

-L- is a direct bond or a bivalent radical selected from C₁₋₆-alkanediyl, amino and carbonyl;

R¹⁴ is hydrogen, hydroxy, amino, hydroxyC₁₋₆-alkyl, C₁₋₆-alkyl, C₁₋₆-alkoxy, arylC₁₋₆-alkyl, aminocarbonyl, aminoC₁₋₆-alkyl, C₁₋₆-alkylaminoC₁₋₆-alkyl or di(C₁₋₆-alkyl)aminoC₁₋₆-alkyl;

the A ring is a radical selected from (a-1), (a-3), (a-4), (a-5), (a-6), (a-7), (a-8), (a-9), (a-10), (a-11), (a-12), (a-13), (a-14), (a-15), (a-16), (a-17), (a-18), (a-19), (a-20), (a-21), (a-22), (a-23), (a-24), (a-25), (a-26), (a-28), (a-29), (a-30), (a-31), (a-32), (a-33), (a-34), (a-35), (a-36), (a-37), (a-38), (a-39), (a-40), (a-41), (a-42), (a-44), (a-45), (a-46), (a-47), (a-48) and (a-51);

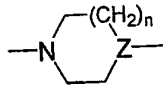
each s is independently 0, 1, 2, 3 or 4;

R⁵ is hydrogen; halo; hydroxy; amino; nitro; trihaloC₁₋₆-alkyl; trihaloC₁₋₆-alkoxy; C₁₋₆-alkyl; C₁₋₆-alkoxy; C₁₋₆-alkylcarbonyl; C₁₋₆-alkyloxycarbonyl; C₁₋₆-alkylsulfonyl; hydroxyC₁₋₆-alkyl; aryloxy; di(C₁₋₆-alkyl)amino; cyano; thiophenyl; furanyl; furanyl substituted with hydroxyC₁₋₆-alkyl; benzofuranyl; imidazolyl; oxazolyl; oxazolyl substituted with aryl and C₁₋₆-alkyl; C₁₋₆-alkyltriazolyl; tetrazolyl; pyrrolidinyl; pyrrolyl; morpholinyl; C₁₋₆-alkylmorpholinyl; piperazinyl; C₁₋₆-alkylpiperazinyl; hydroxyC₁₋₆-alkylpiperazinyl; C₁₋₆-alkyloxypiperidinyl; pyrazolyl; pyrazolyl substituted with one or two substituents selected from C₁₋₆-alkyl and trihaloC₁₋₆-alkyl; pyridinyl; pyridinyl substituted with C₁₋₆-alkoxy, aryloxy or aryl; pyrimidinyl; quinolinyl; indole; phenyl; and phenyl substituted with one or two substituents independently selected from halo, C₁₋₆-alkyl, C₁₋₆-alkoxy and trifluoromethyl;

WO 2005/030705

R⁶ is hydrogen; halo; hydroxy; amino; nitro; trihaloC₁₋₆-alkyl; trihaloC₁₋₆-alkyloxy; C₁₋₆-alkyl; C₁₋₆-alkyloxy; C₁₋₆-alkylcarbonyl; C₁₋₆-alkyloxycarbonyl; C₁₋₆-alkylsulfonyl; hydroxyC₁₋₆-alkyl; aryloxy; di(C₁₋₆-alkyl)amino; cyano; pyridinyl; phenyl; or phenyl substituted with one or two substituents independently selected from halo, C₁₋₆-alkyl, C₁₋₆-alkyloxy and trifluoromethyl; and

the central moiety



is optionally bridged (*i.e.*, forming a bicyclic moiety) with an ethylene bridge.

[0107] In another embodiment of the compound according to paragraph [0098],

n is 1 or 2;

t is 0, 1 or 2;

Z is nitrogen;

R¹² is hydrogen, nitro, C₁₋₆-alkyloxy, trifluoromethyl, di(C₁₋₆-alkyl)amino, hydroxyamino or naphthalenylsulfonylpyrazinyl;

-L- is a direct bond or a bivalent radical selected from C₁₋₆-alkanediy, carbonyl and aminocarbonyl;

each R¹³ represents a hydrogen atom;

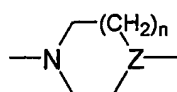
R¹⁴ is hydrogen, hydroxyC₁₋₆-alkyl, aminocarbonyl, hydroxyaminocarbonyl or di(C₁₋₆-alkyl)aminoC₁₋₆-alkyl;

the A ring is a radical selected from (a-1), (a-7), (a-9), (a-10), (a-12), (a-14), (a-19), (a-20), (a-21), (a-22), (a-23), (a-30), (a-34), (a-49) and (a-50);

each s is independently 0, 1, 2 or 5;

each R⁵ and R⁶ is independently selected from hydrogen; halo; nitro; trihaloC₁₋₆-alkyl; trihaloC₁₋₆-alkyloxy; C₁₋₆-alkyl; C₁₋₆-alkyloxy; C₁₋₆-alkylsulfonyl; (aryl)(C₁₋₆-alkyl)amino; arylsulfonyl; aryloxy; arylC₂₋₆-alkenediy; di(C₁₋₆-alkyl)amino; thiophenyl; thiophenyl substituted with di(C₁₋₆-alkyl)aminoC₁₋₆-alkyl(C₁₋₆-alkyl)aminoC₁₋₆-alkyl, di(C₁₋₆-alkyl)aminoC₁₋₆-alkyl, C₁₋₆-alkylpiperazinylC₁₋₆-alkyl, hydroxyC₁₋₆-alkylpiperazinylC₁₋₆-alkyl, hydroxyC₁₋₆-alkyloxyC₁₋₆-alkylpiperazinylC₁₋₆-alkyl, di(C₁₋₆-alkyl)aminosulfonylpiperazinylC₁₋₆-alkyl, C₁₋₆-alkyloxy piperidinylC₁₋₆-alkyl, morpholinylC₁₋₆-alkyl, hydroxyC₁₋₆-alkyl(C₁₋₆-alkyl)aminoC₁₋₆-alkyl, or di(hydroxyC₁₋₆-alkyl)aminoC₁₋₆-alkyl; furanyl; oxazolyl; pyrrolyl; pyrazolyl; pyridinyl;

pyridinyl substituted with C₁₋₆-alkyloxy; quinolinyl; indolyl; phenyl; and phenyl substituted with one, two or three substituents independently selected from halo, amino, C₁₋₆-alkyl, C₁₋₆-alkoxy, hydroxyC₁₋₄-alkyl, trifluoromethyl, trifluoromethoxy, di(C₁₋₄-alkyl)aminoC₁₋₄-alkyloxy, di(C₁₋₄-alkyl)amino, di(C₁₋₄-alkyl)aminoC₁₋₄-alkyl, di(C₁₋₄-alkyl)aminoC₁₋₄-alkyl(C₁₋₄-alkyl)amino, di(C₁₋₄-alkyl)aminoC₁₋₄-alkyl(C₁₋₄-alkyl)aminoC₁₋₄-alkyl, hydroxyl4alkylpiperazinylC₁₋₄-alkyl, hydroxyC₁₋₄-alkyloxyC₁₋₄-alkylpiperazinylC₁₋₄-alkyl, di(hydroxyC₁₋₄-alkyl)aminoC₁₋₄-alkyl, pyrrolidinylC₁₋₄-alkyl, pyrrolidinylC₁₋₄-alkoxy, morpholinylC₁₋₄-alkyloxy, and morpholinylC₁₋₄-alkyl, and C₁₋₄-alkylpiperazinylC₁₋₄-alkyl, and the central moiety



is optionally bridged (i.e., forming a bicyclic moiety) with a methylene bridge.

[0108] In another embodiment of the compound according to paragraph [0098],

n is 1 or 2;

t is 0 or 2;

Z is nitrogen;

R¹² is hydrogen;

L is a direct bond;

each R¹³ is hydrogen;

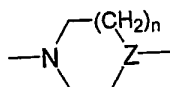
R¹⁴ is hydrogen;

the A ring is a radical selected from (a-1), (a-9), (a-19), (a-20), (a-21), (a-22), (a-23), (a-49) and (a-50);

each s is independently 0, 1, 2 or 5;

each R⁵ and R⁶ is independently selected from hydrogen; halo; trihaloC₁₋₆-alkyl; trihaloC₁₋₆-alkyloxy; C₁₋₆-alkyl; C₁₋₆-alkyloxy; arylC₂₋₆-alkenediyl; di(C₁₋₆-alkyl)amino; thiophenyl; thiophenyl substituted with di(C₁₋₆-alkyl)aminoC₁₋₆-alkyl(C₁₋₆-alkyl)aminoC₁₋₆-alkyl di(C₁₋₆-alkyl)aminoC₁₋₆-alkyl, C₁₋₆-alkylpiperazinylC₁₋₆-alkyl, hydroxyC₁₋₆-alkylpiperazinylC₁₋₆-alkyl, hydroxyC₁₋₆-alkyloxyC₁₋₆-alkylpiperazinylC₁₋₆-alkyl, C₁₋₆-alkyloxypiperidinylC₁₋₆-alkyl, morpholinylC₁₋₆-alkyl, hydroxyC₁₋₆-alkyl(C₁₋₆-alkyl)aminoC₁₋₆-alkyl, or di(hydroxyC₁₋₆-alkyl)aminoC₁₋₆-alkyl; furanyl; oxazolyl; pyrazolyl; pyridinyl; pyridinyl substituted with C₁₋₆-alkyloxy; quinolinyl; indolyl; phenyl; and phenyl substituted with one, two or three

substituents independently selected from halo, amino, C₁₋₆-alkyl, C₁₋₆-alkyloxy, hydroxyC₁₋₄-alkyl, trifluoromethyl, trifluoromethoxy, di(C₁₋₄-alkyl)aminoC₁₋₄-alkyloxy, di(C₁₋₄-alkyl)amino, di(C₁₋₄-alkyl)aminoC₁₋₄-alkyl, di(C₁₋₄-alkyl)aminoC₁₋₄-alkyl(C₁₋₄-alkyl)aminoC₁₋₄-alkyl, hydroxyC₁₋₄-alkylpiperazinylC₁₋₄-alkyl, hydroxyC₁₋₄-alkyloxyC₁₋₄-alkylpiperazinylC₁₋₄-alkyl, di(hydroxyC₁₋₄-alkyl)aminoC₁₋₄-alkyl, pyrrolidinylC₁₋₄-alkyl, pyrrolidinylC₁₋₄-alkyloxy, morpholinylC₁₋₄-alkyloxy, morpholinylC₁₋₄-alkyl, and C₁₋₄-alkylpiperazinylC₁₋₄-alkyl, and the central moiety



is optionally bridged (i.e., forming a bicyclic moiety) with a methylene bridge.

[0109] In another embodiment of the compound according to paragraph [0098],

n is 1;

t is 0;

Z is nitrogen;

R¹² is hydrogen;

-L- is a direct bond;

each R¹³ is hydrogen;

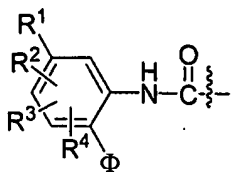
R¹⁴ is hydrogen;

the A ring is radical selected from (a-1) and (a-20);

each s is independently 0 or 1;

each R⁵ and R⁶ is independently selected from hydrogen; thiophenyl; thiophenyl substituted with di(C₁₋₆-alkyl)aminoC₁₋₆-alkyl, or C₁₋₆-alkylpiperazinylC₁₋₆-alkyl; furanyl; phenyl; and phenyl substituted with one substituent independently selected from di(C₁₋₄-alkyl)aminoC₁₋₄-alkyloxy, di(C₁₋₄-alkyl)amino, di(C₁₋₄-alkyl)aminoC₁₋₄-alkyl, di(C₁₋₄-alkyl)aminoC₁₋₄-alkyl(C₁₋₄-alkyl)aminoC₁₋₄-alkyl, pyrrolidinylC₁₋₄-alkyl, pyrrolidinylC₁₋₄-alkyloxy and C₁₋₄-alkylpiperazinylC₁₋₄-alkyl.

[0110] In the compounds of paragraphs [0098] - [0109], R¹, R², R³, and R⁴ are preferably as defined in paragraphs [0048] and [0049]. In other embodiments of the compounds of paragraphs [0098] - [0109], R¹, R², R³, and R⁴ are all H. Other preferred embodiments of the compounds of paragraph [0098] - [0109] include the compounds of pages 21 and 22 and Table F-1 of WO 03/076422 in which the terminal hydroxamic acid moiety (HO-NH-C(O)-) is replaced with



wherein Φ , R^1 , R^2 , R^3 , and R^4 are as defined in accordance with paragraph [0046], and preferably [0048] and [0049].

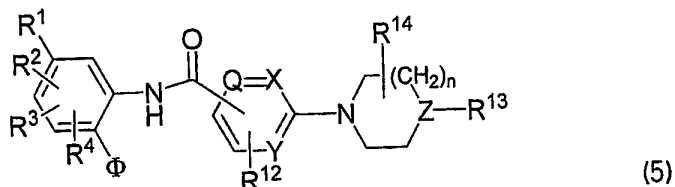
[0111] In paragraphs [0098] - [0110] the definitions in paragraphs [0112] - [0114] supplement the definitions in paragraphs [0020] - [0042]. To the extent there are any inconsistencies between the definitions in paragraphs [0020] - [0042] and in paragraphs [0112] - [0114], the definitions in paragraphs [0112] - [0114] take precedence for the compounds of paragraphs [0098] - [0110] only.

[0112] Halo is generic to fluoro, chloro, bromo and iodo; C_{1-4} -alkyl defines straight and branched chain saturated hydrocarbon radicals having from 1 to 4 carbon atoms such as, e.g., methyl, ethyl, propyl, butyl, 1-methylethyl, 2-methylpropyl and the like; C_{1-6} -alkyl includes C_{1-4} -alkyl and the higher homologues thereof having 5 to 6 carbon atoms such as, for example, pentyl, 2-methylbutyl, hexyl, 2-methylpentyl and the like; C_{1-6} -alkanediyl defines bivalent straight and branched chained saturated hydrocarbon radicals having from 1 to 6 carbon atoms such as, for example, methylene, 1,2-ethanediyl, 1,3-propanediyl, 1,4-butanediyl, 1,5-pentanediyl, 1,6-hexanediyl and the branched isomers thereof such as, 2-methylpentanediyl, 3-methylpentanediyl, 2,2-dimethylbutanediyl, 2,3-dimethylbutanediyl and the like; trihalo C_{1-6} -alkyl defines C_{1-6} -alkyl containing three identical or different halo substituents for example trifluoromethyl; C_{2-6} -alkenediyl defines bivalent straight and branched chain hydrocarbon radicals containing one double bond and having from 2 to 6 carbon atoms such as, for example, ethenediyl, 2-propenediyl, 3-butenediyl, 2-pentenediyl, 3-pentenediyl, 3-methyl-2-butenediyl, and the like; aryl defines phenyl, and phenyl substituted with one or more substituents each independently selected from halo, C_{1-6} -alkyl, C_{1-6} -alkyloxy or trifluoromethyl, cyano, hydroxycarbonyl; aminoaryl defines aryl substituted with amino; C_{3-10} -cycloalkyl includes cyclic hydrocarbon groups having from 3 to 10 carbons, such as cyclopropyl, cyclobutyl, cyclopentyl, cyclopentenyl, cyclohexyl, cyclohexenyl, cycloheptyl, cyclooctyl and the like.

[0113] The term "another Zn-chelating group" refers to a group which is capable of interacting with a Zn^{2+} -ion, which can be present at an enzymatic binding site.

[0114] The N-oxide forms of the compounds of paragraph [0098] comprise those compounds wherein one or several nitrogen atoms are oxidized to the so-called N-oxide, particularly those N-oxides wherein one or more of the piperidine-, piperazine or pyridazinyl-nitrogens are N-oxidized.

[0115] In another embodiment, the invention comprises compounds of the following structural formula (5):



or a pharmaceutically acceptable salt thereof, wherein

Φ is $-\text{NH}_2$ or $-\text{OH}$;

R^1 is H or as defined in paragraph [0046];

R^2 , R^3 , and R^4 are as defined in paragraph [0046];

n is 0, 1, 2 or 3 and when n is 0 then a direct bond is intended;

Q is nitrogen or , , or ;

X is nitrogen or ;

Y is nitrogen or ;

Z is nitrogen or ;

R is selected from the group consisting of hydrogen, halogen, $-\text{NH}_2$, nitro, hydroxy, aryl, heterocyclyl, $\text{C}_3\text{-C}_8\text{-cycloalkyl}$, heteroaryl, $\text{C}_1\text{-C}_7\text{-alkyl}$, haloalkyl, $\text{C}_1\text{-C}_7\text{-alkenyl}$, $\text{C}_1\text{-C}_7\text{-alkynyl}$, $\text{C}_1\text{-C}_7\text{-acyl}$, $\text{C}_1\text{-C}_7\text{-alkyl-aryloxy}$, $\text{C}_1\text{-C}_7\text{-alkyl-arylsulfanyl}$, $\text{C}_1\text{-C}_7\text{-alkyl-arylsulfinyl}$, $\text{C}_1\text{-C}_7\text{-alkyl-arylsulfonyl}$, $\text{C}_1\text{-C}_7\text{-alkyl-arylamino}$, $\text{C}_1\text{-C}_7\text{-alkyl-arylamine}$, $\text{C}_1\text{-C}_7\text{-alkenyl-C(O)-amine}$, $\text{C}_1\text{-C}_7\text{-alkynyl-C(O)-amine}$, $\text{C}_1\text{-C}_7\text{-alkenyl-R}^9$, $\text{C}_1\text{-C}_7\text{-alkynyl-R}^9$ wherein R^9 is hydrogen, hydroxy, amino, $\text{C}_1\text{-C}_7\text{-alkyl}$ or $\text{C}_1\text{-C}_7\text{-alkoxy}$;

- R¹² is hydrogen, halo, hydroxy, amino, nitro, C₁₋₆alkyl, C₁₋₆alkyloxy, trifluoromethyl, di(C₁₋₆alkyl)amino, hydroxyamino or naphthalenylsulfonylpyrazinyl;
- R¹³ is hydrogen, C₁₋₆alkyl, arylC₂₋₆alkenediyl, furanylecarbonyl, naphthalenylecarbonyl, -C(O)phenylR⁹, C₁₋₆alkylaminocarbonyl, aminosulfonyl, arylaminosulfonyl, aminosulfonylamino, di(C₁₋₆alkyl)aminosulfonylamino, arylaminosulfonylamino, aminosulfonylaminoC₁₋₆alkyl, di(C₁₋₆alkyl)aminosulfonylaminoC₁₋₆alkyl, arylaminosulfonylaminoC₁₋₆alkyl, di(C₁₋₆alkyl)aminoC₁₋₆alkyl, C₁₋₁₂alkylsulfonyl, di(C₁₋₆alkyl)aminosulfonyl, trihaloC₁₋₆alkylsulfonyl, di(aryl)C₁₋₆alkylcarbonyl, thiophenylC₁₋₆alkylcarbonyl, pyridinylecarbonyl or arylC₁₋₆alkylcarbonyl

wherein each R⁹ is independently selected from phenyl; phenyl substituted with one, two or three substituents independently selected from halo, amino, C₁₋₆alkyl, C₁₋₆alkyloxy, hydroxyC₁₋₄alkyl, hydroxyC₁₋₄alkyloxy, aminoC₁₋₄alkyloxy, di(C₁₋₄alkyl)aminoC₁₋₄alkyloxy, di(C₁₋₆alkyl)aminoC₁₋₆alkyl, di(C₁₋₆alkyl)aminoC₁₋₆alkyl(C₁₋₆alkyl)aminoC₁₋₆alkyl, hydroxyC₁₋₄alkylpiperazinylC₁₋₄alkyl, C₁₋₄alkyloxypiperidinylC₁₋₄alkyl, hydroxyC₁₋₄alkyloxyC₁₋₄alkylpiperazinyl, C₁₋₄alkylpiperazinylC₁₋₄alkyl, di(hydroxyC₁₋₄alkyl)aminoC₁₋₄alkyl, pyrrolidinylC₁₋₄alkyloxy, morpholinylC₁₋₄alkyloxy, or morpholinylC₁₋₄alkyl; thiophenyl; or thiophenyl substituted with di(C₁₋₄alkyl)aminoC₁₋₄alkyloxy, di(C₁₋₆alkyl)aminoC₁₋₆alkyl, di(C₁₋₆alkyl)aminoC₁₋₆alkyl(C₁₋₆alkyl)aminoC₁₋₆alkyl, pyrrolidinylC₁₋₄alkyloxy, C₁₋₄alkylpiperazinylC₁₋₄alkyl, di(hydroxyC₁₋₄alkyl)aminoC₁₋₄alkyl or morpholinylC₁₋₄alkyloxy.

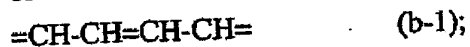
R¹⁴ is hydrogen, hydroxy, amino, hydroxyC₁₋₆alkyl, C₁₋₆alkyl, C₁₋₆alkyloxy, arylC₁₋₆alkyl, aminocarbonyl, hydroxycarbonyl, aminoC₁₋₆alkyl, aminocarbonylC₁₋₆alkyl, hydroxycarbonylC₁₋₆alkyl, hydroxyaminocarbonyl, C₁₋₆alkyloxy carbonyl, C₁₋₆alkylaminoC₁₋₆alkyl or di(C₁₋₆alkyl)aminoC₁₋₆alkyl;

when R¹³ & R¹⁴ are present on the same carbon atom, R¹³ & R¹⁴ together may form a bivalent radical of formula



wherein R¹⁰ is hydrogen or aryl;

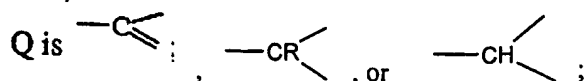
when R¹³ & R¹⁴ are present on adjacent carbon atoms, R¹³ & R¹⁴ together may form a bivalent radical of formula



aryl in the above is phenyl, or phenyl substituted with one or more substituents each independently selected from halo, C₁₋₆alkyl, C₁₋₆alkyloxy, trifluoromethyl, cyano or hydroxycarbonyl.

[0116] In some embodiments of the compound according to paragraph [0115], one or more of the following restrictions apply:

n is 0 or 1;



R¹² is hydrogen or nitro;

R¹³ is C₁₋₆alkyl, arylC₂₋₆alkenediyl, furanylcarbonyl, naphthalenylcarbonyl, C₁₋₆alkylaminocarbonyl, aminosulfonyl, di(C₁₋₆alkyl)aminosulfonylaminoC₁₋₆alkyl, di(C₁₋₆alkyl)aminoC₁₋₆alkyl, C₁₋₁₂alkylsulfonyl, di(C₁₋₆alkyl)aminosulfonyl, trihaloC₁₋₆alkylsulfonyl, di(aryl)C₁₋₆alkylcarbonyl, thiophenylC₁₋₆alkylcarbonyl, pyridinylcarbonyl or arylC₁₋₆alkylcarbonyl;

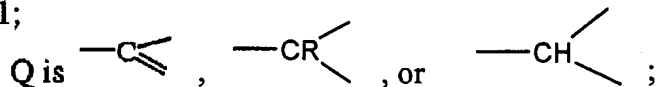
R¹⁴ is hydrogen;

when R¹³ & R¹⁴ are present on the same carbon atom R¹³ & R¹⁴ together may form a bivalent radical of formula (a-1) wherein R¹⁰ is aryl;

when R¹³ & R¹⁴ are present on adjacent carbon atoms R¹³ & R¹⁴ together may form a bivalent radical of formula (b-1).

[0117] In another embodiment of the compound according to paragraph [0115], one or more of the following restrictions apply::

n is 1;



Z is nitrogen;

R¹² is hydrogen;

R¹³ is naphthalenylcarbonyl, C₁₋₁₂alkylsulfonyl or di(aryl)C₁₋₆alkylcarbonyl;

R¹⁴ is hydrogen.

[0118] In another embodiment of the compound according to paragraph [0115], R¹² is H.

[0119] In another embodiment of the compound according to paragraph [0115]:

R¹² is hydrogen, halo, hydroxy, amino, nitro, C₁₋₆alkyl, C₁₋₆alkyloxy, trifluoromethyl or di(C₁₋₆alkyl)amino;

R¹³ is hydrogen, C₁₋₆alkyl, arylC₂₋₆alkenediyl, furanylcarbonyl, naphthalenylcarbonyl, -C(O)phenylR⁹, C₁₋₆alkylaminocarbonyl, aminosulfonyl, arylaminosulfonyl, aminosulfonylamino, di(C₁₋₆alkyl)aminosulfonylamino, di(C₁₋₆alkyl)aminoC₁₋₆alkyl, C₁₋₁₂alkylsulfonyl, di(C₁₋₆alkyl)aminosulfonyl or pyridinylcarbonyl wherein each R⁹ is independently selected from phenyl; phenyl substituted with one, two or three substituents independently selected from halo, C₁₋₆alkyl, C₁₋₆alkyloxy; or thiophenyl;

R¹⁴ is hydrogen, hydroxy, amino, hydroxyC₁₋₆alkyl, C₁₋₆alkyl, C₁₋₆alkyloxy, arylC₁₋₆alkyl, aminocarbonyl, aminoC₁₋₆alkyl, C₁₋₆alkylaminoC₁₋₆alkyl or di(C₁₋₆alkyl)aminoC₁₋₆alkyl.

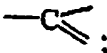
[0120] In some embodiments of the compound according to paragraph [0115],

R¹² is hydrogen, halo, hydroxy, amino, nitro, C₁₋₆alkyl, C₁₋₆alkyloxy, trifluoromethyl or di(C₁₋₆alkyl)amino;

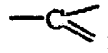
R¹³ is hydrogen, C₁₋₆alkyl, arylC₂₋₆alkenediyl, furanylcarbonyl, naphthalenylcarbonyl, -C(O)phenylR⁹, C₁₋₆alkylaminocarbonyl, aminosulfonyl, arylaminosulfonyl, aminosulfonylamino, di(C₁₋₆alkyl)aminosulfonylamino, di(C₁₋₆alkyl)aminoC₁₋₆alkyl, C₁₋₁₂alkylsulfonyl, di(C₁₋₆alkyl)aminosulfonyl or pyridinylcarbonyl wherein each R⁹ is independently selected from phenyl; phenyl substituted with one, two or three substituents independently selected from halo, C₁₋₆alkyl, C₁₋₆alkyloxy; or thiophenyl; and

R¹⁴ is hydrogen, hydroxy, amino, hydroxyC₁₋₆alkyl, C₁₋₆alkyl, C₁₋₆alkyloxy, arylC₁₋₆alkyl, aminocarbonyl, aminoC₁₋₆alkyl, C₁₋₆alkylaminoC₁₋₆alkyl or di(C₁₋₆alkyl)aminoC₁₋₆alkyl.

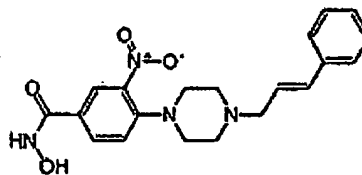
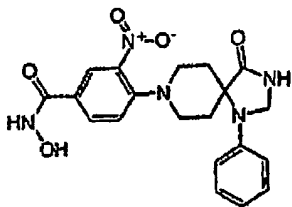
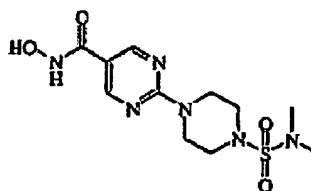
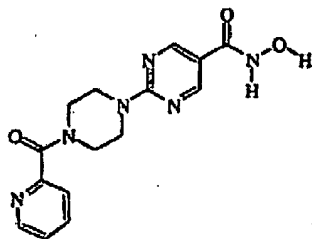
[0121] In some embodiments of the compound according to paragraph [0115],

n is 0 or 1; Q is ; or
 -NHC(O)C₁₋₆alkanediySH; R^{12} is hydrogen or nitro; R^{13} is C₁₋₆alkyl,
 arylC₂₋₆alkenediy, furanilycarbonyl, naphthalenilycarbonyl, C₁₋₆alkylaminocarbonyl
 aminosulfonyl, di(C₁₋₆alkyl)aminosulfonylaminoC₁₋₆alkyl,
 di(C₁₋₆alkyl)aminoC₁₋₆alkyl, C₁₋₁₂alkylsulfonyl, di(C₁₋₆alkyl)aminosulfonyl,
 trihaloC₁₋₆alkylsulfonyl, di(aryl)C₁₋₆alkylcarbonyl, thiophenilyC₁₋₆alkylcarbonyl,
 pyridinilycarbonyl or arylC₁₋₆alkylcarbonyl; R^{14} is hydrogen; when R^{13} and R^{14} are
 present on the same carbon atom R^{13} & R^{14} together may form a bivalent radical of
 formula (a-1) wherein R^{10} is aryl; or when R^{13} & R^{14} are present on adjacent carbon
 atoms R^{13} & R^{14} together may form a bivalent radical of formula (b-1).

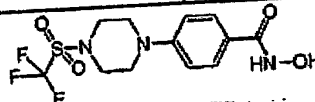
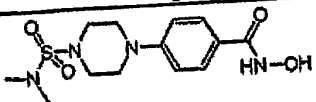
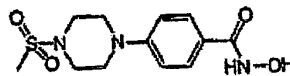
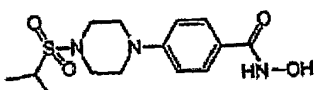
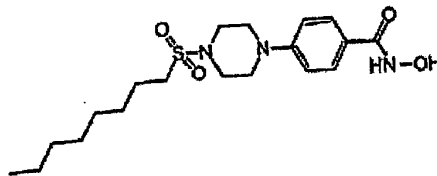
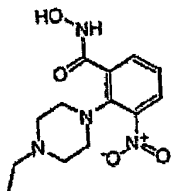
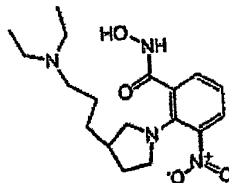
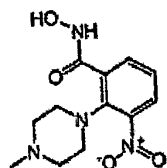
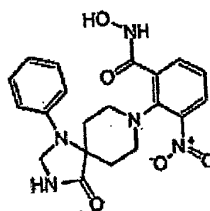
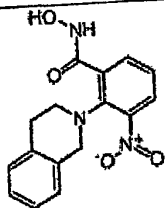
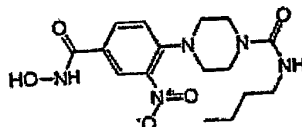
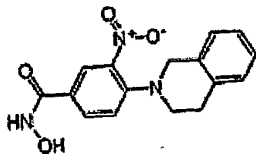
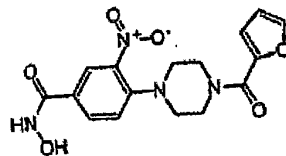
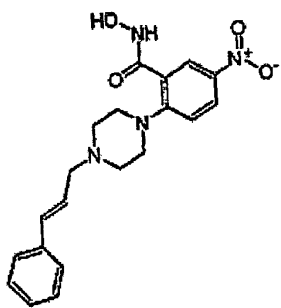
[0122] In some embodiments of the compound according to paragraph [0115],

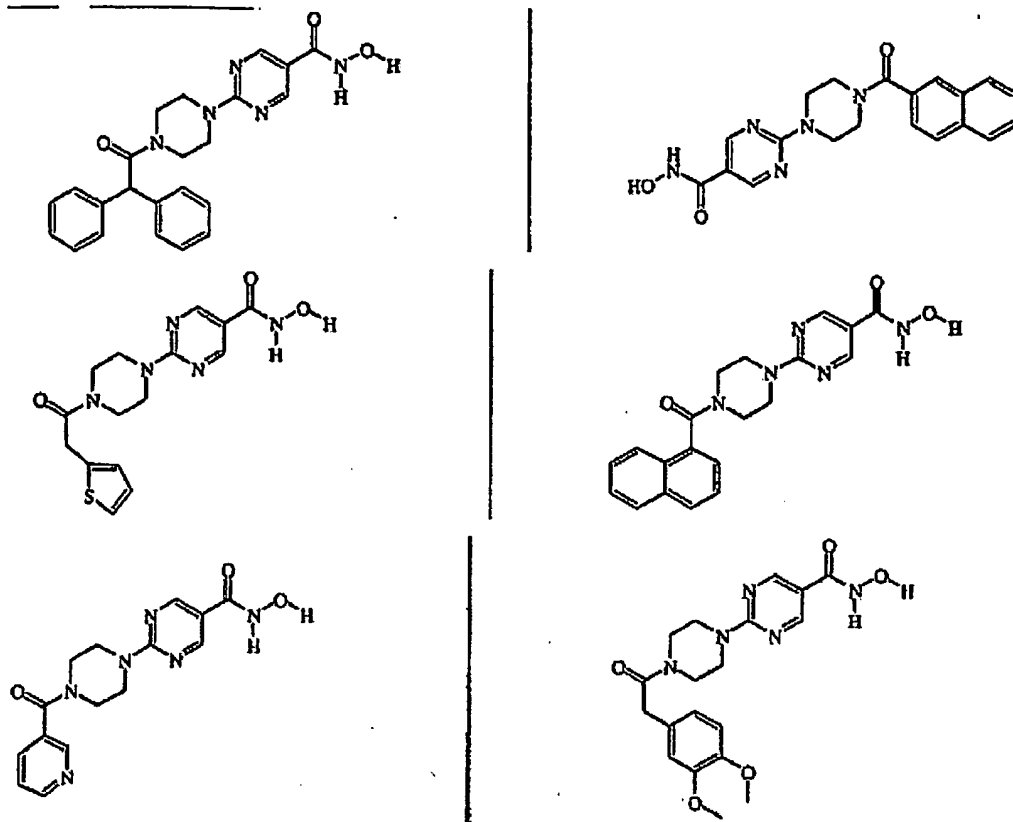
n is 1; Q is ; Z is nitrogen; R^{12} is
 hydrogen; R^{13} is naphthalenilycarbonyl, C₁₋₁₂alkylsulfonyl or
 di(aryl)C₁₋₆alkylcarbonyl; and R^{14} is hydrogen.

[0123] Particular embodiments of the compound according to paragraph [0115] include the
 following

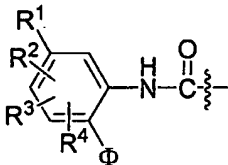


WO 2005/030705





in which the terminal hydroxamic acid moiety (-C(O)-NH-OH) is replaced with



wherein Φ , R^1 , R^2 , R^3 , and R^4 are as defined in accordance with paragraph [0046], and preferably [0048] and [0049].

[0124] In the compounds of paragraphs [0115]-[0123], R^1 , R^2 , R^3 , and R^4 are preferably as defined in paragraphs [0048] and [0049], while in other embodiments of the compounds of paragraphs [0115]-[0123], R^1 , R^2 , R^3 , and R^4 are all H.

[0125] In another embodiment, the invention comprises compounds of the following structural formula (6):

R^{12} is hydrogen, halo, hydroxy, amino, nitro, C_{1-6} alkyl, C_{1-6} alkyloxy, trifluoromethyl, di(C_{1-6} alkyl)amino, hydroxyamino or naphthalenylsulfonylpyrazinyl;

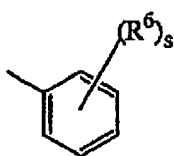
-L- is a direct bond or a bivalent radical selected from C_{1-6} alkanediyl, C_{1-6} alkanediylloxy, amino, carbonyl or aminocarbonyl;

each R^{13} is independently represents a hydrogen atom and one hydrogen atom can be replaced by a substituent selected from aryl;

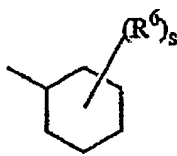
R^{14} is hydrogen, hydroxy, amino, hydroxy C_{1-6} alkyl, C_{1-6} alkyl, C_{1-6} alkyloxy, aryl C_{1-6} alkyl, aminocarbonyl, hydroxycarbonyl, amino C_{1-6} alkyl, aminocarbonyl C_{1-6} alkyl, hydroxycarbonyl C_{1-6} alkyl, hydroxyaminocarbonyl, C_{1-6} alkyloxycarbonyl, C_{1-6} alkylamino C_{1-6} alkyl or di(C_{1-6} alkyl)amino C_{1-6} alkyl;

R^{15} is hydrogen, C_{1-6} alkyl, C_{3-10} cycloalkyl, hydroxy C_{1-6} alkyl, C_{1-6} alkyloxy C_{1-6} alkyl, di(C_{1-6} alkyl)amino C_{1-6} alkyl or aryl;

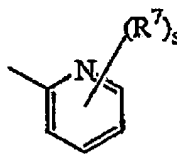
 is a radical selected from



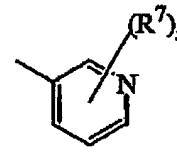
(a-1)



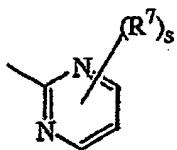
(a-2)



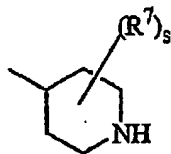
(a-3)



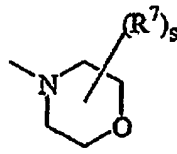
(a-4)



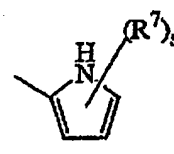
(a-5)



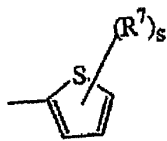
(a-6)



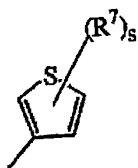
(a-7)



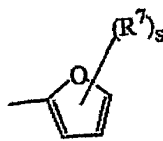
(a-8)



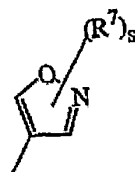
(a-9)



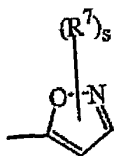
(a-10)



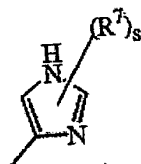
(a-11)



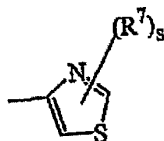
(a-12)



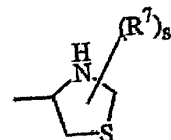
(a-13)



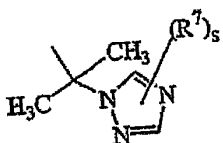
(a-14)



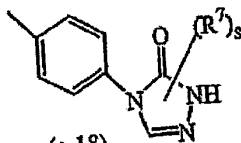
(a-15)



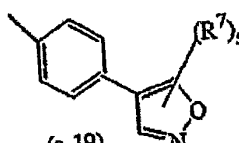
(a-16)



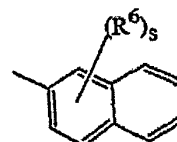
(a-17)



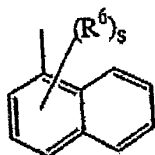
(a-18)



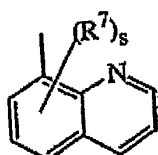
(a-19)



(a-20)



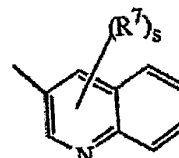
(a-21)



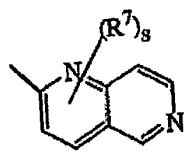
(a-22)



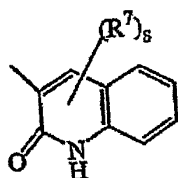
(a-23)



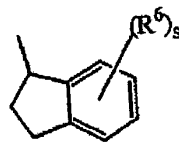
(a-24)



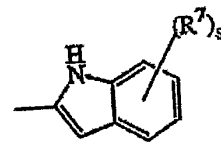
(a-25)



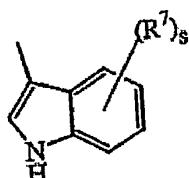
(a-26)



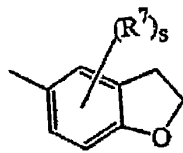
(a-27)



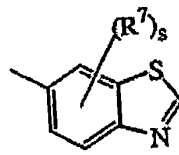
(a-28)



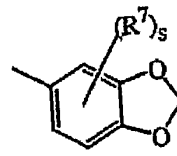
(a-29)



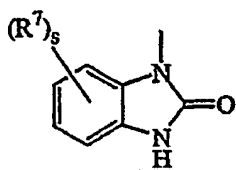
(a-30)



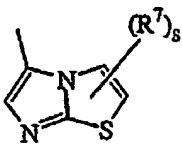
(a-31)



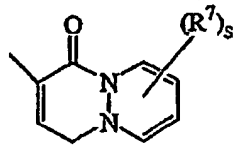
(a-32)



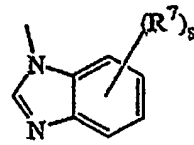
(a-33)



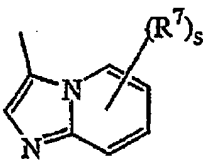
(a-34)



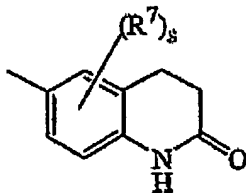
(a-35)



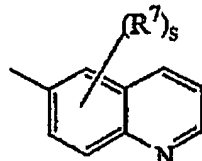
(a-36)



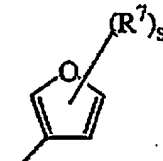
(a-37)



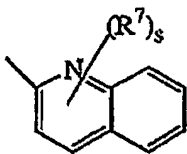
(a-38)



(a-39)



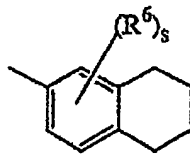
(a-40)



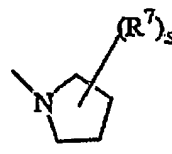
(a-41)



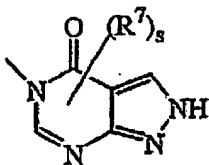
(a-42)



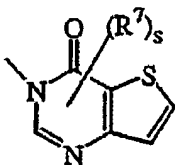
(a-43)



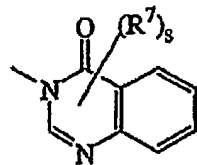
(a-44)



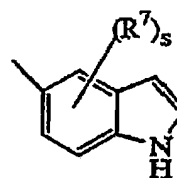
(a-45)



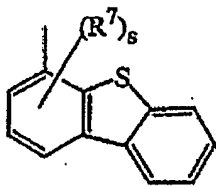
(a-46)



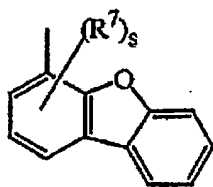
(a-47)



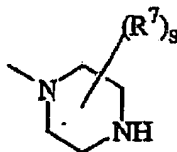
(a-48)



(a-49)



(a-50)



(a-51)

wherein each s is independently 0, 1, 2, 3, 4 or 5;
 each R⁶ and R⁷ are independently selected from hydrogen; halo; hydroxy; amino; nitro;
 trihaloC₁₋₆alkyl; trihaloC₁₋₆alkyloxy; C₁₋₆alkyl; C₁₋₆alkyl substituted with aryl and
 C₃₋₁₀cycloalkyl; C₁₋₆alkyloxy; C₁₋₆alkyloxyC₁₋₆alkyloxy; C₁₋₆alkylcarbonyl;
 C₁₋₆alkyloxycarbonyl; C₁₋₆alkylsulfonyl; cyanoC₁₋₆alkyl; hydroxyC₁₋₆alkyl;
 hydroxyC₁₋₆alkyloxy; hydroxyC₁₋₆alkylamino; aminoC₁₋₆alkyloxy;
 di(C₁₋₆alkyl)aminocarbonyl; di(hydroxyC₁₋₆alkyl)amino; (aryl)(C₁₋₆alkyl)amino;
 di(C₁₋₆alkyl)aminoC₁₋₆alkyloxy; di(C₁₋₆alkyl)aminoC₁₋₆alkylamino;
 di(C₁₋₆alkyl)aminoC₁₋₆alkylaminoC₁₋₆alkyl; arylsulfonyl; arylsulfonylamino;
 aryloxy; aryloxyC₁₋₆alkyl; arylC₂₋₆alkenediyl; di(C₁₋₆alkyl)amino;
 di(C₁₋₆alkyl)aminoC₁₋₆alkyl; di(C₁₋₆alkyl)amino(C₁₋₆alkyl)amino;
 di(C₁₋₆alkyl)amino(C₁₋₆alkyl)aminoC₁₋₆alkyl;
 di(C₁₋₆alkyl)aminoC₁₋₆alkyl(C₁₋₆alkyl)amino;
 di(C₁₋₆alkyl)aminoC₁₋₆alkyl(C₁₋₆alkyl)aminoC₁₋₆alkyl;
 aminosulfonylamino(C₁₋₆alkyl)amino;
 aminosulfonylamino(C₁₋₆alkyl)aminoC₁₋₆alkyl;
 di(C₁₋₆alkyl)aminosulfonylamino(C₁₋₆alkyl)amino;
 di(C₁₋₆alkyl)aminosulfonylamino(C₁₋₆alkyl)aminoC₁₋₆alkyl; cyano; thiophenyl;
 thiophenyl substituted with di(C₁₋₆alkyl)aminoC₁₋₆alkyl(C₁₋₆alkyl)aminoC₁₋₆alkyl,
 di(C₁₋₆alkyl)aminoC₁₋₆alkyl, C₁₋₆alkylpiperazinylC₁₋₆alkyl,
 hydroxyC₁₋₆alkylpiperazinylC₁₋₆alkyl,
 hydroxyC₁₋₆alkyloxyC₁₋₆alkylpiperazinylC₁₋₆alkyl,

di(C₁₋₆alkyl)aminosulfonylpiperazinylC₁₋₆alkyl,
C₁₋₆alkyloxy piperidinyl, C₁₋₆alkyloxy piperidinylC₁₋₆alkyl, morpholinylC₁₋₆alkyl,
hydroxyC₁₋₆alkyl(C₁₋₆alkyl)aminoC₁₋₆alkyl, or di(hydroxyC₁₋₆alkyl)aminoC₁₋₆alkyl;
furanyl; furanyl substituted with hydroxyC₁₋₆alkyl; benzofuranyl; imidazolyl;
oxazolyl; oxazolyl substituted with aryl and C₁₋₆alkyl; C₁₋₆alkyltriazolyl; tetrazolyl;
pyrrolidinyl; pyrrolyl; piperidinylC₁₋₆alkyloxy; morpholinyl; C₁₋₆alkylmorpholinyl;
morpholinylC₁₋₆alkyloxy;
morpholinylC₁₋₆alkyl; morpholinylC₁₋₆alkylamino;
morpholinylC₁₋₆alkylaminoC₁₋₆alkyl; piperazinyl; C₁₋₆alkylpiperazinyl;
C₁₋₆alkylpiperazinylC₁₋₆alkyloxy; piperazinylC₁₋₆alkyl;
naphthalenylsulfonylpiperazinyl; naphthalenylsulfonylpiperidinyl; naphthalenylsulfonyl;
C₁₋₆alkylpiperazinylC₁₋₆alkyl; C₁₋₆alkylpiperazinylC₁₋₆alkylamino;
C₁₋₆alkylpiperazinylC₁₋₆alkylaminoC₁₋₆alkyl; C₁₋₆alkylpiperazinylsulfonyl;
aminosulfonylpiperazinylC₁₋₆alkyloxy; aminosulfonylpiperazinyl;
aminosulfonylpiperazinylC₁₋₆alkyl; di(C₁₋₆alkyl)aminosulfonylpiperazinyl;
di(C₁₋₆alkyl)aminosulfonylpiperazinylC₁₋₆alkyl; hydroxyC₁₋₆alkylpiperazinyl;
hydroxyC₁₋₆alkylpiperazinylC₁₋₆alkyl; C₁₋₆alkyloxy piperidinyl;
C₁₋₆alkyloxy piperidinylC₁₋₆alkyl; piperidinylaminoC₁₋₆alkylamino;
piperidinylaminoC₁₋₆alkylaminoC₁₋₆alkyl;
(C₁₋₆alkylpiperidinyl)(hydroxyC₁₋₆alkyl)aminoC₁₋₆alkylamino;
(C₁₋₆alkylpiperidinyl)(hydroxyC₁₋₆alkyl)aminoC₁₋₆alkylaminoC₁₋₆alkyl;
hydroxyC₁₋₆alkyloxyC₁₋₆alkylpiperazinyl;
hydroxyC₁₋₆alkyloxyC₁₋₆alkylpiperazinylC₁₋₆alkyl;
(hydroxyC₁₋₆alkyl)(C₁₋₆alkyl)amino; (hydroxyC₁₋₆alkyl)(C₁₋₆alkyl)aminoC₁₋₆alkyl;
hydroxyC₁₋₆alkylaminoC₁₋₆alkyl; di(hydroxyC₁₋₆alkyl)aminoC₁₋₆alkyl;
pyrrolidinylC₁₋₆alkyl; pyrrolidinylC₁₋₆alkyloxy; pyrazolyl; thiopyrazolyl; pyrazolyl
substituted with two substituents selected from C₁₋₆alkyl or trihaloC₁₋₆alkyl;
pyridinyl; pyridinyl substituted with C₁₋₆alkyloxy, aryloxy or aryl; pyrimidinyl;
tetrahydropyrimidinylpiperazinyl; tetrahydropyrimidinylpiperazinylC₁₋₆alkyl;
quinolinyl; indole; phenyl; phenyl substituted with one, two or three substituents

independently selected from halo, amino, nitro, C₁₋₆alkyl, C₁₋₆alkyloxy, hydroxyC₁₋₄alkyl, trifluoromethyl, trifluoromethyloxy, hydroxyC₁₋₄alkyloxy, C₁₋₄alkylsulfonyl, C₁₋₄alkyloxyC₁₋₄alkyloxy, C₁₋₄alkyloxycarbonyl, aminoC₁₋₄alkyloxy, di(C₁₋₄alkyl)aminoC₁₋₄alkyloxy, di(C₁₋₄alkyl)amino, di(C₁₋₄alkyl)aminocarbonyl, di(C₁₋₄alkyl)aminoC₁₋₄alkyl, di(C₁₋₄alkyl)aminoC₁₋₄alkylaminoC₁₋₄alkyl, di(C₁₋₄alkyl)amino(C₁₋₄alkyl)amino, di(C₁₋₄alkyl)amino(C₁₋₄alkyl)aminoC₁₋₄alkyl, di(C₁₋₄alkyl)aminoC₁₋₄alkyl(C₁₋₄alkyl)amino, di(C₁₋₄alkyl)aminoC₁₋₄alkyl(C₁₋₄alkyl)aminoC₁₋₄alkyl, aminosulfonylamino(C₁₋₄alkyl)amino, aminosulfonylamino(C₁₋₄alkyl)aminoC₁₋₄alkyl, di(C₁₋₄alkyl)aminosulfonylamino(C₁₋₄alkyl)amino, di(C₁₋₄alkyl)aminosulfonylamino(C₁₋₄alkyl)aminoC₁₋₆alkyl, cyano, piperidinylC₁₋₄alkyloxy, pyrrolidinylC₁₋₄alkyloxy; aminosulfonylpiperazinyl, aminosulfonylpiperazinylC₁₋₄alkyl, di(C₁₋₄alkyl)aminosulfonylpiperazinyl, di(C₁₋₄alkyl)aminosulfonylpiperazinylC₁₋₄alkyl, hydroxyC₁₋₄alkylpiperazinyl, hydroxyC₁₋₄alkylpiperidinylC₁₋₄alkyl, C₁₋₄alkyloxypiperidinyl, C₁₋₄alkyloxypiperidinylC₁₋₄alkyl, hydroxyC₁₋₄alkyloxyC₁₋₄alkylpiperazinyl, hydroxyC₁₋₄alkyloxyC₁₋₄alkylpiperazinylC₁₋₄alkyl, (hydroxyC₁₋₄alkyl)(C₁₋₄alkyl)amino, (hydroxyC₁₋₄alkyl)(C₁₋₄alkyl)aminoC₁₋₄alkyl, di(hydroxyC₁₋₄alkyl)amino, di(hydroxyC₁₋₄alkyl)aminoC₁₋₄alkyl, furanyl, furanyl substituted with -CH=CH-CH=CH-, pyrrolidinylC₁₋₄alkyl, pyrrolidinylC₁₋₄alkyloxy, morpholinyl, morpholinylC₁₋₄alkyloxy, morpholinylC₁₋₄alkyl,

morpholinylC₁₋₄alkylamino, morpholinylC₁₋₄alkylaminoC₁₋₄alkyl, piperazinyl, C₁₋₄alkylpiperazinyl, C₁₋₄alkylpiperazinylC₁₋₄alkyloxy, piperazinylC₁₋₄alkyl, C₁₋₄alkylpiperazinylC₁₋₄alkyl, C₁₋₄alkylpiperazinylC₁₋₄alkylamino, C₁₋₄alkylpiperazinylC₁₋₄alkylaminoC₁₋₆alkyl, tetrahydropyrimidinylpiperazinyl, tetrahydropyrimidinylpiperazinylC₁₋₄alkyl, piperidinylaminoC₁₋₄alkylamino, piperidinylaminoC₁₋₄alkylaminoC₁₋₄alkyl, (C₁₋₄alkylpiperidinyl)(hydroxyC₁₋₄alkyl)aminoC₁₋₄alkylamino, (C₁₋₄alkylpiperidinyl)(hydroxyC₁₋₄alkyl)aminoC₁₋₄alkylaminoC₁₋₄alkyl, pyridinylC₁₋₄alkyloxy, hydroxyC₁₋₄alkylamino, hydroxyC₁₋₄alkylaminoC₁₋₄alkyl, di(C₁₋₄alkyl)aminoC₁₋₄alkylamino, aminothiadiazolyl, aminosulfonylpiperazinylC₁₋₄alkyloxy, or thiophenylC₁₋₄alkylamino;

each R⁶ and R⁷ can be placed on the nitrogen in replacement of the hydrogen;



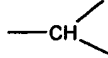
aryl in the above is phenyl, or phenyl substituted with one or more substituents each independently selected from halo, C₁₋₆alkyl, C₁₋₆alkyloxy, trifluoromethyl, cyano or hydroxycarbonyl.

[0126] In some embodiments of the compound according to paragraph [0125], one or more of the following restrictions apply:

n is 1;

m is 0 or 1;

t is 0, 1 or 2;

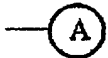
Q is , , or ;

R¹² is hydrogen or C₁₋₆alkyl;

-L- is a direct bond;

R¹⁴ is hydrogen;

R¹⁵ is hydrogen;

 is a radical selected from (a-1), (a-20), (a-25), (a-27), (a-28), (a-29), (a-41) or (a-42);

each s is independently 0, 1, 2 or 3;

each R⁶ is independently selected from hydrogen, halo, C₁₋₆alkyl or C₁₋₆alkyloxy.

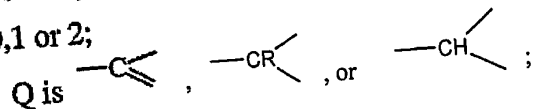
WO 2005/030705

[0127] In other embodiments of the compound according to paragraph [0125], one or more of the following restrictions apply:

n is 1;

m is 0 or 1;

t is 0, 1 or 2;



R¹² is hydrogen;

—L— is a direct bond;

R¹⁴ is hydrogen;

R¹⁵ is hydrogen;

—(A) is a radical selected from (a-1), (a-20), (a-25), (a-27), (a-28), (a-29), (a-41) or (a-42);

each s is independently 0, 1, 2 or 3;

each R⁶ is independently selected from hydrogen, halo, C₁₋₆alkyl or C₁₋₆alkyloxy.

[0128] In other embodiments of the compound according to paragraph [0125], one or more of the following restrictions apply:

R¹⁵ is hydrogen, C₁₋₆alkyl, C₃₋₁₀cycloalkyl, hydroxyC₁₋₆alkyl, C₁₋₆alkyloxyC₁₋₆alkyl or di(C₁₋₆alkyl)aminoC₁₋₆alkyl;

—(A) is a radical selected from (a-1), (a-2), (a-3), (a-4), (a-5), (a-6), (a-7), (a-8), (a-9), (a-10), (a-11), (a-12), (a-13), (a-14), (a-15), (a-16), (a-17), (a-18), (a-19), (a-20), (a-21), (a-22), (a-23), (a-24), (a-25), (a-26), (a-27), (a-28), (a-29), (a-30), (a-31), (a-32), (a-33), (a-34), (a-35), (a-36), (a-37), (a-38), (a-39), (a-40), (a-41), (a-42), (a-43) or (a-44);

each R⁶ and R⁷ are independently selected from hydrogen; halo; hydroxy; amino; nitro; trihaloC₁₋₆alkyl; trihaloC₁₋₆alkyloxy; C₁₋₆alkyl; C₁₋₆alkyloxy; C₁₋₆alkyloxyC₁₋₆alkyloxy; C₁₋₆alkylcarbonyl; C₁₋₆alkylsulfonyl; cyanoC₁₋₆alkyl; hydroxyC₁₋₆alkyl; hydroxyC₁₋₆alkyloxy; hydroxyC₁₋₆alkylamino; aminoC₁₋₆alkyloxy; di(C₁₋₆alkyl)aminocarbonyl; di(hydroxyC₁₋₆alkyl)amino; arylC₁₋₆alkylamino; di(C₁₋₆alkyl)aminoC₁₋₆alkyloxy; di(C₁₋₆alkyl)aminoC₁₋₆alkylamino; arylsulfonyl; arylsulfonylamino; aryloxy; arylC₂₋₆alkenediyl; di(C₁₋₆alkyl)amino; di(C₁₋₆alkyl)aminoC₁₋₆alkyl; di(C₁₋₆alkyl)aminoC₁₋₆alkyl(C₁₋₆alkyl)aminoC₁₋₆alkyl; cyano; thiophenyl; thiophenyl substituted with di(C₁₋₆alkyl)aminoC₁₋₆alkyl(C₁₋₆alkyl)aminoC₁₋₆alkyl, di(C₁₋₆alkyl)aminoC₁₋₆alkyl, C₁₋₆alkylpiperazinylC₁₋₆alkyl or di(hydroxyC₁₋₆alkyl)aminoC₁₋₆alkyl; furanyl; imidazolyl; C₁₋₆alkyltriazolyl; tetrazolyl; pyrrolidinyl; piperidinylC₁₋₆alkyloxy; morpholinyl; C₁₋₆alkylmorpholinyl; morpholinylC₁₋₆alkyloxy; morpholinylC₁₋₆alkyl; C₁₋₆alkylpiperazinyl; C₁₋₆alkylpiperazinylC₁₋₆alkyloxy; C₁₋₆alkylpiperazinylC₁₋₆alkyl; C₁₋₆alkylpiperazinylsulfonyl; aminosulfonylpiperazinylC₁₋₆alkyloxy; aminosulfonylpiperazinyl; aminosulfonylpiperazinylC₁₋₆alkyl; di(C₁₋₆alkyl)aminosulfonylpiperazinyl; di(C₁₋₆alkyl)aminosulfonylpiperazinylC₁₋₆alkyl; hydroxyC₁₋₆alkylpiperazinyl; hydroxyC₁₋₆alkylpiperazinylC₁₋₆alkyl; C₁₋₆alkyloxypiperidinyl; C₁₋₆alkyloxypiperidinylC₁₋₆alkyl; hydroxyC₁₋₆alkyloxyC₁₋₆alkylpiperazinyl; hydroxyC₁₋₆alkyloxyC₁₋₆alkylpiperazinylC₁₋₆alkyl; (hydroxyC₁₋₆alkyl)(C₁₋₆alkyl)amino; (hydroxyC₁₋₆alkyl)(C₁₋₆alkyl)aminoC₁₋₆alkyl;

pyrrolidinylC₁₋₆alkyloxy; pyrazolyl; thiopyrazolyl; pyrazolyl substituted with two substituents selected from C₁₋₆alkyl or trihaloC₁₋₆alkyl; pyridinyl; pyridinyl substituted with C₁₋₆alkyloxy or aryl; pyrimidinyl; quinolinyl; indole; phenyl; phenyl substituted with one, two or three substituents independently selected from halo, amino, C₁₋₆alkyl, C₁₋₆alkyloxy, hydroxyC₁₋₄alkyl, trifluoromethyl, trifluoromethyloxy, hydroxyC₁₋₄alkyloxy, C₁₋₄alkyloxyC₁₋₄alkyloxy, aminoC₁₋₄alkyloxy, di(C₁₋₄alkyl)aminoC₁₋₄alkyloxy, di(C₁₋₄alkyl)amino, di(C₁₋₄alkyl)aminoC₁₋₄alkyl, di(C₁₋₄alkyl)aminoC₁₋₄alkyl(C₁₋₄alkyl)aminoC₁₋₄alkyl, piperidinylC₁₋₄alkyloxy, pyrrolidinylC₁₋₄alkyloxy, aminosulfonylpiperazinyl, aminosulfonylpiperazinylC₁₋₄alkyl, di(C₁₋₄alkyl)aminosulfonylpiperazinyl, di(C₁₋₄alkyl)aminosulfonylpiperazinylC₁₋₄alkyl, hydroxyC₁₋₄alkylpiperazinyl, hydroxyC₁₋₄alkylpiperazinylC₁₋₄alkyl, C₁₋₄alkyloxypiperidinyl, C₁₋₄alkyloxypiperidinylC₁₋₄alkyl, hydroxyC₁₋₄alkyloxyC₁₋₄alkylpiperazinyl, hydroxyC₁₋₄alkyloxyC₁₋₄alkylpiperazinylC₁₋₄alkyl, (hydroxyC₁₋₄alkyl)(C₁₋₄alkyl)amino, (hydroxyC₁₋₄alkyl)(C₁₋₄alkyl)aminoC₁₋₄alkyl, pyrrolidinylC₁₋₄alkyloxy, morpholinylC₁₋₄alkyloxy, morpholinylC₁₋₄alkyl, C₁₋₄alkylpiperazinyl, C₁₋₄alkylpiperazinylC₁₋₄alkyloxy, C₁₋₄alkylpiperazinylC₁₋₄alkyl, hydroxyC₁₋₄alkylamino, di(hydroxyC₁₋₄alkyl)amino, di(C₁₋₄alkyl)aminoC₁₋₄alkylamino, aminothiadiazolyl, aminosulfonylpiperazinylC₁₋₄alkyloxy, or thiophenylC₁₋₄alkylamino.

[0129] In some embodiments of the compound according to paragraph [0125], one or more of the following restrictions apply:

t = 0;

m = 0;

R¹² is hydrogen, halo, hydroxy, amino, nitro, C₁₋₆alkyl, C₁₋₆alkyloxy, trifluoromethyl or di(C₁₋₆alkyl)amino;

-L- is a direct bond or a bivalent radical selected from C₁₋₆alkanediyl,

C₁₋₆alkanediyoxy, amino or carbonyl;

R¹⁴ is hydrogen, hydroxy, amino, hydroxyC₁₋₆alkyl, C₁₋₆alkyl, C₁₋₆alkyloxy, arylC₁₋₆alkyl, aminocarbonyl, aminoC₁₋₆alkyl, C₁₋₆alkylaminoC₁₋₆alkyl or di(C₁₋₆alkyl)aminoC₁₋₆alkyl;

R¹⁵ is hydrogen;

—**(A)** is a radical selected from (a-1), (a-3), (a-4), (a-5), (a-6), (a-7), (a-8), (a-9), (a-10), (a-11), (a-12), (a-13), (a-14), (a-15), (a-16), (a-17), (a-18), (a-19), (a-20), (a-21), (a-22), (a-23), (a-24), (a-25), (a-26), (a-28), (a-29), (a-30), (a-31), (a-32), (a-33), (a-34), (a-35), (a-36), (a-37), (a-38), (a-39), (a-40), (a-41), (a-42), (a-44), (a-45), (a-46), (a-47), (a-48) or (a-51);

each s is independently 0, 1, 2, 3 or 4;

R⁶ is hydrogen; halo; hydroxy; amino; nitro; trihaloC₁₋₆alkyl; trihaloC₁₋₆alkyloxy; C₁₋₆alkyl; C₁₋₆alkyloxy; C₁₋₆alkylcarbonyl; C₁₋₆alkyloxycarbonyl; C₁₋₆alkylsulfonyl; hydroxyC₁₋₆alkyl; aryloxy; di(C₁₋₆alkyl)amino; cyano; thiophenyl; furanyl; furanyl substituted with hydroxyC₁₋₆alkyl; benzofuranyl; imidazolyl; oxazolyl; oxazolyl substituted with aryl and C₁₋₆alkyl; C₁₋₆alkyltriazolyl; tetrazolyl; pyrrolidinyl; pyrrolyl; morpholinyl; C₁₋₆alkylmorpholinyl; piperazinyl; C₁₋₆alkylpiperazinyl; hydroxyC₁₋₆alkylpiperazinyl; C₁₋₆alkyloxypiperidinyl; pyrazolyl; pyrazolyl substituted with one or two substituents selected from C₁₋₆alkyl or trihaloC₁₋₆alkyl; pyridinyl; pyridinyl substituted with C₁₋₆alkyloxy, aryloxy or aryl; pyrimidinyl; quinolinyl; indole; phenyl; or phenyl substituted with one or two substituents independently selected from halo, C₁₋₆alkyl, C₁₋₆alkyloxy or trifluoromethyl;

R^7 is hydrogen; halo; hydroxy; amino; nitro; trihaloC₁₋₆alkyl; trihaloC₁₋₆alkyloxy; C₁₋₆alkyl; C₁₋₆alkyloxy; C₁₋₆alkylcarbonyl; C₁₋₆alkyloxycarbonyl; C₁₋₆alkylsulfonyl; hydroxyC₁₋₆alkyl; aryloxy; di(C₁₋₆alkyl)amino; cyano; pyridinyl; phenyl; or phenyl substituted with one or two substituents independently selected from halo, C₁₋₆alkyl, C₁₋₆alkyloxy or trifluoromethyl.

[0130] In some embodiments of the compound according to paragraph [0125]:

R^{15} is hydrogen, C₁₋₆alkyl, C₃₋₁₀cycloalkyl, hydroxyC₁₋₆alkyl, C₁₋₆alkyloxyC₁₋₆alkyl or di(C₁₋₆alkyl)aminoC₁₋₆alkyl;

— **(A)** is a radical selected from (a-1), (a-2), (a-3), (a-4), (a-5), (a-6), (a-7), (a-8), (a-9), (a-10), (a-11), (a-12), (a-13), (a-14), (a-15), (a-16), (a-17), (a-18), (a-19), (a-20), (a-21), (a-22), (a-23), (a-24), (a-25), (a-26), (a-27), (a-28), (a-29), (a-30), (a-31), (a-32), (a-33), (a-34), (a-35), (a-36), (a-37), (a-38), (a-39), (a-40), (a-41), (a-42), (a-43) or (a-44); and

each R^6 and R^7 are independently selected from hydrogen; halo; hydroxy; amino; nitro; trihaloC₁₋₆alkyl; trihaloC₁₋₆alkyloxy; C₁₋₆alkyl; C₁₋₆alkyloxy; C₁₋₆alkyloxyC₁₋₆alkyloxy; C₁₋₆alkylcarbonyl; C₁₋₆alkylsulfonyl; cyanoC₁₋₆alkyl; hydroxyC₁₋₆alkyl; hydroxyC₁₋₆alkyloxy; hydroxyC₁₋₆alkylamino; aminoC₁₋₆alkyloxy; di(C₁₋₆alkyl)aminocarbonyl; di(hydroxyC₁₋₆alkyl)amino; arylC₁₋₆alkyl)amino; di(C₁₋₆alkyl)aminoC₁₋₆alkyloxy; di(C₁₋₆alkyl)aminoC₁₋₆alkylamino; arylsulfonyl; arylsulfonylamino; aryloxy; arylC₂₋₆alkenediyl; di(C₁₋₆alkyl)amino; di(C₁₋₆alkyl)aminoC₁₋₆alkyl; di(C₁₋₆alkyl)aminoC₁₋₆alkyl(C₁₋₆alkyl)aminoC₁₋₆alkyl; cyano; thiophenyl; thiophenyl substituted with di(C₁₋₆alkyl)aminoC₁₋₆alkyl(C₁₋₆alkyl)aminoC₁₋₆alkyl, di(C₁₋₆alkyl)aminoC₁₋₆alkyl, C₁₋₆alkylpiperazinylC₁₋₆alkyl or di(hydroxyC₁₋₆alkyl)aminoC₁₋₆alkyl; furanyl; imidazolyl; C₁₋₆alkyltriazolyl; tetrazolyl; pyrrolidinyl; piperidinylC₁₋₆alkyloxy; morpholinyl;

C₁₋₆alkylmorpholinyl; morpholinylC₁₋₆alkyloxy;
morpholinylC₁₋₆alkyl; C₁₋₆alkylpiperazinyl; C₁₋₆alkylpiperazinylC₁₋₆alkyloxy;
C₁₋₆alkylpiperazinylC₁₋₆alkyl; C₁₋₆alkylpiperazinylsulfonyl;
aminosulfonylpiperazinylC₁₋₆alkyloxy; aminosulfonylpiperazinyl;
aminosulfonylpiperazinylC₁₋₆alkyl; di(C₁₋₆alkyl)aminosulfonylpiperazinyl;
di(C₁₋₆alkyl)aminosulfonylpiperazinylC₁₋₆alkyl; hydroxyC₁₋₆alkylpiperazinyl;
hydroxyC₁₋₆alkylpiperazinylC₁₋₆alkyl; C₁₋₆alkyloxypiperidinyl;
C₁₋₆alkyloxypiperidinylC₁₋₆alkyl; hydroxyC₁₋₆alkyloxyC₁₋₆alkylpiperazinyl;
hydroxyC₁₋₆alkyloxyC₁₋₆alkylpiperazinylC₁₋₆alkyl;
(hydroxyC₁₋₆alkyl)(C₁₋₆alkyl)amino; (hydroxyC₁₋₆alkyl)(C₁₋₆alkyl)aminoC₁₋₆alkyl
pyrrolidinylC₁₋₆alkyloxy; pyrazolyl; thiopyrazolyl; pyrazolyl substituted with two
substituents selected from C₁₋₆alkyl or trihaloC₁₋₆alkyl; pyridinyl; pyridinyl
substituted with C₁₋₆alkyloxy or aryl; pyrimidinyl; quinolinyl; indole; phenyl;

phenyl substituted with one, two or three substituents independently selected from halo, amino, C₁₋₆alkyl, C₁₋₆alkyloxy, hydroxyC₁₋₄alkyl, trifluoromethyl, trifluoromethyloxy, hydroxyC₁₋₄alkyloxy, C₁₋₄alkyloxyC₁₋₄alkyloxy, aminoC₁₋₄alkyloxy, di(C₁₋₄alkyl)aminoC₁₋₄alkyloxy, di(C₁₋₄alkyl)amino, di(C₁₋₄alkyl)aminoC₁₋₄alkyl, di(C₁₋₄alkyl)aminoC₁₋₄alkyl(C₁₋₄alkyl)aminoC₁₋₄alkyl, piperidinylC₁₋₄alkyloxy, pyrrolidinylC₁₋₄alkyloxy, aminosulfonylpiperazinyl, aminosulfonylpiperazinylC₁₋₄alkyl, di(C₁₋₄alkyl)aminosulfonylpiperazinyl, di(C₁₋₄alkyl)aminosulfonylpiperazinylC₁₋₄alkyl, hydroxyC₁₋₄alkylpiperazinyl, hydroxyC₁₋₄alkylpiperazinylC₁₋₄alkyl, C₁₋₄alkyloxy piperidinyl, C₁₋₄alkyloxy piperidinylC₁₋₄alkyl, hydroxyC₁₋₄alkyloxyC₁₋₄alkylpiperazinyl, hydroxyC₁₋₄alkyloxyC₁₋₄alkylpiperazinylC₁₋₄alkyl, (hydroxyC₁₋₄alkyl)(C₁₋₄alkyl)amino, (hydroxyC₁₋₄alkyl)(C₁₋₄alkyl)aminoC₁₋₄alkyl, pyrrolidinylC₁₋₄alkyloxy, morpholinylC₁₋₄alkyloxy, morpholinylC₁₋₄alkyl, C₁₋₄alkylpiperazinyl, C₁₋₄alkylpiperazinylC₁₋₄alkyloxy, C₁₋₄alkylpiperazinylC₁₋₄alkyl, hydroxyC₁₋₄alkylamino, di(hydroxyC₁₋₄alkyl)amino, di(C₁₋₄alkyl)aminoC₁₋₄alkylamino, aminothiadiazolyl, aminosulfonylpiperazinylC₁₋₄alkyloxy, or thiophenylC₁₋₄alkylamino.

[0131] In some embodiments of the compound according to paragraph [0125], t is 0, m is 0 and:

R¹² is hydrogen, halo, hydroxy, amino, nitro, C₁₋₆alkyl, C₁₋₆alkyloxy, trifluoromethyl or di(C₁₋₆alkyl)amino;

-L- is a direct bond or a bivalent radical selected from C₁₋₆alkanediyl, C₁₋₆alkanediyl, amino or carbonyl;

R¹⁴ is hydrogen, hydroxy, amino, hydroxyC₁₋₆alkyl, C₁₋₆alkyl, C₁₋₆alkyloxy, arylC₁₋₆alkyl, aminocarbonyl, aminoC₁₋₆alkyl, C₁₋₆alkylaminoC₁₋₆alkyl or di(C₁₋₆alkyl)aminoC₁₋₆alkyl;

R¹⁵ is H;

—(A) is a radical selected from (a-1), (a-3), (a-4), (a-5), (a-6), (a-7), (a-8), (a-9),

(a-10), (a-11), (a-12), (a-13), (a-14), (a-15), (a-16), (a-17), (a-18), (a-19), (a-20), (a-21), (a-22), (a-23), (a-24), (a-25), (a-26), (a-28), (a-29), (a-30), (a-31), (a-32), (a-33), (a-34), (a-35), (a-36), (a-37), (a-38), (a-39), (a-40), (a-41), (a-42), (a-44), (a-45), (a-46), (a-47), (a-48) or (a-51);

each s is independently 0, 1, 2, 3 or 4;

R⁶ is hydrogen; halo; hydroxy; amino; nitro; trihaloC₁₋₆alkyl; trihaloC₁₋₆alkyloxy;

C₁₋₆alkyl; C₁₋₆alkyloxy; C₁₋₆alkylcarbonyl; C₁₋₆alkyloxycarbonyl;

C₁₋₆alkylsulfonyl; hydroxyC₁₋₆alkyl; aryloxy; di(C₁₋₆alkyl)amino; cyano;

thiophenyl; furanyl; furanyl substituted with hydroxyC₁₋₆alkyl; benzofuranyl;

imidazolyl; oxazolyl; oxazolyl substituted with aryl and C₁₋₆alkyl;

C₁₋₆alkyltriazolyl; tetrazolyl; pyrrolidinyl; pyrrolyl; morpholinyl;

C₁₋₆alkylmorpholinyl; piperazinyl;

C₁₋₆alkylpiperazinyl; hydroxyC₁₋₆alkylpiperazinyl;

C₁₋₆alkyloxypiperidinyl; pyrazoly; pyrazolyl substituted with one or two

substituents selected from C₁₋₆alkyl or trihaloC₁₋₆alkyl; pyridinyl; pyridinyl

substituted with C₁₋₆alkyloxy or aryl; pyrimidinyl; quinolinyl; indole; phenyl; or

phenyl substituted with one or two substituents independently selected from halo,

C₁₋₆alkyl, C₁₋₆alkyloxy or trifluoromethyl;

and R⁷ is hydrogen; halo; hydroxy; amino; nitro; trihaloC₁₋₆alkyl; trihaloC₁₋₆alkyloxy;



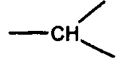
C₁₋₆alkyl; C₁₋₆alkyloxy; C₁₋₆alkylcarbonyl; C₁₋₆alkyloxycarbonyl;

C₁₋₆alkylsulfonyl; hydroxyC₁₋₆alkyl; aryloxy; di(C₁₋₆alkyl)amino; cyano; pyridinyl;

phenyl; or phenyl substituted with one or two substituents independently selected

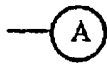
from halo, C₁₋₆alkyl, C₁₋₆alkyloxy or trifluoromethyl.

[0132] In some embodiments of the compound according to paragraph [0125],

n is 1; m is 0 or 1; t is 0,1 or 2; Q is , , or  ;

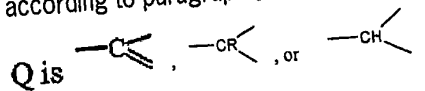
R¹² is hydrogen or C₁₋₆alkyl; -L- is a direct bond;

R¹⁴ and R¹⁵ are H;

 is a radical selected from (a-1), (a-20), (a-25), (a-27), (a-28), (a-29), (a-41) or (a-42); each s is independently 0, 1 or 2; and each R⁶ is independently selected from hydrogen, halo, C₁₋₆alkyl or C₁₋₆alkyloxy.


[0133] In some embodiments of the compound according to paragraph [0125],

n is 1; m is 0 or 1; t is 0, 1 or 2;

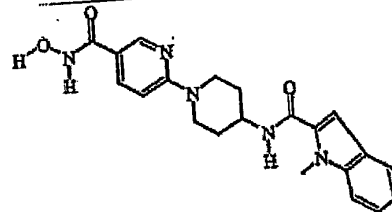
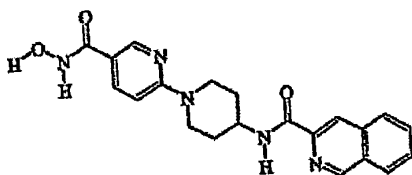
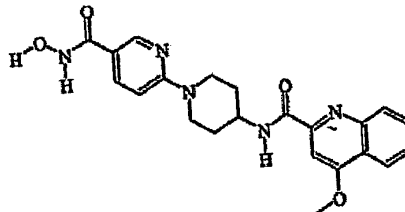
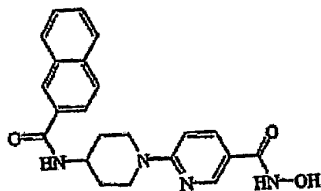
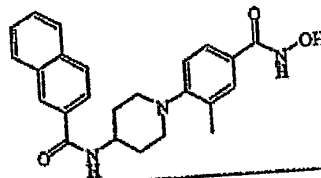
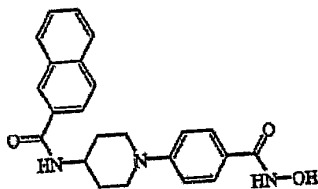


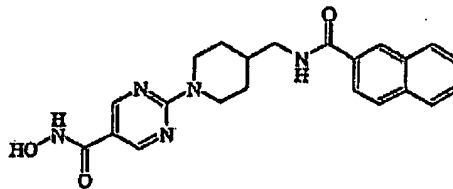
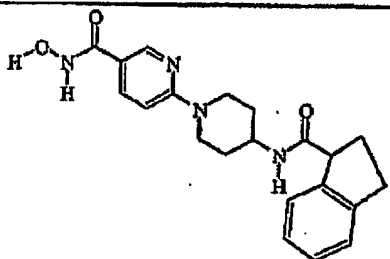
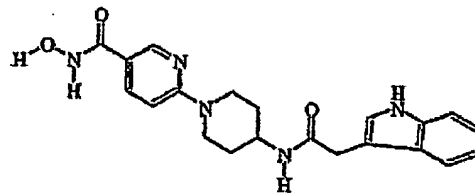
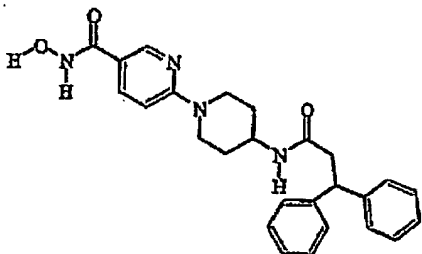
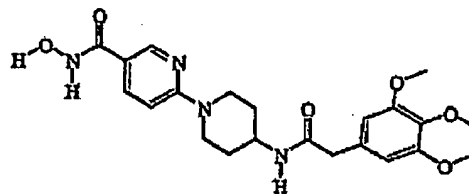
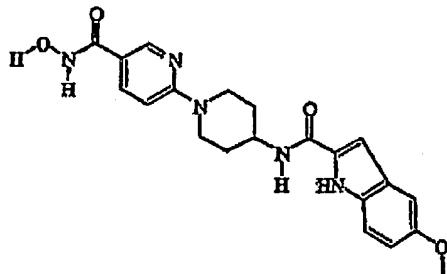
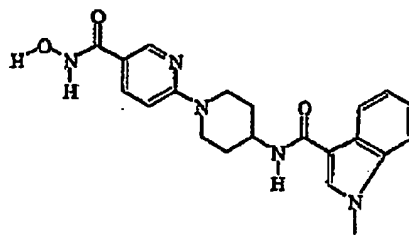
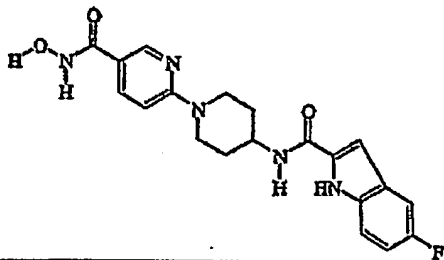
R¹² is hydrogen; -L- is a direct bond;

R¹⁴ and R¹⁵ are H;

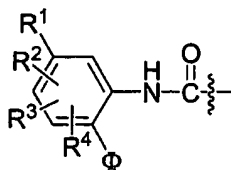
 is a radical selected from (a-1), (a-20), (a-27), (a-28), (a-29), (a-41) or (a-42); each s is independently 0, 1 or 2; and each R⁶ is independently selected from hydrogen, halo, C₁₋₆alkyl or C₁₋₆alkyloxy.

[0134] Particular embodiments of the compound according to paragraph [0125] include the following





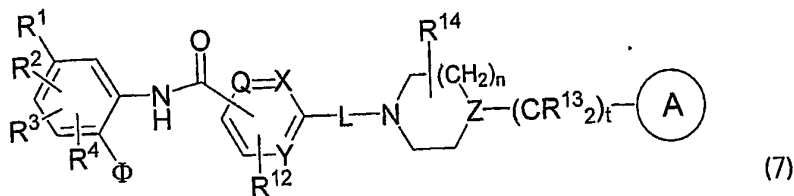
in which the terminal hydroxamic acid moiety (-C(O)-NH-OH) is replaced with



wherein Φ , R^1 , R^2 , R^3 , and R^4 are as defined in accordance with paragraph [0046], and preferably [0048] and [0049]:

[0135] In the compounds of paragraph [0125] - [0134], R^1 , R^2 , R^3 , and R^4 are preferably as defined in paragraphs [0048] and [0049]. In other embodiments of the compounds of paragraphs [0125] - [0134], R^1 , R^2 , R^3 , and R^4 are all H.

[0136] In another embodiment, the invention comprises compounds of the following structural formula (7):



or a pharmaceutically acceptable salt thereof, wherein

Φ is $-\text{NH}_2$ or $-\text{OH}$;

R^1 is H or as defined in paragraph [0046];

R^2 , R^3 , and R^4 are as defined in paragraph [0046];

n is 0, 1, 2 or 3 and when n is 0 then a direct bond is intended;

t is 0, 1, 2, 3 or 4 and when t is 0 then a direct bond is intended;

Q is nitrogen or or or

X is nitrogen or

Y is nitrogen or

Z is nitrogen or

R is selected from the group consisting of hydrogen, halogen, $-\text{NH}_2$, nitro, hydroxy, aryl, heterocyclyl, $\text{C}_3\text{-C}_8\text{-cycloalkyl}$, heteroaryl, $\text{C}_1\text{-C}_7\text{-alkyl}$, haloalkyl, $\text{C}_1\text{-C}_7\text{-alkenyl}$, $\text{C}_1\text{-C}_7\text{-alkynyl}$, $\text{C}_1\text{-C}_7\text{-acyl}$, $\text{C}_1\text{-C}_7\text{-alkyl-aryloxy}$, $\text{C}_1\text{-C}_7\text{-alkyl-arylsulfanyl}$, $\text{C}_1\text{-C}_7\text{-alkyl-arylsulfinyl}$, $\text{C}_1\text{-C}_7\text{-alkyl-arylsulfonyl}$, $\text{C}_1\text{-C}_7\text{-alkyl-arylaminosulfonyl}$, $\text{C}_1\text{-C}_7\text{-alkyl-arylamine}$, $\text{C}_1\text{-C}_7\text{-alkynyl-C(O)-amine}$, $\text{C}_1\text{-C}_7\text{-alkenyl-C(O)-amine}$, $\text{C}_1\text{-C}_7\text{-alkynyl-R}^9$, $\text{C}_1\text{-C}_7\text{-alkenyl-R}^9$ wherein R^9 is hydrogen, hydroxy, amino, $\text{C}_1\text{-C}_7\text{-alkyl}$ or $\text{C}_1\text{-C}_7\text{-alkoxy}$;

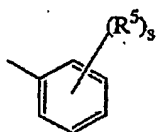
R^{12} is hydrogen, halo, hydroxy, amino, nitro, $\text{C}_{1-6}\text{-alkyl}$, $\text{C}_{1-6}\text{-alkyloxy}$, trifluoromethyl, $\text{di(C}_{1-6}\text{-alkyl)amino}$, hydroxyamino or naphthalenylsulfonylpyrazinyl;

-L- is a direct bond or a bivalent radical selected from C₁₋₆alkanediyl, C₁₋₆alkyloxy, amino, carbonyl or aminocarbonyl;

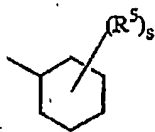
each R¹³ independently represents a hydrogen atom and one hydrogen atom can be replaced by a substituent selected from aryl;

R¹⁴ is hydrogen, hydroxy, amino, hydroxyc₁₋₆alkyl, C₁₋₆alkyl, C₁₋₆alkyloxy, arylC₁₋₆alkyl, aminocarbonyl, hydroxycarbonyl, aminoc₁₋₆alkyl, aminocarbonylc₁₋₆alkyl, hydroxycarbonylc₁₋₆alkyl, hydroxyaminocarbonyl, C₁₋₆alkyloxycarbonyl, C₁₋₆alkylaminoC₁₋₆alkyl or di(C₁₋₆alkyl)aminoC₁₋₆alkyl;

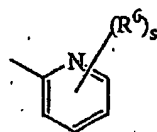
⊙ A is a radical selected from



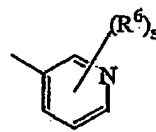
(a-1)



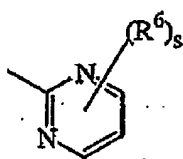
(a-2)



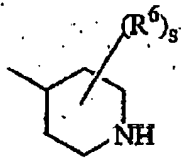
(a-3)



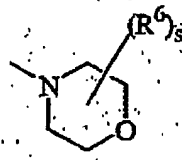
(a-4)



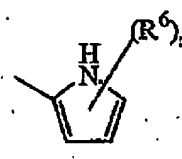
(a-5)



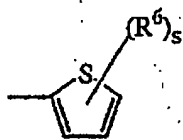
(a-6)



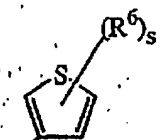
(a-7)



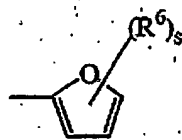
(a-8)



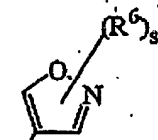
(a-9)



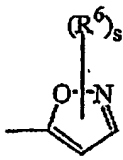
(a-10)



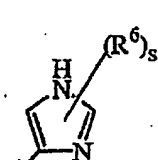
(a-11)



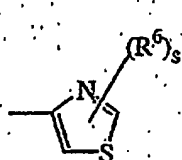
(a-12)



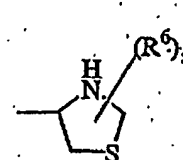
(a-13)



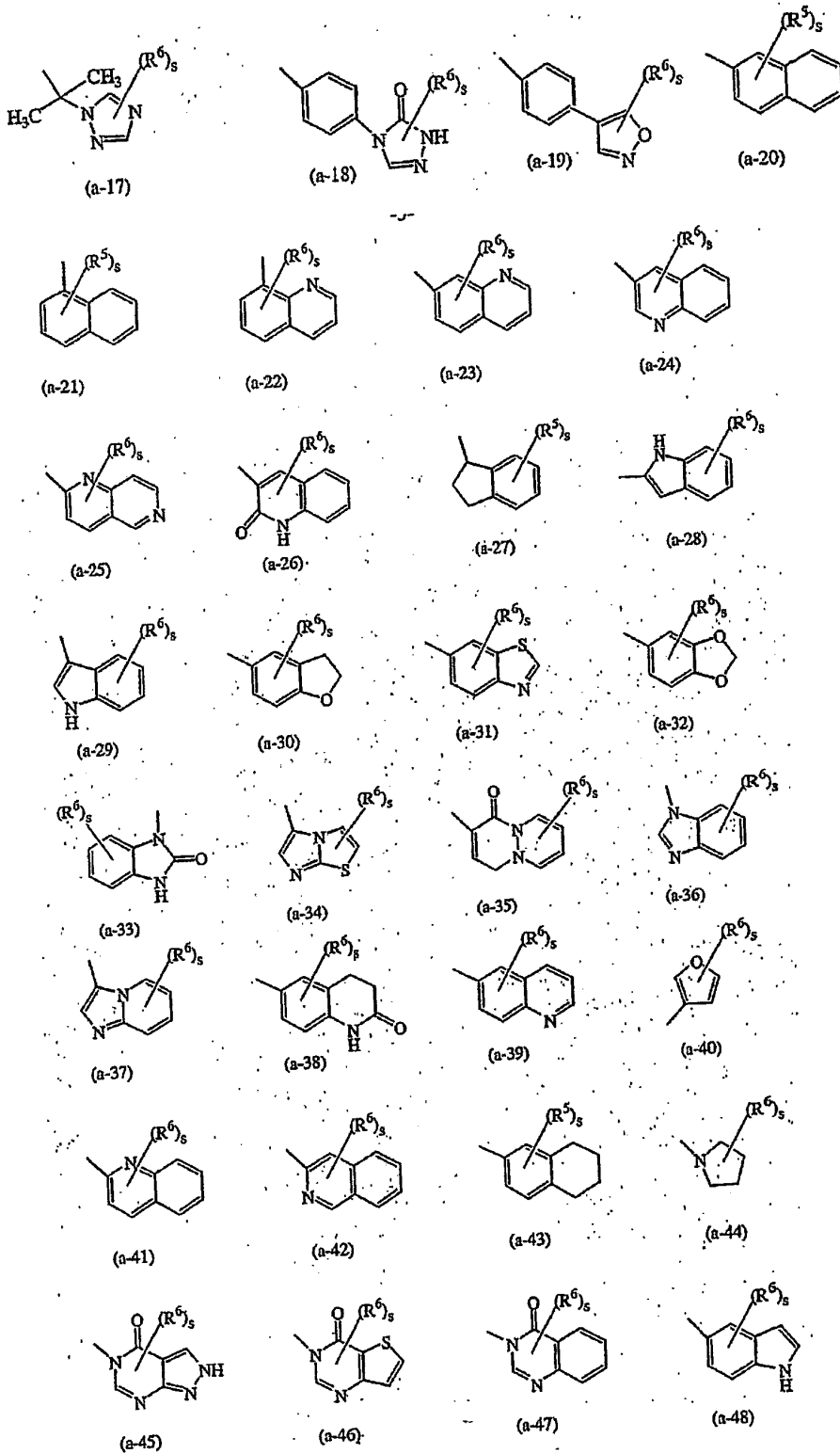
(a-14)

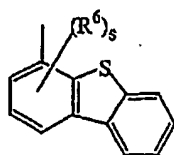


(a-15)

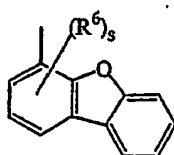


(a-16)

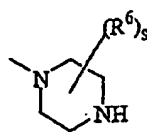




(a-49)



(a-50)



(a-51)

wherein each s is independently 0, 1, 2, 3, 4 or 5;

each R^5 and R^6 are independently selected from hydrogen; halo; hydroxy; amino; nitro; trihalo C_{1-6} alkyl; trihalo C_{1-6} alkyloxy; C_{1-6} alkyl; C_{1-6} alkyl substituted with aryl and C_{3-10} cycloalkyl; C_{1-6} alkyloxy; C_{1-6} alkyloxy C_{1-6} alkyloxy; C_{1-6} alkylcarbonyl; C_{1-6} alkyloxycarbonyl; C_{1-6} alkylsulfonyl; cyano C_{1-6} alkyl; hydroxy C_{1-6} alkyl; hydroxy C_{1-6} alkyloxy; hydroxy C_{1-6} alkylamino; amino C_{1-6} alkyloxy; di(C_{1-6} alkyl)aminocarbonyl; di(hydroxy C_{1-6} alkyl)amino; (aryl)(C_{1-6} alkyl)amino; di(C_{1-6} alkyl)amino C_{1-6} alkyloxy; di(C_{1-6} alkyl)amino C_{1-6} alkylamino; di(C_{1-6} alkyl)amino C_{1-6} alkylamino C_{1-6} alkyl; arylsulfonyl; arylsulfonylamino; aryloxy; aryloxy C_{1-6} alkyl; aryl C_{2-6} alkenediyl; di(C_{1-6} alkyl)amino; di(C_{1-6} alkyl)amino C_{1-6} alkyl; di(C_{1-6} alkyl)amino(C_{1-6} alkyl)amino; di(C_{1-6} alkyl)amino(C_{1-6} alkyl)amino C_{1-6} alkyl; di(C_{1-6} alkyl)amino C_{1-6} alkyl(C_{1-6} alkyl)amino; di(C_{1-6} alkyl)amino C_{1-6} alkyl(C_{1-6} alkyl)amino C_{1-6} alkyl; aminosulfonylamino(C_{1-6} alkyl)amino; aminosulfonylamino(C_{1-6} alkyl)amino C_{1-6} alkyl; di(C_{1-6} alkyl)aminosulfonylamino(C_{1-6} alkyl)amino;

di(C₁₋₆alkyl)aminosulfonylamino(C₁₋₆alkyl)aminoC₁₋₆alkyl; cyano; thiophenyl;
 thiophenyl substituted with di(C₁₋₆alkyl)aminoC₁₋₆alkyl(C₁₋₆alkyl)aminoC₁₋₆alkyl,
 di(C₁₋₆alkyl)aminoC₁₋₆alkyl, C₁₋₆alkylpiperazinylC₁₋₆alkyl,
 hydroxyC₁₋₆alkylpiperazinylC₁₋₆alkyl,
 hydroxyC₁₋₆alkyloxyC₁₋₆alkylpiperazinylC₁₋₆alkyl,
 di(C₁₋₆alkyl)aminosulfonylpiperazinylC₁₋₆alkyl,
 C₁₋₆alkyloxy piperidinyl, C₁₋₆alkyloxy piperidinylC₁₋₆alkyl, morpholinylC₁₋₆alkyl,
 hydroxyC₁₋₆alkyl(C₁₋₆alkyl)aminoC₁₋₆alkyl, or di(hydroxyC₁₋₆alkyl)aminoC₁₋₆alkyl;
 furanyl; furanyl substituted with hydroxyC₁₋₆alkyl; benzofuranyl; imidazolyl;
 oxazolyl; oxazolyl substituted with aryl and C₁₋₆alkyl; C₁₋₆alkyltriazolyl; tetrazolyl;
 pyrrolidinyl; pyrrolyl; piperidinylC₁₋₆alkyloxy; morpholinyl; C₁₋₆alkylmorpholinyl;
 morpholinylC₁₋₆alkyloxy;
 morpholinylC₁₋₆alkyl; morpholinylC₁₋₆alkylamino;
 morpholinylC₁₋₆alkylaminoC₁₋₆alkyl; piperazinyl; C₁₋₆alkylpiperazinyl;
 C₁₋₆alkylpiperazinylC₁₋₆alkyloxy; piperazinylC₁₋₆alkyl;
 naphthalenylsulfonylpiperazinyl; naphthalenylsulfonylpiperidinyl; naphthalenylsulfonyl;
 C₁₋₆alkylpiperazinylC₁₋₆alkyl; C₁₋₆alkylpiperazinylC₁₋₆alkylamino;
 C₁₋₆alkylpiperazinylC₁₋₆alkylaminoC₁₋₆alkyl; C₁₋₆alkylpiperazinylsulfonyl;
 aminosulfonylpiperazinylC₁₋₆alkyloxy; aminosulfonylpiperazinyl;
 aminosulfonylpiperazinylC₁₋₆alkyl; di(C₁₋₆alkyl)aminosulfonylpiperazinyl;
 di(C₁₋₆alkyl)aminosulfonylpiperazinylC₁₋₆alkyl; hydroxyC₁₋₆alkylpiperazinyl;
 hydroxyC₁₋₆alkylpiperazinylC₁₋₆alkyl; C₁₋₆alkyloxy piperidinyl;
 C₁₋₆alkyloxy piperidinylC₁₋₆alkyl; piperidinylaminoC₁₋₆alkylamino;
 piperidinylaminoC₁₋₆alkylaminoC₁₋₆alkyl;
 (C₁₋₆alkylpiperidinyl)(hydroxyC₁₋₆alkyl)aminoC₁₋₆alkylamino;
 (C₁₋₆alkylpiperidinyl)(hydroxyC₁₋₆alkyl)aminoC₁₋₆alkylaminoC₁₋₆alkyl;
 hydroxyC₁₋₆alkyloxyC₁₋₆alkylpiperazinyl;
 hydroxyC₁₋₆alkyloxyC₁₋₆alkylpiperazinylC₁₋₆alkyl;
 (hydroxyC₁₋₆alkyl)(C₁₋₆alkyl)amino; (hydroxyC₁₋₆alkyl)(C₁₋₆alkyl)aminoC₁₋₆alkyl;

hydroxyC₁₋₆alkylaminoC₁₋₆alkyl; di(hydroxyC₁₋₆alkyl)aminoC₁₋₆alkyl;
pyrrolidinylC₁₋₆alkyl; pyrrolidinylC₁₋₆alkyloxy; pyrazolyl; thiopyrazolyl; pyrazolyl
substituted with two substituents selected from C₁₋₆alkyl or trihaloC₁₋₆alkyl;
pyridinyl; pyridinyl substituted with C₁₋₆alkyloxy, aryloxy or aryl; pyrimidinyl;
tetrahydropyrimidinylpiperazinyl; tetrahydropyrimidinylpiperazinylC₁₋₆alkyl;
quinolinyl; indole; phenyl; phenyl substituted with one, two or three substituents
independently selected from halo, amino, nitro, C₁₋₆alkyl, C₁₋₆alkyloxy,
hydroxyC₁₋₄alkyl, trifluoromethyl, trifluoromethyloxy, hydroxyC₁₋₄alkyloxy,
C₁₋₄alkylsulfonyl, C₁₋₄alkyloxyC₁₋₄alkyloxy, C₁₋₄alkyloxycarbonyl,
aminoC₁₋₄alkyloxy, di(C₁₋₄alkyl)aminoC₁₋₄alkyloxy, di(C₁₋₄alkyl)amino,
di(C₁₋₄alkyl)aminocarbonyl, di(C₁₋₄alkyl)aminoC₁₋₄alkyl,
di(C₁₋₄alkyl)aminoC₁₋₄alkylaminoC₁₋₄alkyl,
di(C₁₋₄alkyl)amino(C₁₋₄alkyl)amino, di(C₁₋₄alkyl)amino(C₁₋₄alkyl)aminoC₁₋₄alkyl,
di(C₁₋₄alkyl)aminoC₁₋₄alkyl(C₁₋₄alkyl)amino,
di(C₁₋₄alkyl)aminoC₁₋₄alkyl(C₁₋₄alkyl)aminoC₁₋₄alkyl,
aminosulfonylamino(C₁₋₄alkyl)amino,
aminosulfonylamino(C₁₋₄alkyl)aminoC₁₋₄alkyl,
di(C₁₋₄alkyl)aminosulfonylamino(C₁₋₄alkyl)amino,
di(C₁₋₄alkyl)aminosulfonylamino(C₁₋₄alkyl)aminoC₁₋₆alkyl, cyano,
piperidinylC₁₋₄alkyloxy, pyrrolidinylC₁₋₄alkyloxy, aminosulfonylpiperazinyl,
aminosulfonylpiperazinylC₁₋₄alkyl, di(C₁₋₄alkyl)aminosulfonylpiperazinyl,
di(C₁₋₄alkyl)aminosulfonylpiperazinylC₁₋₄alkyl, hydroxyC₁₋₄alkylpiperazinyl,
hydroxyC₁₋₄alkylpiperazinylC₁₋₄alkyl, C₁₋₄alkyloxypiperidinyl,

C_{1-4} alkyloxypiperidinyl C_{1-4} alkyl, hydroxy C_{1-4} alkyloxy C_{1-4} alkylpiperazinyl,
 hydroxy C_{1-4} alkyloxy C_{1-4} alkylpiperazinyl C_{1-4} alkyl,
 (hydroxy C_{1-4} alkyl)(C_{1-4} alkyl)amino, (hydroxy C_{1-4} alkyl)(C_{1-4} alkyl)amino C_{1-4} alkyl,
 di(hydroxy C_{1-4} alkyl)amino, di(hydroxy C_{1-4} alkyl)amino C_{1-4} alkyl, furanyl, furanyl
 substituted with $-CH=CH-CH=CH-$, pyrrolidinyl C_{1-4} alkyl, pyrrolidinyl C_{1-4} alkyloxy,
 morpholiny, morpholiny C_{1-4} alkyloxy, morpholiny C_{1-4} alkyl,
 morpholiny C_{1-4} alkylamino, morpholiny C_{1-4} alkylamino C_{1-4} alkyl, piperazinyl,
 C_{1-4} alkylpiperazinyl, C_{1-4} alkylpiperazinyl C_{1-4} alkyloxy, piperazinyl C_{1-4} alkyl,
 C_{1-4} alkylpiperazinyl C_{1-4} alkyl, C_{1-4} alkylpiperazinyl C_{1-4} alkylamino,
 C_{1-4} alkylpiperazinyl C_{1-4} alkylamino C_{1-6} alkyl, tetrahydropyrimidinylpiperazinyl,
 tetrahydropyrimidinylpiperazinyl C_{1-4} alkyl, piperidinylamino C_{1-4} alkylamino,
 piperidinylamino C_{1-4} alkylamino C_{1-4} alkyl,
 (C_{1-4} alkylpiperidinyl)(hydroxy C_{1-4} alkyl)amino C_{1-4} alkylamino,
 (C_{1-4} alkylpiperidinyl)(hydroxy C_{1-4} alkyl)amino C_{1-4} alkylamino C_{1-4} alkyl,
 pyridinyl C_{1-4} alkyloxy,
 hydroxy C_{1-4} alkylamino, hydroxy C_{1-4} alkylamino C_{1-4} alkyl,
 di(C_{1-4} alkyl)amino C_{1-4} alkylamino, aminothiadiazoly,
 aminosulfonylpiperazinyl C_{1-4} alkyloxy, or thiophenyl C_{1-4} alkylamino;

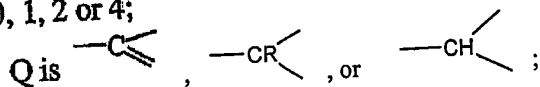
each R^5 and R^6 can be placed on the nitrogen in replacement of the hydrogen;

aryl in the above is phenyl, or phenyl substituted with one or more substituents each independently selected from halo, C_{1-6} alkyl, C_{1-6} alkyloxy, trifluoromethyl, cyano or hydroxycarbonyl.

[0137] Other embodiments of the compound according to paragraph [0136] are those in which one or more of the following apply (wherein each of R^2 , R^3 , and R^4 in this paragraph corresponds to R^{12} , R^{13} , and R^{14} , respectively, in paragraph [0136]):

n is 1 or 2;

t is 0, 1, 2 or 4;



R^2 is hydrogen or nitro;

-L- is a direct bond or a bivalent radical selected from C_{1-6} alkanediyl;

R^4 is hydrogen;

— $\text{\textcircled{A}}$ is a radical selected from (a-1), (a-2), (a-3), (a-5), (a-6), (a-11), (a-18), (a-20), (a-21), (a-32), (a-33), (a-47) or (a-51);

each s is independently 0, 1, 2, or 4;

each R^5 and R^6 are independently selected from hydrogen; halo; trihalo C_{1-6} alkyl;


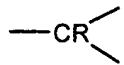
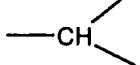
C_{1-6} alkyl; C_{1-6} alkyl substituted with aryl and C_{3-10} cycloalkyl; C_{1-6} alkyloxy;

C_{1-6} alkylcarbonyl; benzofuranyl; naphthalenylsulfonyl; pyridinyl substituted with aryloxy; phenyl; or phenyl substituted with one substituent independently selected from hydroxy C_{1-4} alkyl or morpholinyl C_{1-4} alkyl.

[0138] Other embodiments of the compound according to paragraph [0136] are those in which one or more of the following apply (wherein each of R^2 , R^3 , and R^4 in this paragraph corresponds to R^{12} , R^{13} , and R^{14} , respectively, in paragraph [0136]):

n is 1;

t is 0, 1 or 2;

Q is , , or ;

X is nitrogen;

Y is nitrogen;

R^2 is hydrogen;

-L- is a direct bond;

each R^3 independently represents a hydrogen atom;

R^4 is hydrogen;

— $\text{\textcircled{A}}$ is a radical selected from (a-6), (a-11), (a-20), (a-47) or (a-51);

each s is independently 0, 1, or 4;

each R^5 and R^6 are independently selected from hydrogen; C_{1-6} alkyl; C_{1-6} alkyloxy; naphthalenylsulfonyl; or phenyl substituted with hydroxy C_{1-4} alkyl or morpholinyl C_{1-4} alkyl.

[0139] Other embodiments of the compound according to paragraph [0136] L is a direct bond.

[0140] Other embodiments of the compound according to paragraph [0136] are those in which one or more of the following apply (wherein each of R², R³, and R⁴ in this paragraph corresponds to R¹², R¹³, and R¹⁴, respectively, in paragraph [0136]):

t is 1, 2, 3, or 4;

R² is hydrogen, halo, hydroxy, amino, nitro, C₁₋₆alkyl, C₁₋₆alkyloxy, trifluoromethyl or di(C₁₋₆alkyl)amino;

-L- is a direct bond or a bivalent radical selected from C₁₋₆alkanediyl,

C₁₋₆alkanediyoxy, amino or carbonyl;

R⁴ is hydrogen, hydroxy, amino, hydroxyC₁₋₆alkyl, C₁₋₆alkyl, C₁₋₆alkyloxy, arylC₁₋₆alkyl, aminocarbonyl, aminoC₁₋₆alkyl, C₁₋₆alkylaminoC₁₋₆alkyl or di(C₁₋₆alkyl)aminoC₁₋₆alkyl;

—(A) is a radical selected from (a-1), (a-3), (a-4), (a-5), (a-6), (a-7), (a-8), (a-9), (a-10), (a-11), (a-12), (a-13), (a-14), (a-15), (a-16), (a-17), (a-18), (a-19), (a-20), (a-21), (a-22), (a-23), (a-24), (a-25), (a-26), (a-28), (a-29), (a-30), (a-31), (a-32), (a-33), (a-34), (a-35), (a-36), (a-37), (a-38), (a-39), (a-40), (a-41), (a-42), (a-44), (a-45), (a-46), (a-47), (a-48) and (a-51);

each s is independently 0, 1, 2, 3 or 4;

R⁵ is hydrogen; halo; hydroxy; amino; nitro; trihaloC₁₋₆alkyl; trihaloC₁₋₆alkyloxy;

C₁₋₆alkyl; C₁₋₆alkyloxy; C₁₋₆alkylcarbonyl; C₁₋₆alkyloxycarbonyl;

C₁₋₆alkylsulfonyl; hydroxyC₁₋₆alkyl; aryloxy; di(C₁₋₆alkyl)amino; cyano;

thiophenyl; furanyl; furanyl substituted with hydroxyC₁₋₆alkyl; benzofuranyl;

imidazolyl; oxazolyl; oxazolyl substituted with aryl and C₁₋₆alkyl;

C₁₋₆alkyltriazolyl; tetrazolyl; pyrrolidinyl; pyrrolyl; morpholinyl;

C₁₋₆alkylmorpholinyl; piperazinyl;

C₁₋₆alkylpiperazinyl; hydroxyC₁₋₆alkylpiperazinyl;

C₁₋₆alkyloxypiperidinyl; pyrazolyl; pyrazolyl substituted with one or two

substituents selected from C₁₋₆alkyl or trihaloC₁₋₆alkyl; pyridinyl; pyridinyl

substituted with C₁₋₆alkyloxy, aryloxy or aryl; pyrimidinyl; quinolinyl; indole;

phenyl; or phenyl substituted with one or two substituents independently selected

from halo, C₁₋₆alkyl, C₁₋₆alkyloxy or trifluoromethyl;

R^6 is hydrogen; halo; hydroxy; amino; nitro; trihalo C_{1-6} alkyl; trihalo C_{1-6} alkyloxy; C_{1-6} alkyl; C_{1-6} alkyloxy; C_{1-6} alkylcarbonyl; C_{1-6} alkyloxycarbonyl;

C_{1-6} alkylsulfonyl; hydroxy C_{1-6} alkyl; aryloxy; di(C_{1-6} alkyl)amino; cyano; pyridinyl; phenyl; or phenyl substituted with one or two substituents independently selected from halo, C_{1-6} alkyl, C_{1-6} alkyloxy or trifluoromethyl.

[0141] Other embodiments of the compound according to paragraph [0136] include those in which the following are true (wherein each of R^2 , R^3 , and R^4 in this paragraph corresponds to R^{12} , R^{13} , and R^{14} , respectively, in paragraph [0136]):

t is 1, 2, 3, or 4;

R^2 is hydrogen, halo, hydroxy, amino, nitro, C_{1-6} alkyl, C_{1-6} alkyloxy, trifluoromethyl or di(C_{1-6} alkyl)amino;

-L- is a direct bond or a bivalent radical selected from C_{1-6} alkanediyl, C_{1-6} alkanedyloxy, amino or carbonyl;

R^4 is hydrogen, hydroxy, amino, hydroxy C_{1-6} alkyl, C_{1-6} alkyl, C_{1-6} alkyloxy, aryl C_{1-6} alkyl, aminocarbonyl, amino C_{1-6} alkyl, C_{1-6} alkylamino C_{1-6} alkyl or di(C_{1-6} alkyl)amino C_{1-6} alkyl;

(A) is a radical selected from (a-1), (a-3), (a-4), (a-5), (a-6), (a-7), (a-8), (a-9), (a-10), (a-11), (a-12), (a-13), (a-14), (a-15), (a-16), (a-17), (a-18), (a-19), (a-20), (a-21), (a-22), (a-23), (a-24), (a-25), (a-26), (a-28), (a-29), (a-30), (a-31), (a-32), (a-33), (a-34), (a-35), (a-36), (a-37), (a-38), (a-39), (a-40), (a-41), (a-42), (a-44), (a-45), (a-46), (a-47), (a-48) and (a-51);

each s is independently 0, 1, 2, 3 or 4;

R⁵ is hydrogen; halo; hydroxy; amino; nitro; trihaloC₁₋₆alkyl; trihaloC₁₋₆alkyloxy; C₁₋₆alkyl; C₁₋₆alkyloxy; C₁₋₆alkylcarbonyl; C₁₋₆alkyloxycarbonyl; C₁₋₆alkylsulfonyl; hydroxyC₁₋₆alkyl; aryloxy; di(C₁₋₆alkyl)amino; cyano; thiophenyl; furanyl; furanyl substituted with hydroxyC₁₋₆alkyl; benzofuranyl; imidazolyl; oxazolyl; oxazolyl substituted with aryl and C₁₋₆alkyl; C₁₋₆alkyltriazolyl; tetrazolyl; pyrrolidinyl; pyrrolyl; morpholinyl; C₁₋₆alkylmorpholinyl; piperazinyl; C₁₋₆alkylpiperazinyl; hydroxyC₁₋₆alkylpiperazinyl; C₁₋₆alkyloxypiperidinyl; pyrazolyl; pyrazolyl substituted with one or two substituents selected from C₁₋₆alkyl or trihaloC₁₋₆alkyl; pyridinyl; pyridinyl substituted with C₁₋₆alkyloxy, aryloxy or aryl; pyrimidinyl; quinolinyl; indole; phenyl; or phenyl substituted with one or two substituents independently selected from halo, C₁₋₆alkyl, C₁₋₆alkyloxy or trifluoromethyl;

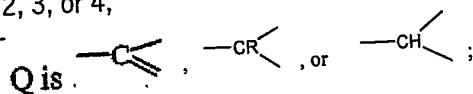
R⁶ is hydrogen; halo; hydroxy; amino; nitro; trihaloC₁₋₆alkyl; trihaloC₁₋₆alkyloxy;

C₁₋₆alkyl; C₁₋₆alkyloxy; C₁₋₆alkylcarbonyl; C₁₋₆alkyloxycarbonyl; C₁₋₆alkylsulfonyl; hydroxyC₁₋₆alkyl; aryloxy; di(C₁₋₆alkyl)amino; cyano; pyridinyl; phenyl; or phenyl substituted with one or two substituents independently selected from halo, C₁₋₆alkyl, C₁₋₆alkyloxy or trifluoromethyl.

[0142] Other embodiments of the compound according to paragraph [0136] are the following (wherein each of R², R³, and R⁴ in this paragraph corresponds to R¹², R¹³, and R¹⁴, respectively, in paragraph [0136]):

n is 1 or 2;

t is 1, 2, 3, or 4;



R² is H or nitro:

-L- is a direct bond or a bivalent radical selected from C₁₋₆alkanediy; R⁴ is

hydrogen; $\text{---}\text{A}$ is a radical selected from (a-1), (a-2), (a-3), (a-5), (a-6), (a-11), (a-18), (a-20), (a-21), (a-32), (a-33), (a-47) or (a-51); each s is independently 0, 1, 2, or 4; each R^5 and R^6 are independently selected from hydrogen; halo; trihalo C_{1-6} alkyl; C_{1-6} alkyl; C_{1-6} alkyl substituted with aryl and C_{3-10} cycloalkyl; C_{1-6} alkyloxy; C_{1-6} alkylcarbonyl; benzofuranyl; naphthalenylsulfonyl; pyridinyl substituted with aryloxy; phenyl; or phenyl substituted with one substituent independently selected from hydroxy C_{1-4} alkyl or morpholinyl C_{1-4} alkyl.

[0143] Other embodiments of the compound according to paragraph [0136] are the following (wherein each of R^2 , R^3 , and R^4 in this paragraph corresponds to R^{12} , R^{13} , and R^{14} , respectively, in paragraph [0136]):

n is 1;

t is 0 or 1;

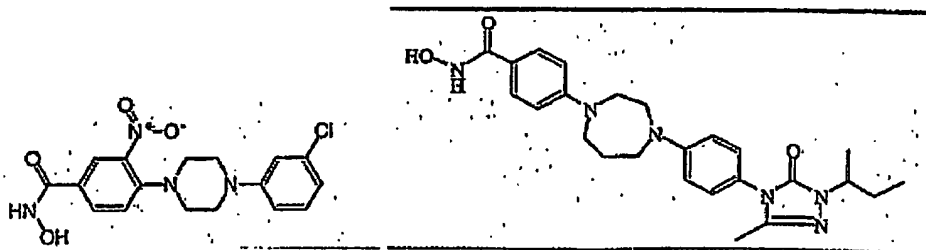
X is nitrogen; Y is nitrogen;

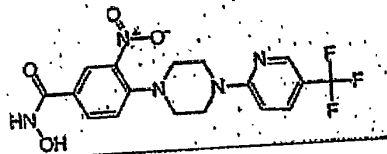
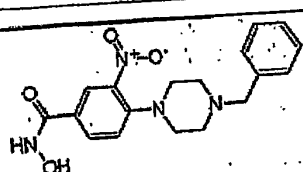
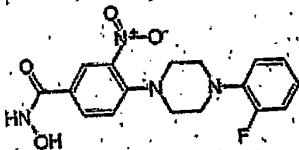
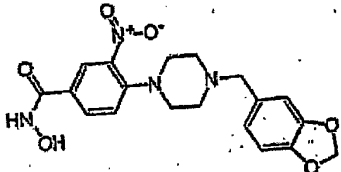
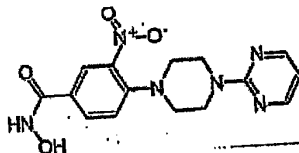
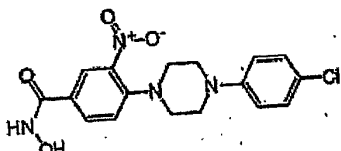
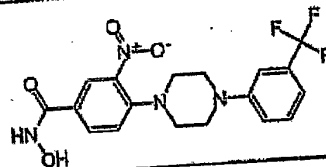
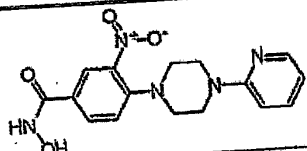
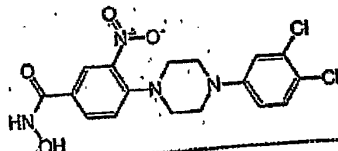
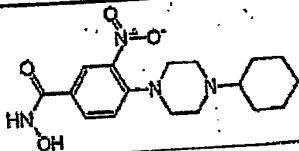
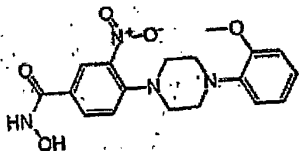
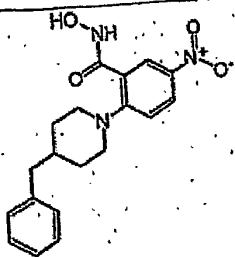
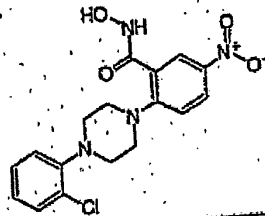
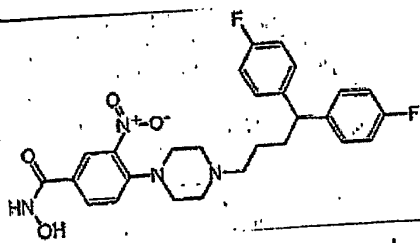
Q is $\text{---}\text{C}=\text{C}$, $\text{---}\text{CR}$, or $\text{---}\text{CH}$;

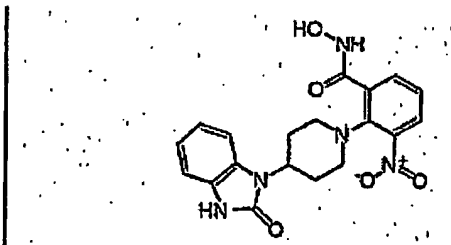
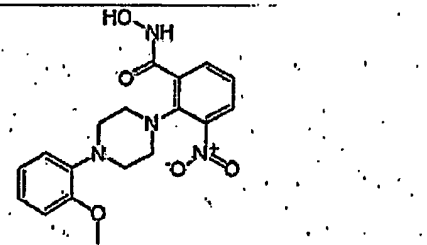
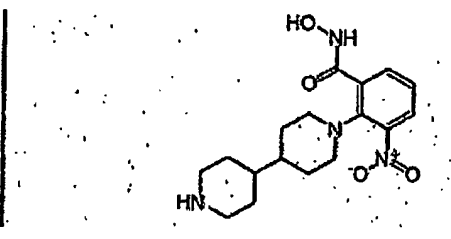
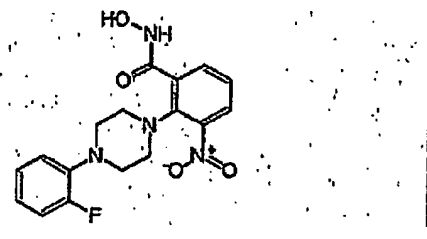
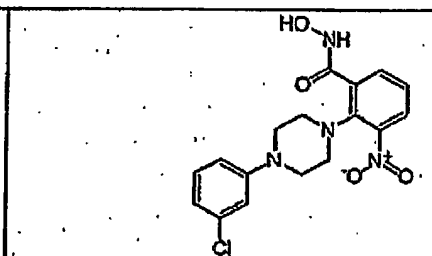
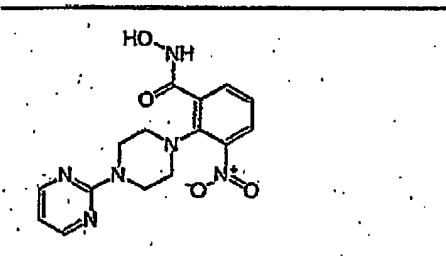
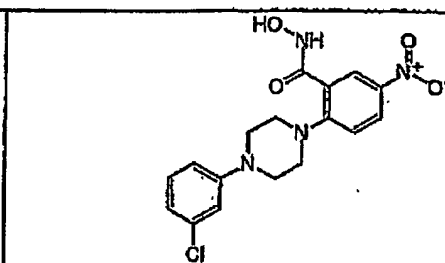
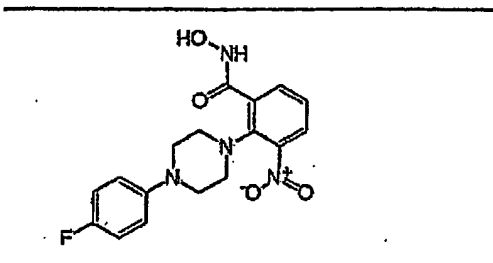
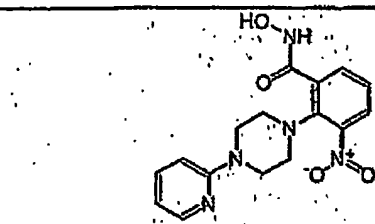
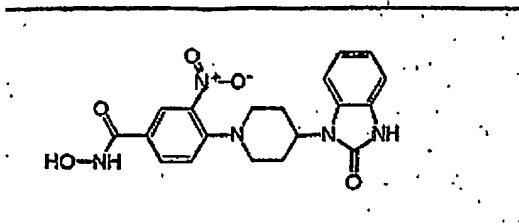
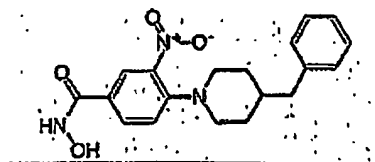
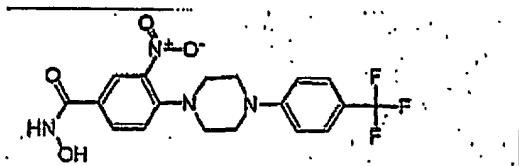
R^2 is hydrogen; $\text{---}L\text{---}$ is a direct bond; each R^3 independently

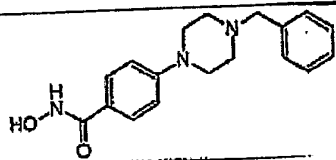
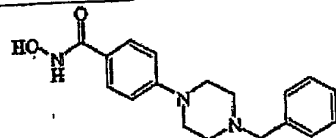
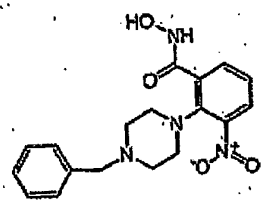
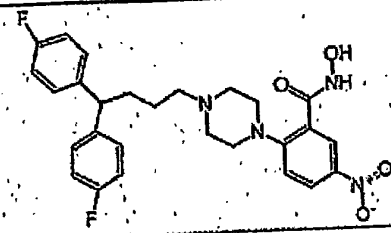
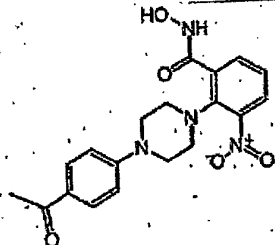
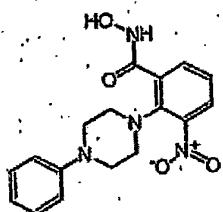
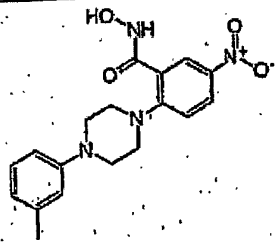
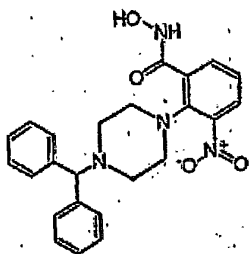
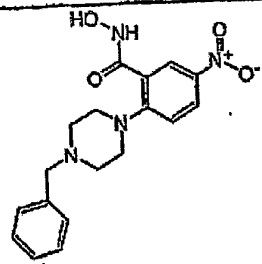
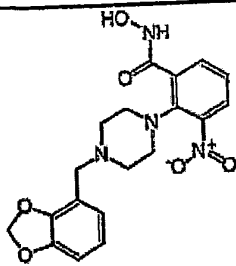
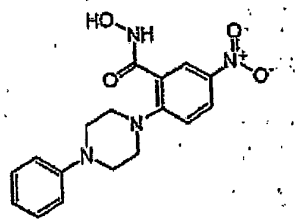
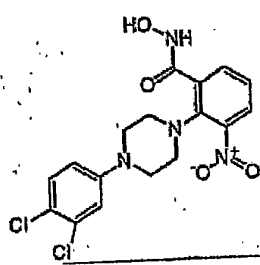
represents a hydrogen atom; R^4 is hydrogen; $\text{---}\text{A}$ is a radical selected from (a-6), (a-11), (a-20), (a-47) or (a-51); each s is independently 0, 1, or 4; and each R^5 and R^6 are independently selected from hydrogen; C_{1-6} alkyl; C_{1-6} alkyloxy; naphthalenylsulfonyl; or aryl substituted with hydroxy C_{1-4} alkyl or morpholinyl C_{1-4} alkyl.

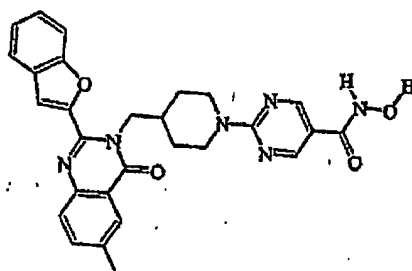
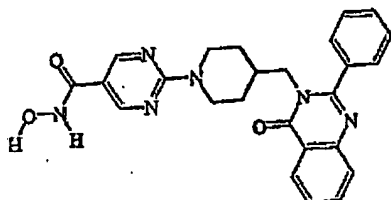
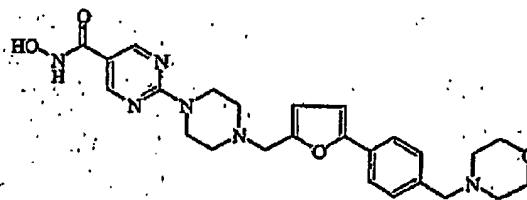
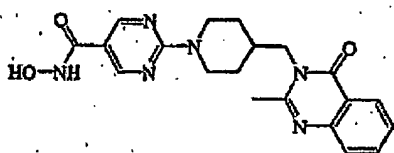
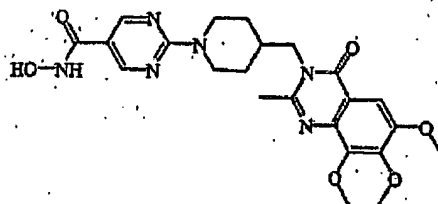
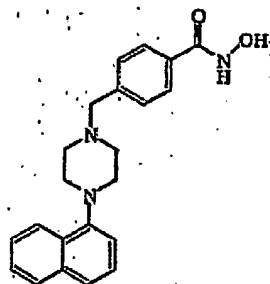
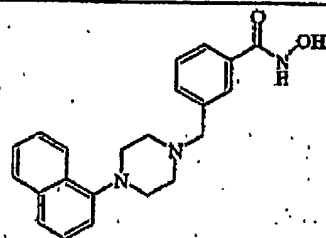
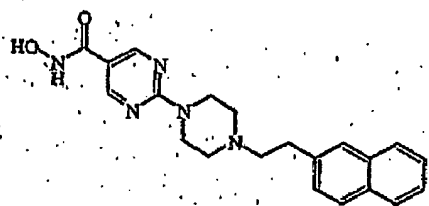
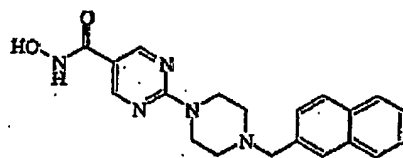
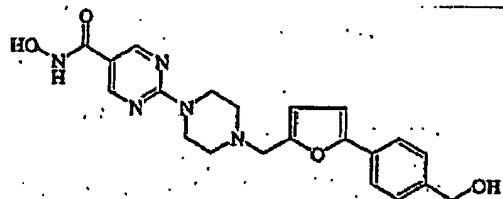
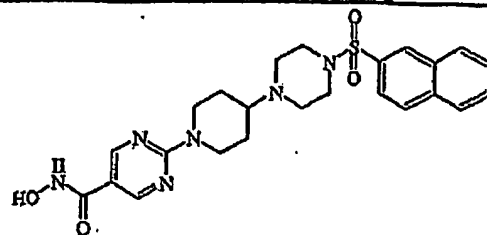
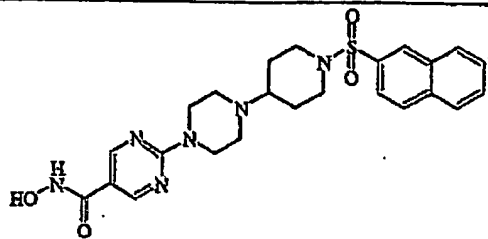
[0144] Particular embodiments of the compound according to paragraph [0136] include the following

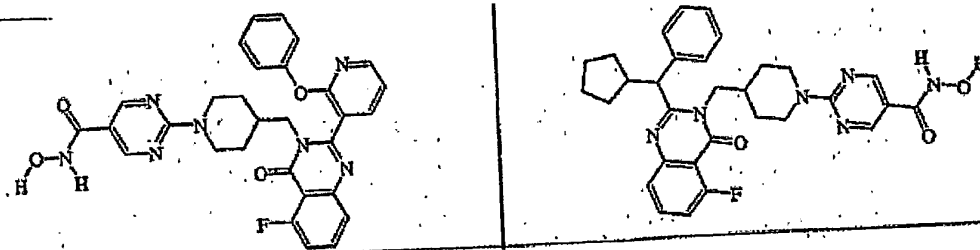




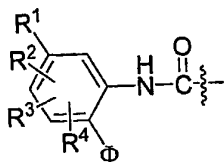








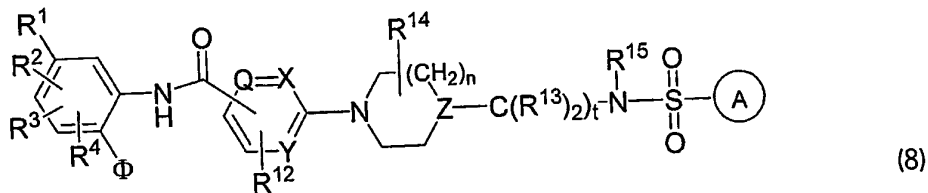
in which the terminal hydroxamic acid moiety (-C(O)-NH-OH) is replaced with



wherein Φ, R¹, R², R³, and R⁴ are as defined in accordance with paragraph [0046], and preferably [0048] and [0049]:

[0145] In the compounds of paragraphs [0136] - [0144], R¹, R², R³, and R⁴ are preferably as defined in paragraphs [0048] and [0049]. In other embodiments of the compounds of paragraphs [0136] - [0144], R¹, R², R³, and R⁴ are all H.

[0146] In another embodiment, the invention comprises compounds of the following structural formula (8):



or a pharmaceutically acceptable salt thereof, wherein

Φ is -NH₂ or -OH;

R¹ is H or as defined in paragraph [0046];

R², R³, and R⁴ are as defined in paragraph [0046];

n is 0, 1, 2 or 3 and when n is 0 then a direct bond is intended;

t is 0, 1, 2, 3 or 4 and when t is 0 then a direct bond is intended;

Q is nitrogen or $\text{—C}=\text{C}$, —CR , or —CH ;

X is nitrogen or $\text{—C}=\text{C}$;

Y is nitrogen or $\text{—C}=\text{C}$;

Z is nitrogen or —CH ;

R is selected from the group consisting of hydrogen, halogen, —NH_2 , nitro, hydroxy, aryl, heterocyclyl, $\text{C}_3\text{—C}_8\text{—cycloalkyl}$, heteroaryl, $\text{C}_1\text{—C}_7\text{—alkyl}$, haloalkyl, $\text{C}_1\text{—C}_7\text{—alkenyl}$, $\text{C}_1\text{—C}_7\text{—alkynyl}$, $\text{C}_1\text{—C}_7\text{—acyl}$, $\text{C}_1\text{—C}_7\text{—alkyl-aryloxy}$, $\text{C}_1\text{—C}_7\text{—alkyl-arylsulfanyl}$, $\text{C}_1\text{—C}_7\text{—alkyl-arylsulfinyl}$, $\text{C}_1\text{—C}_7\text{—alkyl-arylsulfonyl}$, $\text{C}_1\text{—C}_7\text{—alkyl-arylamino}$, $\text{C}_1\text{—C}_7\text{—alkyl-arylamine}$, $\text{C}_1\text{—C}_7\text{—alkynyl-C(O)-amine}$, $\text{C}_1\text{—C}_7\text{—alkenyl-C(O)-amine}$, $\text{C}_1\text{—C}_7\text{—alkynyl-R}^9$, $\text{C}_1\text{—C}_7\text{—alkenyl-R}^9$ wherein R^9 is hydrogen, hydroxy, amino, $\text{C}_1\text{—C}_7\text{—alkyl}$ or $\text{C}_1\text{—C}_7\text{—alkoxy}$;

R^{12} is hydrogen, halo, hydroxy, amino, nitro, $\text{C}_1\text{—C}_6\text{—alkyl}$, $\text{C}_1\text{—C}_6\text{—alkyloxy}$, trifluoromethyl, $\text{di(C}_1\text{—C}_6\text{—alkyl)amino}$, hydroxyamino or naphthalenylsulfonylpyrazinyl;

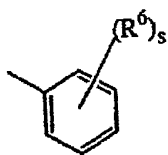
each R^{13} independently represents a hydrogen atom and one hydrogen atom can be replaced by a substituent selected from aryl;

R^{14} is hydrogen, hydroxy, amino, hydroxy $\text{C}_1\text{—C}_6\text{—alkyl}$, $\text{C}_1\text{—C}_6\text{—alkyl}$, $\text{C}_1\text{—C}_6\text{—alkyloxy}$, aryl $\text{C}_1\text{—C}_6\text{—alkyl}$, aminocarbonyl, hydroxycarbonyl, amino $\text{C}_1\text{—C}_6\text{—alkyl}$, aminocarbonyl $\text{C}_1\text{—C}_6\text{—alkyl}$, hydroxycarbonyl $\text{C}_1\text{—C}_6\text{—alkyl}$, hydroxyaminocarbonyl, $\text{C}_1\text{—C}_6\text{—alkyloxycarbonyl}$, $\text{C}_1\text{—C}_6\text{—alkylaminoC}_1\text{—C}_6\text{—alkyl}$ or $\text{di(C}_1\text{—C}_6\text{—alkyl)aminoC}_1\text{—C}_6\text{—alkyl}$;

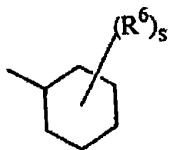
R^{15} is hydrogen, $\text{C}_1\text{—C}_6\text{—alkyl}$, $\text{C}_3\text{—C}_{10}\text{—cycloalkyl}$, hydroxy $\text{C}_1\text{—C}_6\text{—alkyl}$, $\text{C}_1\text{—C}_6\text{—alkyloxyC}_1\text{—C}_6\text{—alkyl}$, $\text{di(C}_1\text{—C}_6\text{—alkyl)aminoC}_1\text{—C}_6\text{—alkyl}$ or aryl;

WO 2005/030705

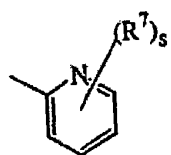
(A) is a radical selected from



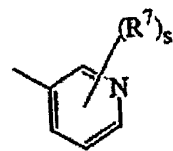
(a-1)



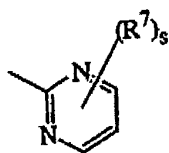
(a-2)



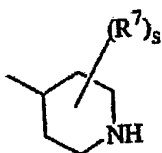
(a-3)



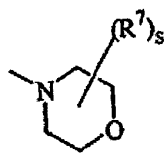
(a-4)



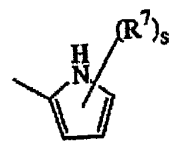
(a-5)



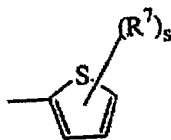
(a-6)



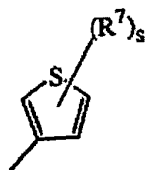
(a-7)



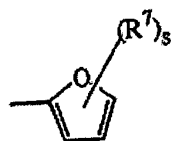
(a-8)



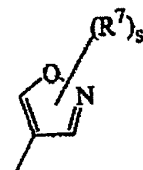
(a-9)



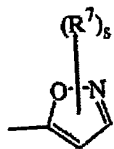
(a-10)



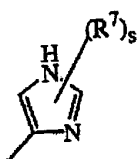
(a-11)



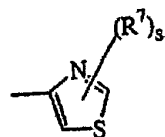
(a-12)



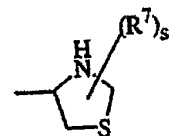
(a-13)



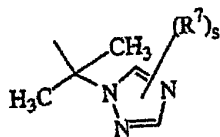
(a-14)



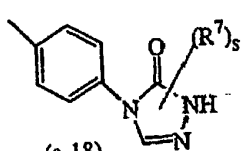
(a-15)



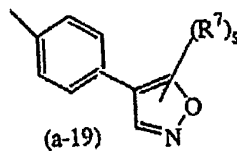
(a-16)



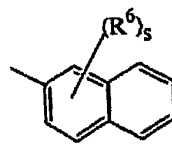
(a-17)



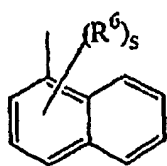
(a-18)



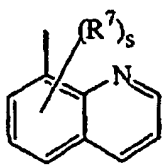
(a-19)



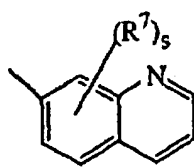
(a-20)



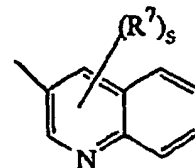
(a-21)



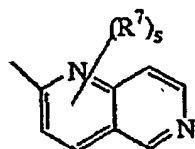
(a-22)



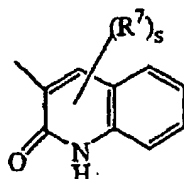
(a-23)



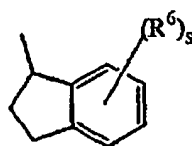
(a-24)



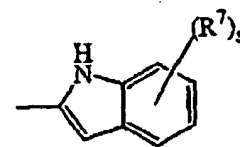
(a-25)



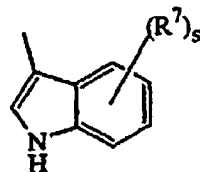
(a-26)



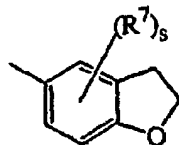
(a-27)



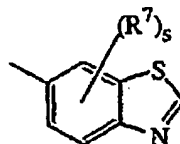
(a-28)



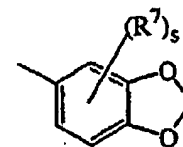
(a-29)



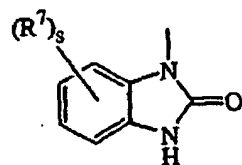
(a-30)



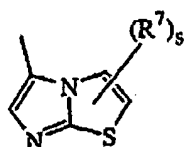
(a-31)



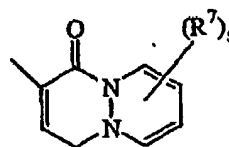
(a-32)



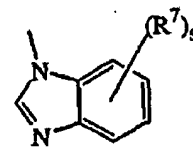
(a-33)



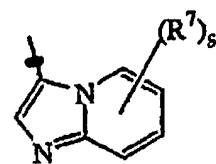
(a-34)



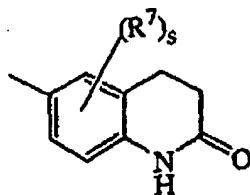
(a-35)



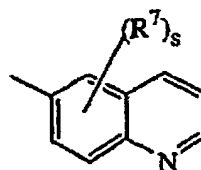
(a-36)



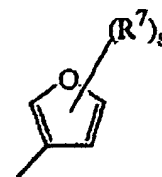
(a-37)



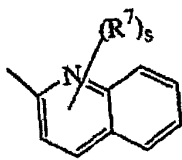
(a-38)



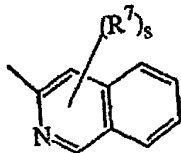
(a-39)



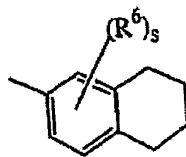
(a-40)



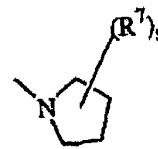
(a-41)



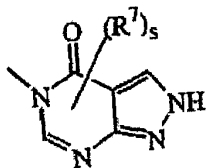
(a-42)



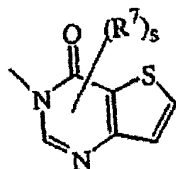
(a-43)



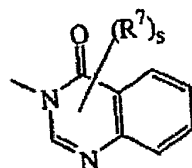
(a-44)



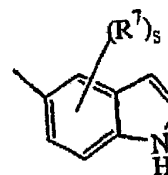
(a-45)



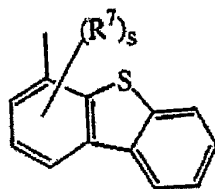
(a-46)



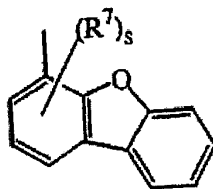
(a-47)



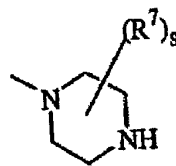
(a-48)



(a-49)



(a-50)



(a-51)

wherein each s is independently 0, 1, 2, 3, 4 or 5;
each R⁶ and R⁷ are independently selected from hydrogen; halo; hydroxy; amino; nitro;
trihaloC₁₋₆alkyl; trihaloC₁₋₆alkyloxy; C₁₋₆alkyl; C₁₋₆alkyl substituted with aryl and
C₃₋₁₀cycloalkyl; C₁₋₆alkyloxy; C₁₋₆alkyloxyC₁₋₆alkyloxy; C₁₋₆alkylcarbonyl;
C₁₋₆alkyloxycarbonyl; C₁₋₆alkylsulfonyl; cyanoC₁₋₆alkyl; hydroxyC₁₋₆alkyl;
hydroxyC₁₋₆alkyloxy; hydroxyC₁₋₆alkylamino; aminoC₁₋₆alkyloxy;
di(C₁₋₆alkyl)aminocarbonyl; di(hydroxyC₁₋₆alkyl)amino; (aryl)(C₁₋₆alkyl)amino;
di(C₁₋₆alkyl)aminoC₁₋₆alkyloxy; di(C₁₋₆alkyl)aminoC₁₋₆alkylamino;
di(C₁₋₆alkyl)aminoC₁₋₆alkylaminoC₁₋₆alkyl; arylsulfonyl; arylsulfonylamino;
aryloxy; aryloxyC₁₋₆alkyl; arylC₂₋₆alkenediyl; di(C₁₋₆alkyl)amino;
di(C₁₋₆alkyl)aminoC₁₋₆alkyl; di(C₁₋₆alkyl)amino(C₁₋₆alkyl)amino;
di(C₁₋₆alkyl)amino(C₁₋₆alkyl)aminoC₁₋₆alkyl;
di(C₁₋₆alkyl)aminoC₁₋₆alkyl(C₁₋₆alkyl)amino;
di(C₁₋₆alkyl)aminoC₁₋₆alkyl(C₁₋₆alkyl)aminoC₁₋₆alkyl;
aminosulfonylamino(C₁₋₆alkyl)amino;
aminosulfonylamino(C₁₋₆alkyl)aminoC₁₋₆alkyl;
di(C₁₋₆alkyl)aminosulfonylamino(C₁₋₆alkyl)amino;
di(C₁₋₆alkyl)aminosulfonylamino(C₁₋₆alkyl)aminoC₁₋₆alkyl; cyano; thiophenyl;
thiophenyl substituted with di(C₁₋₆alkyl)aminoC₁₋₆alkyl(C₁₋₆alkyl)aminoC₁₋₆alkyl,
di(C₁₋₆alkyl)aminoC₁₋₆alkyl, C₁₋₆alkylpiperazinylC₁₋₆alkyl,

hydroxyC₁₋₆alkylpiperazinylC₁₋₆alkyl,
hydroxyC₁₋₆alkyloxyC₁₋₆alkylpiperazinylC₁₋₆alkyl,
di(C₁₋₆alkyl)aminosulfonylpiperazinylC₁₋₆alkyl,
C₁₋₆alkyloxy piperidinyl, C₁₋₆alkyloxy piperidinylC₁₋₆alkyl, morpholinylC₁₋₆alkyl,
hydroxyC₁₋₆alkyl(C₁₋₆alkyl)aminoC₁₋₆alkyl, or di(hydroxyC₁₋₆alkyl)aminoC₁₋₆alkyl;
furanyl; furanyl substituted with hydroxyC₁₋₆alkyl; benzofuranyl; imidazolyl;
oxazolyl; oxazolyl substituted with aryl and C₁₋₆alkyl; C₁₋₆alkyltriazolyl; tetrazolyl;
pyrrolidinyl; pyrrolyl; piperidinylC₁₋₆alkyloxy; morpholinyl; C₁₋₆alkylmorpholinyl;
morpholinylC₁₋₆alkyloxy; morpholinylC₁₋₆alkyl; morpholinylC₁₋₆alkylamino;
morpholinylC₁₋₆alkylaminoC₁₋₆alkyl; piperazinyl; C₁₋₆alkylpiperazinyl;
C₁₋₆alkylpiperazinylC₁₋₆alkyloxy; piperazinylC₁₋₆alkyl;
naphtalenylsulfonylpiperazinyl; naphtalenylsulfonylpiperidinyl; naphtalenylsulfonyl;

C₁₋₆alkylpiperazinylC₁₋₆alkyl; C₁₋₆alkylpiperazinylC₁₋₆alkylamino;
 C₁₋₆alkylpiperazinylC₁₋₆alkylaminoC₁₋₆alkyl; C₁₋₆alkylpiperazinylsulfonyl;
 aminosulfonylpiperazinylC₁₋₆alkyloxy; aminosulfonylpiperazinyl;
 aminosulfonylpiperazinylC₁₋₆alkyl; di(C₁₋₆alkyl)aminosulfonylpiperazinyl;
 di(C₁₋₆alkyl)aminosulfonylpiperazinylC₁₋₆alkyl; hydroxyC₁₋₆alkylpiperazinyl;
 hydroxyC₁₋₆alkylpiperazinylC₁₋₆alkyl; C₁₋₆alkyloxy piperidinyl;
 C₁₋₆alkyloxy piperidinylC₁₋₆alkyl; piperidinylaminoC₁₋₆alkylamino;
 piperidinylaminoC₁₋₆alkylaminoC₁₋₆alkyl;
 (C₁₋₆alkylpiperidinyl)(hydroxyC₁₋₆alkyl)aminoC₁₋₆alkylamino;
 (C₁₋₆alkylpiperidinyl)(hydroxyC₁₋₆alkyl)aminoC₁₋₆alkylaminoC₁₋₆alkyl;
 hydroxyC₁₋₆alkyloxyC₁₋₆alkylpiperazinyl;
 hydroxyC₁₋₆alkyloxyC₁₋₆alkylpiperazinylC₁₋₆alkyl;
 (hydroxyC₁₋₆alkyl)(C₁₋₆alkyl)amino; (hydroxyC₁₋₆alkyl)(C₁₋₆alkyl)aminoC₁₋₆alkyl;
 hydroxyC₁₋₆alkylaminoC₁₋₆alkyl; di(hydroxyC₁₋₆alkyl)aminoC₁₋₆alkyl;
 pyrrolidinylC₁₋₆alkyl; pyrrolidinylC₁₋₆alkyloxy; pyrazolyl; thiopyrazolyl; pyrazolyl
 substituted with two substituents selected from C₁₋₆alkyl or trihaloC₁₋₆alkyl;
 pyridinyl; pyridinyl substituted with C₁₋₆alkyloxy, aryloxy or aryl; pyrimidinyl;
 tetrahydropyrimidinylpiperazinyl; tetrahydropyrimidinylpiperazinylC₁₋₆alkyl;
 quinolinyl; indole; phenyl; phenyl substituted with one, two or three substituents
 independently selected from halo, amino, nitro, C₁₋₆alkyl, C₁₋₆alkyloxy,
 hydroxyC₁₋₄alkyl, trifluoromethyl, trifluoromethyloxy, hydroxyC₁₋₄alkyloxy,
 C₁₋₄alkylsulfonyl, C₁₋₄alkyloxyC₁₋₄alkyloxy, C₁₋₄alkyloxy carbonyl,
 aminoC₁₋₄alkyloxy, di(C₁₋₄alkyl)aminoC₁₋₄alkyloxy, di(C₁₋₄alkyl)amino,
 di(C₁₋₄alkyl)aminocarbonyl, di(C₁₋₄alkyl)aminoC₁₋₄alkyl,
 di(C₁₋₄alkyl)aminoC₁₋₄alkylaminoC₁₋₄alkyl,
 di(C₁₋₄alkyl)amino(C₁₋₄alkyl)amino, di(C₁₋₄alkyl)amino(C₁₋₄alkyl)aminoC₁₋₄alkyl,
 di(C₁₋₄alkyl)aminoC₁₋₄alkyl(C₁₋₄alkyl)amino,
 di(C₁₋₄alkyl)aminoC₁₋₄alkyl(C₁₋₄alkyl)aminoC₁₋₄alkyl,
 aminosulfonylamino(C₁₋₄alkyl)amino,
 aminosulfonylamino(C₁₋₄alkyl)aminoC₁₋₄alkyl,

di(C₁₋₄alkyl)aminosulfonylamino(C₁₋₄alkyl)amino,
 di(C₁₋₄alkyl)aminosulfonylamino(C₁₋₄alkyl)aminoC₁₋₆alkyl, cyano,
 piperidinylC₁₋₄alkyloxy, pyrrolidinylC₁₋₄alkyloxy, aminosulfonylpiperazinyl,
 aminosulfonylpiperazinylC₁₋₄alkyl, di(C₁₋₄alkyl)aminosulfonylpiperazinyl,
 di(C₁₋₄alkyl)aminosulfonylpiperazinylC₁₋₄alkyl, hydroxyC₁₋₄alkylpiperazinyl,
 hydroxyC₁₋₄alkylpiperazinylC₁₋₄alkyl, C₁₋₄alkyloxy piperidinyl,
 C₁₋₄alkyloxy piperidinylC₁₋₄alkyl, hydroxyC₁₋₄alkyloxyC₁₋₄alkylpiperazinyl,
 hydroxyC₁₋₄alkyloxyC₁₋₄alkylpiperazinylC₁₋₄alkyl,

(hydroxyC₁₋₄alkyl)(C₁₋₄alkyl)amino, (hydroxyC₁₋₄alkyl)(C₁₋₄alkyl)aminoC₁₋₄alkyl,
 di(hydroxyC₁₋₄alkyl)amino, di(hydroxyC₁₋₄alkyl)aminoC₁₋₄alkyl, furanyl, furanyl
 substituted with -CH=CH-CH=CH-, pyrrolidinylC₁₋₄alkyl, pyrrolidinylC₁₋₄alkyloxy,
 morpholinyl, morpholinylC₁₋₄alkyloxy, morpholinylC₁₋₄alkyl,
 morpholinylC₁₋₄alkylamino, morpholinylC₁₋₄alkylaminoC₁₋₄alkyl, piperazinyl,
 C₁₋₄alkylpiperazinyl, C₁₋₄alkylpiperazinylC₁₋₄alkyloxy, piperazinylC₁₋₄alkyl,
 C₁₋₄alkylpiperazinylC₁₋₄alkyl, C₁₋₄alkylpiperazinylC₁₋₄alkylamino,
 C₁₋₄alkylpiperazinylC₁₋₄alkylaminoC₁₋₆alkyl, tetrahydropyrimidinylpiperazinyl,
 tetrahydropyrimidinylpiperazinylC₁₋₄alkyl, piperidinylaminoC₁₋₄alkylamino,
 piperidinylaminoC₁₋₄alkylaminoC₁₋₄alkyl,
 (C₁₋₄alkylpiperidinyl)(hydroxyC₁₋₄alkyl)aminoC₁₋₄alkylamino,
 (C₁₋₄alkylpiperidinyl)(hydroxyC₁₋₄alkyl)aminoC₁₋₄alkylaminoC₁₋₄alkyl,
 pyridinylC₁₋₄alkyloxy, hydroxyC₁₋₄alkylamino, hydroxyC₁₋₄alkylaminoC₁₋₄alkyl,
 di(C₁₋₄alkyl)aminoC₁₋₄alkylamino, aminothiadiazolyl,
 aminosulfonylpiperazinylC₁₋₄alkyloxy, or thiophenylC₁₋₄alkylamino;

each R⁶ and R⁷ can be placed on the nitrogen in replacement of the hydrogen;

aryl in the above is phenyl, or phenyl substituted with one or more substituents each independently selected from halo, C₁₋₆alkyl, C₁₋₆alkyloxy, trifluoromethyl, cyano or hydroxycarbonyl.

[0147] Other embodiments of the compound according to paragraph [0146] are those in which one or more of the following apply (wherein each of R², R³, R⁴ and R⁵ in this paragraph corresponds to R¹², R¹³, R¹⁴, and R¹⁵, respectively, in paragraph [0146]):

n is 0, 1 or 2;

t is 0, 1, 2 or 3;

Q is $\text{—C} \begin{array}{l} \diagup \\ \diagdown \end{array}$, $\text{—CR} \begin{array}{l} \diagup \\ \diagdown \end{array}$, or $\text{—CH} \begin{array}{l} \diagup \\ \diagdown \end{array}$;

R² is hydrogen, C₁₋₆alkyl or naphthalenyloxy or naphthalenylsulfonylpyrazinyl;

each R³ independently represents a hydrogen atom;

R⁴ is hydrogen, hydroxy, hydroxyC₁₋₆alkyl or C₁₋₆alkyloxy;

R⁵ is hydrogen, C₁₋₆alkyl, hydroxyC₁₋₆alkyl or C₁₋₆alkyloxyC₁₋₆alkyl;

$\text{—} \textcircled{\text{A}}$ is a radical selected from (a-1), (a-7) or (a-20);

each s is independently 0 or 1;

each R⁶ is independently selected from hydrogen; thiophenyl; furanyl; benzofuranyl; phenyl; or phenyl substituted with one substituents independently selected from C₁₋₆alkyl, C₁₋₆alkyloxy, hydroxyC₁₋₄alkyl, C₁₋₄alkylsulfonyl or di(C₁₋₄alkyl)amino; each R⁷ is independently selected from hydrogen.

[0148] Other embodiments of the compound according to paragraph [0146] are those in which one or more of the following apply (wherein each of R², R³, R⁴ and R⁵ in this paragraph corresponds to R¹², R¹³, R¹⁴, and R¹⁵, respectively, in paragraph [0146]):

n is 1 or 2;

t is 0, 1, 2 or 3;

Q is $\text{—C} \begin{array}{l} \diagup \\ \diagdown \end{array}$, $\text{—CR} \begin{array}{l} \diagup \\ \diagdown \end{array}$, or $\text{—CH} \begin{array}{l} \diagup \\ \diagdown \end{array}$;

R² is hydrogen or C₁₋₆alkyl;

each R³ independently represents a hydrogen atom;

R⁴ is hydrogen;

R⁵ is hydrogen or C₁₋₆alkyloxyC₁₋₆alkyl;

$\text{—} \textcircled{\text{A}}$ is a radical selected from (a-1) or (a-20);

each s is independently 0 or 1;

each R⁶ is independently selected from hydrogen; thiophenyl; furanyl; benzofuranyl; phenyl; or phenyl substituted with one substituents independently selected from C₁₋₆alkyl, C₁₋₆alkyloxy, hydroxyC₁₋₄alkyl or di(C₁₋₄alkyl)amino.

[0149] Other embodiments of the compound according to paragraph [0146] are those in which R^{12} is H.

[0150] Other embodiments of the compound according to paragraph [0146] are those in which one or more of the following apply (wherein each of R^2 , R^3 , R^4 and R^5 in this paragraph corresponds to R^{12} , R^{13} , R^{14} , and R^{15} , respectively, in paragraph [0146]):
t is 0;

R^2 is hydrogen, halo, hydroxy, amino, nitro, C_{1-6} alkyl, C_{1-6} alkyloxy, trifluoromethyl or di(C_{1-6} alkyl)amino;

R^4 is hydrogen, hydroxy, amino, hydroxy C_{1-6} alkyl, C_{1-6} alkyl, C_{1-6} alkyloxy, aryl C_{1-6} alkyl, aminocarbonyl, amino C_{1-6} alkyl, C_{1-6} alkylamino C_{1-6} alkyl or di(C_{1-6} alkyl)amino C_{1-6} alkyl;

R^5 is hydrogen

—**(A)** is a radical selected from (a-1), (a-3), (a-4), (a-5), (a-6), (a-7), (a-8), (a-9), (a-10), (a-11), (a-12), (a-13), (a-14), (a-15), (a-16), (a-17), (a-18), (a-19), (a-20), (a-21), (a-22), (a-23), (a-24), (a-25), (a-26), (a-28), (a-29), (a-30), (a-31), (a-32), (a-33), (a-34), (a-35), (a-36), (a-37), (a-38), (a-39), (a-40), (a-41), (a-42), (a-44), (a-45), (a-46), (a-47), (a-48) or (a-51);

each s is independently 0, 1, 2, 3 or 4;

R^6 is hydrogen; halo; hydroxy; amino; nitro; trihalo C_{1-6} alkyl; trihalo C_{1-6} alkyloxy; C_{1-6} alkyl; C_{1-6} alkyloxy; C_{1-6} alkylcarbonyl; C_{1-6} alkyloxy carbonyl; C_{1-6} alkylsulfonyl; hydroxy C_{1-6} alkyl; aryloxy; di(C_{1-6} alkyl)amino; cyano; thiophenyl; furanyl; furanyl substituted with hydroxy C_{1-6} alkyl; benzofuranyl; imidazolyl; oxazolyl; oxazolyl substituted with aryl and C_{1-6} alkyl; C_{1-6} alkyltriazolyl; tetrazolyl; pyrrolidinyl; pyrrolyl; morpholinyl; C_{1-6} alkylmorpholinyl; piperazinyl; C_{1-6} alkylpiperazinyl; hydroxy C_{1-6} alkylpiperazinyl; C_{1-6} alkyloxy piperidinyl; pyrazoly; pyrazolyl substituted with one or two substituents selected from C_{1-6} alkyl or trihalo C_{1-6} alkyl; pyridinyl; pyridinyl substituted with C_{1-6} alkyloxy, aryloxy or aryl; pyrimidinyl; quinolinyl; indole; phenyl; or phenyl substituted with one or two substituents independently selected from halo, C_{1-6} alkyl, C_{1-6} alkyloxy or trifluoromethyl;

R^7 is hydrogen; halo; hydroxy; amino; nitro; trihaloC₁₋₆alkyl; trihaloC₁₋₆alkyloxy; C₁₋₆alkyl; C₁₋₆alkyloxy; C₁₋₆alkylcarbonyl; C₁₋₆alkyloxycarbonyl;

C₁₋₆alkylsulfonyl; hydroxyC₁₋₆alkyl; aryloxy; di(C₁₋₆alkyl)amino; cyano; pyridinyl; phenyl; or phenyl substituted with one or two substituents independently selected from halo, C₁₋₆alkyl, C₁₋₆alkyloxy or trifluoromethyl.

[0151] Other embodiments of the compound according to paragraph [0146] are those in which one or more of the following apply (wherein each of R^2 , R^3 , R^4 and R^5 in this paragraph corresponds to R^{12} , R^{13} , R^{14} , and R^{15} , respectively, in paragraph [0146]):

R^5 is hydrogen, C₁₋₆alkyl, C₃₋₁₀cycloalkyl, hydroxyC₁₋₆alkyl, C₁₋₆alkyloxyC₁₋₆alkyl or di(C₁₋₆alkyl)aminoC₁₋₆alkyl;

—**(A)** is a radical selected from (a-1), (a-2), (a-3), (a-4), (a-5), (a-6), (a-7), (a-8) (a-9), (a-10), (a-11), (a-12), (a-13), (a-14), (a-15), (a-16), (a-17), (a-18), (a-19), (a-20), (a-21), (a-22), (a-23), (a-24), (a-25), (a-26), (a-27), (a-28), (a-29), (a-30), (a-31), (a-32), (a-33), (a-34), (a-35), (a-36), (a-37), (a-38), (a-39), (a-40), (a-41), (a-42) (a-43) or (a-44);

l) each R^6 and R^7 are independently selected from hydrogen; halo; hydroxy; amino; nitro; trihaloC₁₋₆alkyl; trihaloC₁₋₆alkyloxy; C₁₋₆alkyl; C₁₋₆alkyloxy; C₁₋₆alkyloxyC₁₋₆alkyloxy; C₁₋₆alkylcarbonyl; C₁₋₆alkylsulfonyl; cyanoC₁₋₆alkyl; hydroxyC₁₋₆alkyl; hydroxyC₁₋₆alkyloxy; hydroxyC₁₋₆alkylamino; aminoC₁₋₆alkyloxy; di(C₁₋₆alkyl)aminocarbonyl; di(hydroxyC₁₋₆alkyl)amino; arylC₁₋₆alkyl)amino; di(C₁₋₆alkyl)aminoC₁₋₆alkyloxy; di(C₁₋₆alkyl)aminoC₁₋₆alkylamino; arylsulfonyl; arylsulfonylamino; aryloxy; arylC₂₋₆alkenediyl; di(C₁₋₆alkyl)amino; di(C₁₋₆alkyl)aminoC₁₋₆alkyl; di(C₁₋₆alkyl)aminoC₁₋₆alkyl(C₁₋₆alkyl)aminoC₁₋₆alkyl; cyano; thiophenyl; thiophenyl substituted with di(C₁₋₆alkyl)aminoC₁₋₆alkyl(C₁₋₆alkyl)aminoC₁₋₆alkyl, di(C₁₋₆alkyl)aminoC₁₋₆alkyl, C₁₋₆alkylpiperazinylC₁₋₆alkyl or di(hydroxyC₁₋₆alkyl)aminoC₁₋₆alkyl; furanyl;

imidazolyl; C₁₋₆alkyltriazolyl; tetrazolyl; pyrrolidinyl; piperidinylC₁₋₆alkyloxy;
 morpholinyl; C₁₋₆alkylmorpholinyl; morpholinylC₁₋₆alkyloxy;
 morpholinylC₁₋₆alkyl; C₁₋₆alkylpiperazinyl; C₁₋₆alkylpiperazinylC₁₋₆alkyloxy;
 C₁₋₆alkylpiperazinylC₁₋₆alkyl; C₁₋₆alkylpiperazinylsulfonyl;
 aminosulfonylpiperazinylC₁₋₆alkyloxy; aminosulfonylpiperazinyl;
 aminosulfonylpiperazinylC₁₋₆alkyl; di(C₁₋₆alkyl)aminosulfonylpiperazinyl;
 di(C₁₋₆alkyl)aminosulfonylpiperazinylC₁₋₆alkyl; hydroxyC₁₋₆alkylpiperazinyl;
 hydroxyC₁₋₆alkylpiperazinylC₁₋₆alkyl; C₁₋₆alkyloxy piperidinyl;
 C₁₋₆alkyloxy piperidinylC₁₋₆alkyl; hydroxyC₁₋₆alkyloxyC₁₋₆alkylpiperazinyl;
 hydroxyC₁₋₆alkyloxyC₁₋₆alkylpiperazinylC₁₋₆alkyl;

 (hydroxyC₁₋₆alkyl)(C₁₋₆alkyl)amino; (hydroxyC₁₋₆alkyl)(C₁₋₆alkyl)aminoC₁₋₆alkyl;
 pyrrolidinylC₁₋₆alkyloxy; pyrazolyl; thiopyrazolyl; pyrazolyl substituted with two
 substituents selected from C₁₋₆alkyl or trihaloC₁₋₆alkyl; pyridinyl; pyridinyl
 substituted with C₁₋₆alkyloxy or aryl; pyrimidinyl; quinolinyl; indole; phenyl; phenyl
 substituted with one, two or three substituents independently selected from halo,
 amino, C₁₋₆alkyl, C₁₋₆alkyloxy, hydroxyC₁₋₄alkyl, trifluoromethyl,
 trifluoromethyloxy, hydroxyC₁₋₄alkyloxy, C₁₋₄alkyloxyC₁₋₄alkyloxy,
 aminoC₁₋₄alkyloxy, di(C₁₋₄alkyl)aminoC₁₋₄alkyloxy, di(C₁₋₄alkyl)amino,
 di(C₁₋₄alkyl)aminoC₁₋₄alkyl, di(C₁₋₄alkyl)aminoC₁₋₄alkyl(C₁₋₄alkyl)aminoC₁₋₄alkyl,
 piperidinylC₁₋₄alkyloxy, pyrrolidinylC₁₋₄alkyloxy, aminosulfonylpiperazinyl,
 aminosulfonylpiperazinylC₁₋₄alkyl, di(C₁₋₄alkyl)aminosulfonylpiperazinyl,
 di(C₁₋₄alkyl)aminosulfonylpiperazinylC₁₋₄alkyl, hydroxyC₁₋₄alkylpiperazinyl,
 hydroxyC₁₋₄alkylpiperazinylC₁₋₄alkyl, C₁₋₄alkyloxy piperidinyl,
 C₁₋₄alkyloxy piperidinylC₁₋₄alkyl, hydroxyC₁₋₄alkyloxyC₁₋₄alkylpiperazinyl,

 hydroxyC₁₋₄alkyloxyC₁₋₄alkylpiperazinylC₁₋₄alkyl,
 (hydroxyC₁₋₄alkyl)(C₁₋₄alkyl)amino, (hydroxyC₁₋₄alkyl)(C₁₋₄alkyl)aminoC₁₋₄alkyl,
 pyrrolidinylC₁₋₄alkyloxy, morpholinylC₁₋₄alkyloxy, morpholinylC₁₋₄alkyl,
 C₁₋₄alkylpiperazinyl, C₁₋₄alkylpiperazinylC₁₋₄alkyloxy,

**C₁₋₄alkylpiperazinylC₁₋₄alkyl,
hydroxyC₁₋₄alkylamino, di(hydroxyC₁₋₄alkyl)amino,
di(C₁₋₄alkyl)aminoC₁₋₄alkylamino, aminothiadiazolyl,
aminosulfonylpiperazinylC₁₋₄alkyloxy, or thiophenylC₁₋₄alkylamino.**

[0152] Other embodiments of the compound according to paragraph [0146] include those in which the following are true (wherein each of R², R³, R⁴ and R⁵ in this paragraph corresponds to R¹², R¹³, R¹⁴, and R¹⁵, respectively, in paragraph [0146]):

R⁵ is hydrogen, C₁₋₆alkyl, C₃₋₁₀cycloalkyl, hydroxyC₁₋₆alkyl, C₁₋₆alkyloxyC₁₋₆alkyl or di(C₁₋₆alkyl)aminoC₁₋₆alkyl;

—A is a radical selected from (a-1), (a-2), (a-3), (a-4), (a-5), (a-6), (a-7), (a-8), (a-9), (a-10), (a-11), (a-12), (a-13), (a-14), (a-15), (a-16), (a-17), (a-18), (a-19), (a-20), (a-21), (a-22), (a-23), (a-24), (a-25), (a-26), (a-27), (a-28), (a-29), (a-30), (a-31), (a-32), (a-33), (a-34), (a-35), (a-36), (a-37), (a-38), (a-39), (a-40), (a-41), (a-42) (a-43) or (a-44);

each R⁶ and R⁷ are independently selected from hydrogen; halo; hydroxy; amino; nitro; trihaloC₁₋₆alkyl; trihaloC₁₋₆alkyloxy; C₁₋₆alkyl; C₁₋₆alkyloxy; C₁₋₆alkyloxyC₁₋₆alkyloxy; C₁₋₆alkylcarbonyl; C₁₋₆alkylsulfonyl; cyanoC₁₋₆alkyl; hydroxyC₁₋₆alkyl; hydroxyC₁₋₆alkyloxy; hydroxyC₁₋₆alkylamino;

aminoC₁₋₆alkyloxy; di(C₁₋₆alkyl)aminocarbonyl; di(hydroxyC₁₋₆alkyl)amino; arylC₁₋₆alkyl)amino; di(C₁₋₆alkyl)aminoC₁₋₆alkyloxy; di(C₁₋₆alkyl)aminoC₁₋₆alkylamino; arylsulfonyl; arylsulfonylamino; aryloxy; arylC₂₋₆alkenediyl; di(C₁₋₆alkyl)amino; di(C₁₋₆alkyl)aminoC₁₋₆alkyl; di(C₁₋₆alkyl)aminoC₁₋₆alkyl(C₁₋₆alkyl)aminoC₁₋₆alkyl; cyano; thiophenyl; thiophenyl substituted with di(C₁₋₆alkyl)aminoC₁₋₆alkyl(C₁₋₆alkyl)aminoC₁₋₆alkyl, di(C₁₋₆alkyl)aminoC₁₋₆alkyl, C₁₋₆alkylpiperazinylC₁₋₆alkyl or di(hydroxyC₁₋₆alkyl)aminoC₁₋₆alkyl; furanyl;

imidazolyl; C₁₋₆alkyltriazolyl; tetrazolyl; pyrrolidinyl; piperidinylC₁₋₆alkyloxy; morpholinyl; C₁₋₆alkylmorpholinyl; morpholinylC₁₋₆alkyloxy;

morpholinylC₁₋₆alkyl; C₁₋₆alkylpiperazinyl; C₁₋₆alkylpiperazinylC₁₋₆alkyloxy;
C₁₋₆alkylpiperazinylC₁₋₆alkyl; C₁₋₆alkylpiperazinylsulfonyl;
aminosulfonylpiperazinylC₁₋₆alkyloxy; aminosulfonylpiperazinyl;
aminosulfonylpiperazinylC₁₋₆alkyl; di(C₁₋₆alkyl)aminosulfonylpiperazinyl;
di(C₁₋₆alkyl)aminosulfonylpiperazinylC₁₋₆alkyl; hydroxyC₁₋₆alkylpiperazinyl;
hydroxyC₁₋₆alkylpiperazinylC₁₋₆alkyl; C₁₋₆alkyloxy piperidinyl;
C₁₋₆alkyloxy piperidinylC₁₋₆alkyl; hydroxyC₁₋₆alkyloxyC₁₋₆alkylpiperazinyl;
hydroxyC₁₋₆alkyloxyC₁₋₆alkylpiperazinylC₁₋₆alkyl;
(hydroxyC₁₋₆alkyl)(C₁₋₆alkyl)amino; (hydroxyC₁₋₆alkyl)(C₁₋₆alkyl)aminoC₁₋₆alkyl;

pyrrolidinylC₁₋₆alkyloxy; pyrazolyl; thiopyrazolyl; pyrazolyl substituted with two
substituents selected from C₁₋₆alkyl or trihaloC₁₋₆alkyl; pyridinyl; pyridinyl
substituted with C₁₋₆alkyloxy or aryl; pyrimidinyl; quinolinyl; indole; phenyl;
phenyl substituted with one, two or three substituents independently selected from halo,
amino, C₁₋₆alkyl, C₁₋₆alkyloxy, hydroxyC₁₋₄alkyl; trifluoromethyl,
trifluoromethyloxy, hydroxyC₁₋₄alkyloxy, C₁₋₄alkyloxyC₁₋₄alkyloxy,
aminoC₁₋₄alkyloxy, di(C₁₋₄alkyl)aminoC₁₋₄alkyloxy, di(C₁₋₄alkyl)amino,
di(C₁₋₄alkyl)aminoC₁₋₄alkyl, di(C₁₋₄alkyl)aminoC₁₋₄alkyl(C₁₋₄alkyl)aminoC₁₋₄alkyl,
piperidinylC₁₋₄alkyloxy, pyrrolidinylC₁₋₄alkyloxy; aminosulfonylpiperazinyl,
aminosulfonylpiperazinylC₁₋₄alkyl, di(C₁₋₄alkyl)aminosulfonylpiperazinyl,
di(C₁₋₄alkyl)aminosulfonylpiperazinylC₁₋₄alkyl, hydroxyC₁₋₄alkylpiperazinyl,
hydroxyC₁₋₄alkylpiperazinylC₁₋₄alkyl, C₁₋₄alkyloxy piperidinyl,
C₁₋₄alkyloxy piperidinylC₁₋₄alkyl, hydroxyC₁₋₄alkyloxyC₁₋₄alkylpiperazinyl,
hydroxyC₁₋₄alkyloxyC₁₋₄alkylpiperazinylC₁₋₄alkyl,
(hydroxyC₁₋₄alkyl)(C₁₋₄alkyl)amino, (hydroxyC₁₋₄alkyl)(C₁₋₄alkyl)aminoC₁₋₄alkyl,
pyrrolidinylC₁₋₄alkyloxy, morpholinylC₁₋₄alkyloxy, morpholinylC₁₋₄alkyl,
C₁₋₄alkylpiperazinyl, C₁₋₄alkylpiperazinylC₁₋₄alkyloxy,
C₁₋₄alkylpiperazinylC₁₋₄alkyl,
hydroxyC₁₋₄alkylamino, di(hydroxyC₁₋₄alkyl)amino,

di(C₁₋₄alkyl)aminoC₁₋₄alkylamino, aminothiadiazoaryl,
aminosulfonylpiperazinylC₁₋₄alkyloxy, or thiophenylC₁₋₄alkylamino.

[0153] Other embodiments of the compound according to paragraph [0146] include those in which the following are true (wherein each of R^2 , R^3 , R^4 and R^5 in this paragraph corresponds to R^{12} , R^{13} , R^{14} , and R^{15} , respectively, in paragraph [0146]):

t is 0;

R^2 is hydrogen, halo, hydroxy, amino, nitro, C_{1-6} alkyl, C_{1-6} alkyloxy, trifluoromethyl or di(C_{1-6} alkyl)amino;

R^4 is hydrogen, hydroxy, amino, hydroxy C_{1-6} alkyl, C_{1-6} alkyl, C_{1-6} alkyloxy, aryl C_{1-6} alkyl, aminocarbonyl, amino C_{1-6} alkyl, C_{1-6} alkylamino C_{1-6} alkyl or di(C_{1-6} alkyl)amino C_{1-6} alkyl;

R^5 is hydrogen;

—**(A)** is a radical selected from


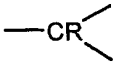
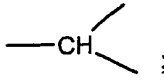
(a-1), (a-3), (a-4), (a-5), (a-6), (a-7), (a-8), (a-9), (a-10), (a-11), (a-12), (a-13), (a-14), (a-15), (a-16), (a-17), (a-18), (a-19), (a-20), (a-21), (a-22), (a-23), (a-24), (a-25), (a-26), (a-28), (a-29), (a-30), (a-31), (a-32), (a-33), (a-34), (a-35), (a-36), (a-37), (a-38), (a-39), (a-40), (a-41), (a-42), (a-44), (a-45), (a-46), (a-47), (a-48) or (a-51); each s is independently 0, 1, 2, 3 or 4;

R^6 is hydrogen; halo; hydroxy; amino; nitro; trihalo C_{1-6} alkyl; trihalo C_{1-6} alkyloxy; C_{1-6} alkyl; C_{1-6} alkyloxy; C_{1-6} alkylcarbonyl; C_{1-6} alkyloxycarbonyl; C_{1-6} alkylsulfonyl; hydroxy C_{1-6} alkyl; aryloxy; di(C_{1-6} alkyl)amino; cyano; thiophenyl; furanyl; furanyl substituted with hydroxy C_{1-6} alkyl; benzofuranyl; imidazolyl; oxazolyl; oxazolyl substituted with aryl and C_{1-6} alkyl; C_{1-6} alkyltriazolyl; tetrazolyl; pyrrolidinyl; pyrrolyl; morpholinyl; C_{1-6} alkylmorpholinyl; piperazinyl; C_{1-6} alkylpiperazinyl; hydroxy C_{1-6} alkylpiperazinyl; C_{1-6} alkyloxypiperidinyl; pyrazoly; pyrazolyl substituted with one or two substituents selected from C_{1-6} alkyl or trihalo C_{1-6} alkyl; pyridinyl; pyridinyl substituted with C_{1-6} alkyloxy, aryloxy or aryl; pyrimidinyl; quinolinyl; indole; phenyl; or phenyl substituted with one or two substituents independently selected from halo, C_{1-6} alkyl, C_{1-6} alkyloxy or trifluoromethyl; and


R^7 is hydrogen; halo; hydroxy; amino; nitro; trihalo C_{1-6} alkyl; trihalo C_{1-6} alkyloxy; C_{1-6} alkyl; C_{1-6} alkyloxy; C_{1-6} alkylcarbonyl; C_{1-6} alkyloxycarbonyl; C_{1-6} alkylsulfonyl; hydroxy C_{1-6} alkyl; aryloxy; di(C_{1-6} alkyl)amino; cyano; pyridinyl; phenyl; or phenyl

substituted with one or two substituents independently selected from halo, C₁₋₆alkyl, C₁₋₆alkyloxy or trifluoromethyl.

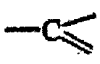
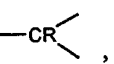
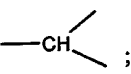
[0154] Other embodiments of the compound according to paragraph [0146] include those in which the following are true (wherein each of R², R³, R⁴ and R⁵ in this paragraph corresponds to R¹², R¹³, R¹⁴, and R¹⁵, respectively, in paragraph [0146]):

n is 0, 1 or 2; t is 0, 1, 2 or 3; Q is , , or ;


R² is hydrogen, C₁₋₆alkyl or naphthalenylsulfonylpyrazinyl; each R³ independently represents a hydrogen atom; R⁴ is hydrogen, hydroxy, hydroxyC₁₋₆alkyl or C₁₋₆alkyloxy; R⁵ is hydrogen, C₁₋₆alkyl, hydroxyC₁₋₆alkyl or C₁₋₆alkyloxyC₁₋₆alkyl;

 is a radical selected from (a-1), (a-7) or (a-20); each s is independently 0 or 1; each R⁶ is independently selected from hydrogen; thiophenyl; furanyl; benzofuranyl; phenyl; or phenyl substituted with one substituents independently selected from C₁₋₆alkyl, C₁₋₆alkyloxy, hydroxyC₁₋₄alkyl, C₁₋₄alkylsulfonyl or di(C₁₋₄alkyl)amino and each R⁷ is independently selected from hydrogen.

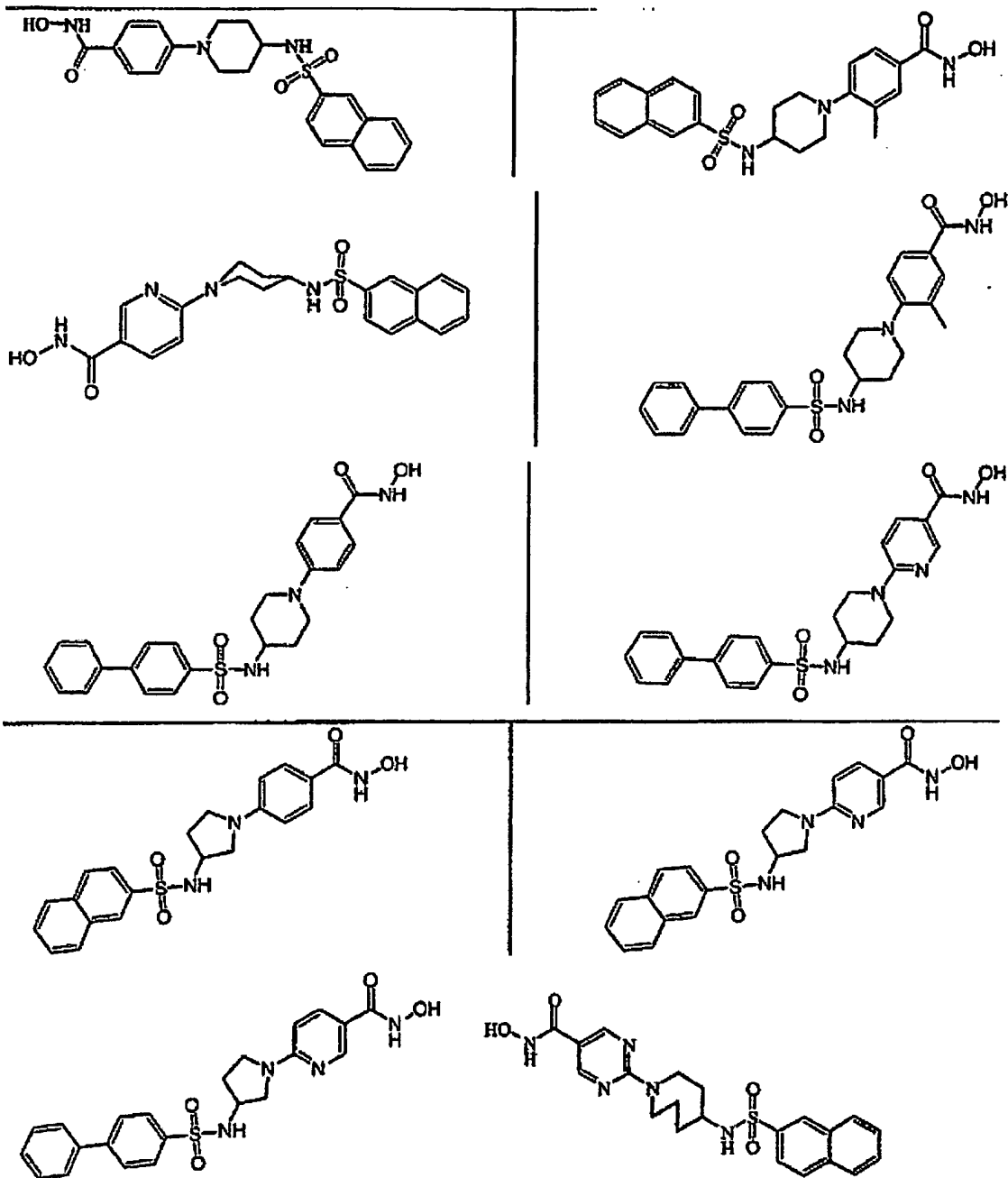
[0155] Other embodiments of the compound according to paragraph [0146] include those in which the following are true (wherein each of R², R³, R⁴ and R⁵ in this paragraph corresponds to R¹², R¹³, R¹⁴, and R¹⁵, respectively, in paragraph [0146]):

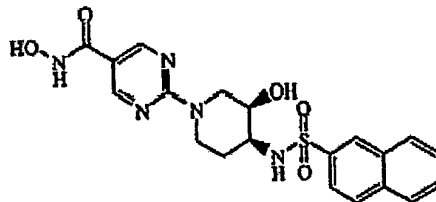
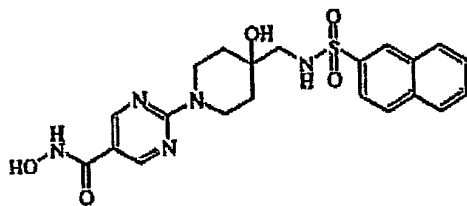
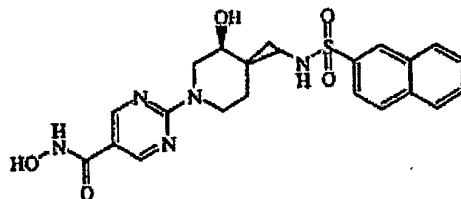
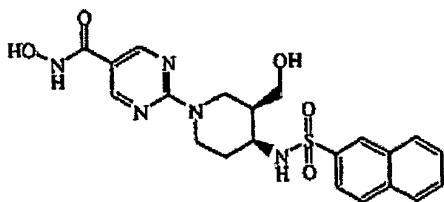
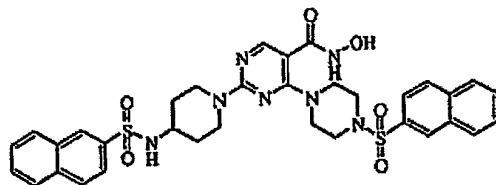
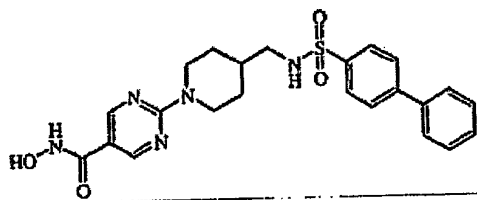
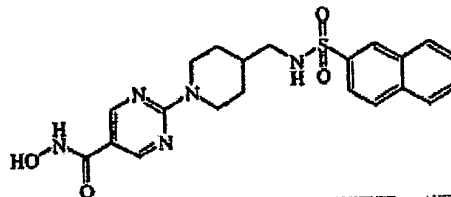
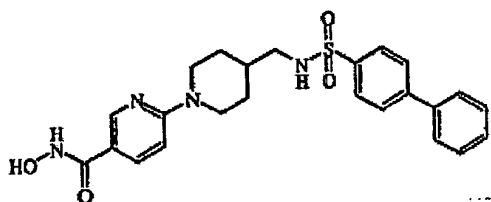
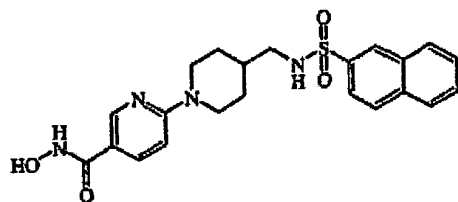
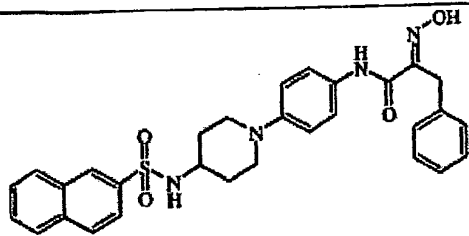
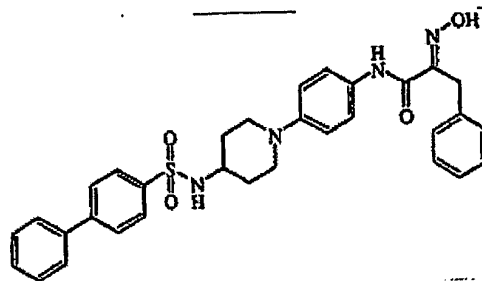
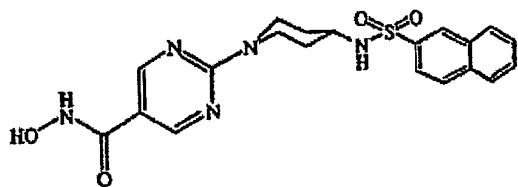
n is 1 or 2; t is 0, 1, 2 or 3; Q is , , or ;

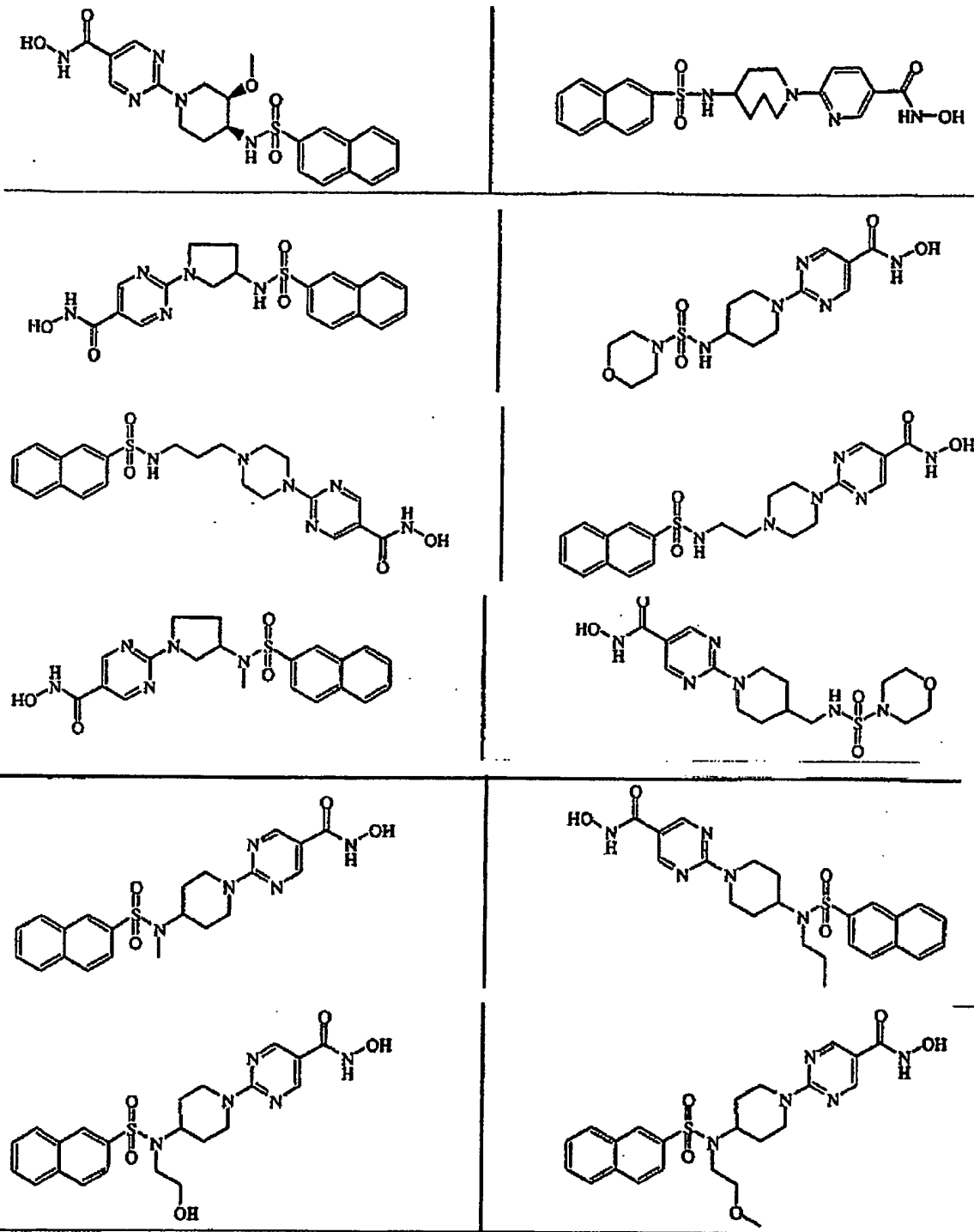
R² is hydrogen or C₁₋₆alkyl; each R³ independently represents a hydrogen atom; R⁴ is

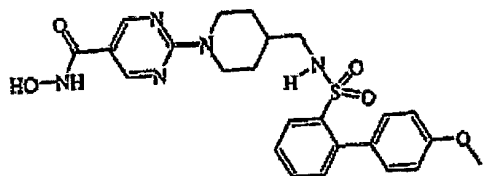
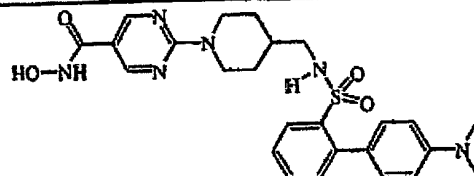
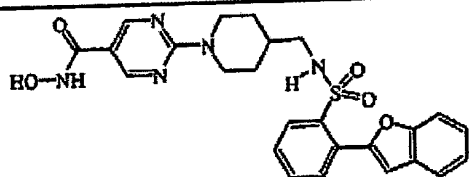
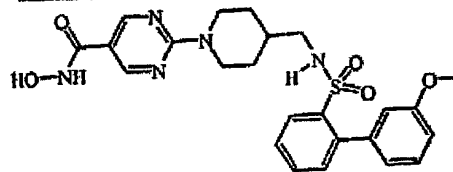
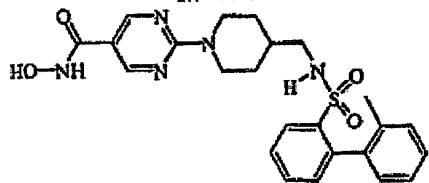
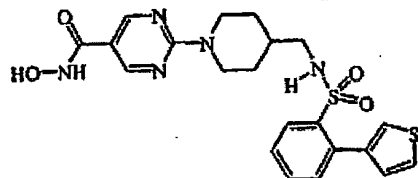
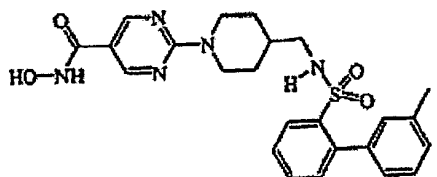
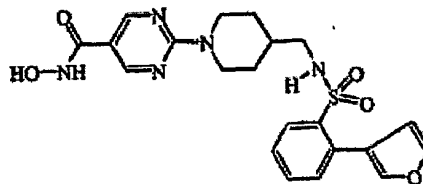
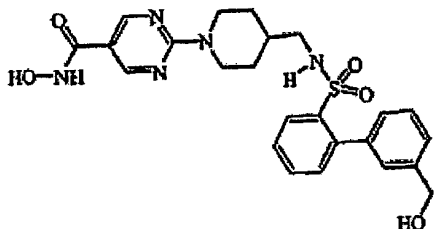
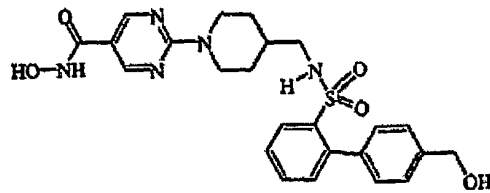
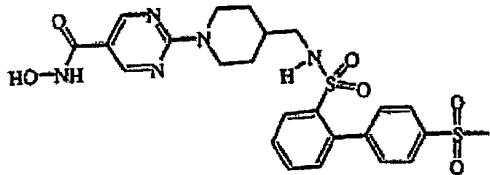
hydrogen; R⁵ is hydrogen or C₁₋₆alkyloxyC₁₋₆alkyl;  is a radical selected from (a-1) or (a-20); each s is independently 0 or 1; and each R⁶ is independently selected from hydrogen; thiophenyl; furanyl; benzofuranyl; phenyl; or phenyl substituted with one substituents independently selected from C₁₋₆alkyl, C₁₋₆alkyloxy, hydroxyC₁₋₄alkyl or di(C₁₋₄alkyl)amino.

[0156] Particular embodiments of the compound according to paragraph [0136] include the following

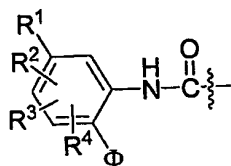








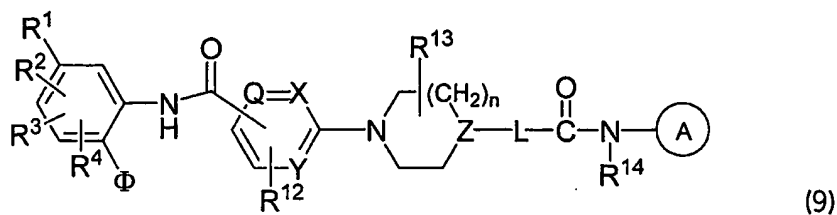
in which the terminal hydroxamic acid moiety (-C(O)-NH-OH) is replaced with



wherein Φ , R^1 , R^2 , R^3 , and R^4 are as defined in accordance with paragraph [0046], and preferably [0048] and [0049].

[0157] In the compounds of paragraph [0146] - [0156], R^1 , R^2 , R^3 , and R^4 are preferably as defined in paragraphs [0048] and [0049]. In other embodiments of the compounds of paragraphs [0146] - [0156], R^1 , R^2 , R^3 , and R^4 are all H.

[0158] In another embodiment, the invention comprises compounds of the following structural formula (9):



or a pharmaceutically acceptable salt thereof, wherein

Φ is $-\text{NH}_2$ or $-\text{OH}$;

R^1 is H or as defined in paragraph [0046];

R^2 , R^3 , and R^4 are as defined in paragraph [0046];

n is 0, 1, 2 or 3 and when n is 0 then a direct bond is intended;

Q is nitrogen or , , or ;

X is nitrogen or ;

Y is nitrogen or ;

Z is nitrogen or ;

R is selected from the group consisting of hydrogen, halogen, $-\text{NH}_2$, nitro, hydroxy, aryl, heterocyclyl, $\text{C}_3\text{-C}_8\text{-cycloalkyl}$, heteroaryl, $\text{C}_1\text{-C}_7\text{-alkyl}$, haloalkyl, $\text{C}_1\text{-C}_7\text{-alkenyl}$, $\text{C}_1\text{-C}_7\text{-alkynyl}$, $\text{C}_1\text{-C}_7\text{-acyl}$, $\text{C}_1\text{-C}_7\text{-alkyl-aryloxy}$, $\text{C}_1\text{-C}_7\text{-alkyl-arylsulfanyl}$, $\text{C}_1\text{-C}_7\text{-alkyl-arylsulfinyl}$, $\text{C}_1\text{-C}_7\text{-alkyl-arylsulfonyl}$, $\text{C}_1\text{-C}_7\text{-alkyl-arylamino-sulfonyl}$, $\text{C}_1\text{-C}_7\text{-alkyl-arylamine}$, $\text{C}_1\text{-C}_7\text{-alkynyl-C(O)-amine}$, $\text{C}_1\text{-C}_7\text{-alkenyl-C(O)-amine}$, $\text{C}_1\text{-C}_7\text{-alkynyl-R}^9$, $\text{C}_1\text{-C}_7\text{-alkenyl-R}^9$ wherein R^9 is hydrogen, hydroxy, amino, $\text{C}_1\text{-C}_7\text{-alkyl}$ or $\text{C}_1\text{-C}_7\text{-alkoxy}$;

R¹² is hydrogen, halo, hydroxy, amino, nitro, C₁₋₆alkyl, C₁₋₆alkyloxy, trifluoromethyl, di(C₁₋₆alkyl)amino, hydroxyamino or naphthalenylsulfonylpyrazinyl;

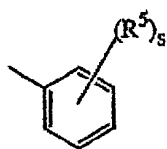
R¹³ is hydrogen, hydroxy, amino, hydroxyC₁₋₆alkyl, C₁₋₆alkyl, C₁₋₆alkyloxy, arylC₁₋₆alkyl, aminocarbonyl, hydroxycarbonyl, aminoC₁₋₆alkyl, aminocarbonylC₁₋₆alkyl, hydroxycarbonylC₁₋₆alkyl, hydroxyaminocarbonyl, C₁₋₆alkyloxycarbonyl, C₁₋₆alkylaminoC₁₋₆alkyl or di(C₁₋₆alkyl)aminoC₁₋₆alkyl;

when Z is equal to nitrogen, then -L- is a direct bond;

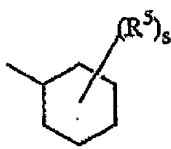
when Z is equal to ---CH--- , then -L- is -NH- or the bivalent radical -C₁₋₆alkanediylNH-;

R¹⁴ is hydrogen, C₁₋₆alkyl, C₃₋₁₀cycloalkyl, hydroxyC₁₋₆alkyl, C₁₋₆alkyloxyC₁₋₆alkyl, di(C₁₋₆alkyl)aminoC₁₋₆alkyl or aryl;

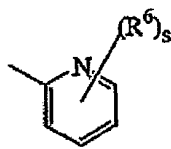
 is a radical selected from



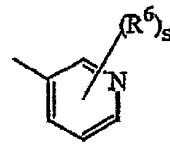
(a-1)



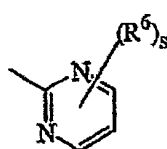
(a-2)



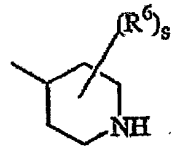
(a-3)



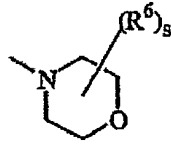
(a-4)



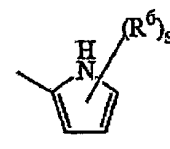
(a-5)



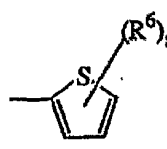
(a-6)



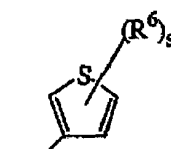
(a-7)



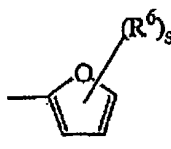
(a-8)



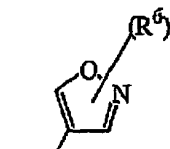
(a-9)



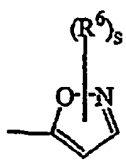
(a-10)



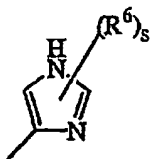
(a-11)



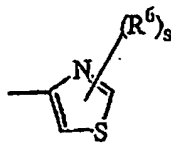
(a-12)



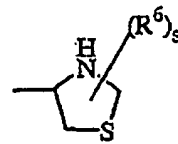
(a-13)



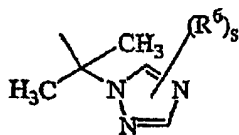
(a-14)



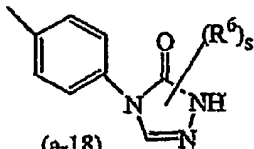
(a-15)



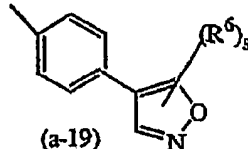
(a-16)



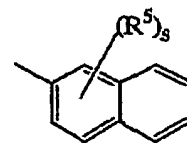
(a-17)



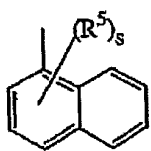
(a-18)



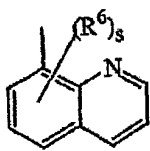
(a-19)



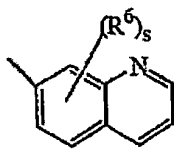
(a-20)



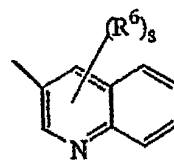
(a-21)



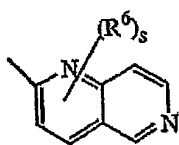
(a-22)



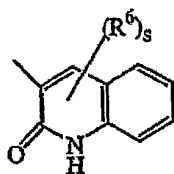
(a-23)



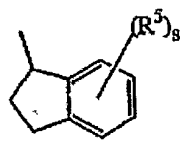
(a-24)



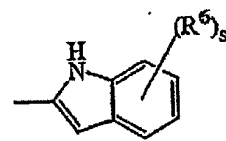
(a-25)



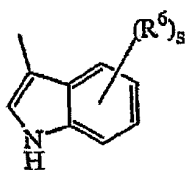
(a-26)



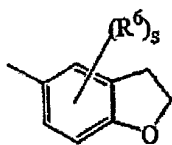
(a-27)



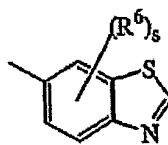
(a-28)



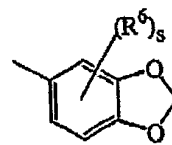
(a-29)



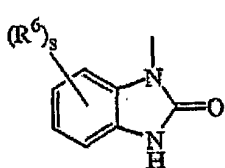
(a-30)



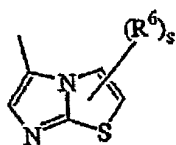
(a-31)



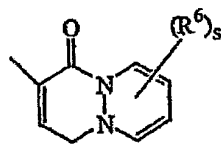
(a-32)



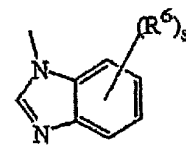
(a-33)



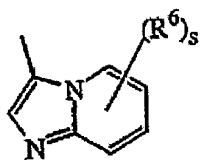
(a-34)



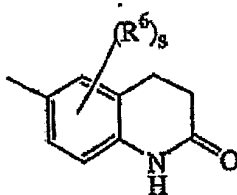
(a-35)



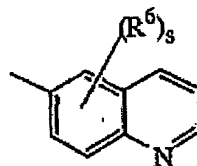
(a-36)



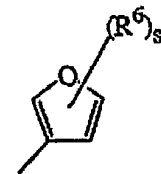
(a-37)



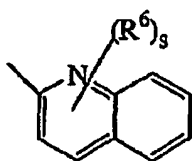
(a-38)



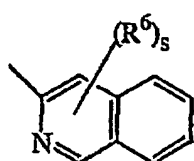
(a-39)



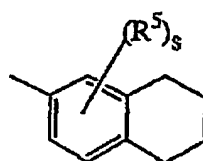
(a-40)



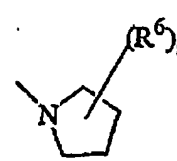
(a-41)



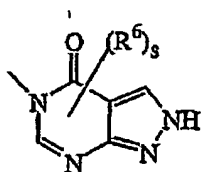
(a-42)



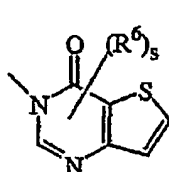
(a-43)



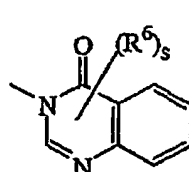
(a-44)



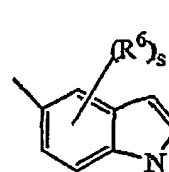
(a-45)



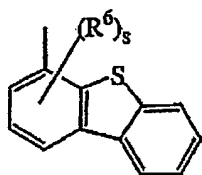
(a-46)



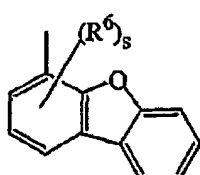
(a-47)



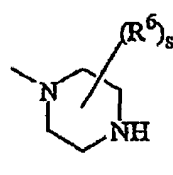
(a-48)



(a-49)



(a-50)



(a-51)

wherein each s is independently 0, 1, 2, 3, 4 or 5;

each R⁵ and R⁶ are independently selected from hydrogen; halo; hydroxy; amino; nitro; trihaloC₁₋₆alkyl; trihaloC₁₋₆alkyloxy; C₁₋₆alkyl; C₁₋₆alkyl substituted with aryl and C₃₋₁₀cycloalkyl; C₁₋₆alkyloxy; C₁₋₆alkyloxyC₁₋₆alkyloxy; C₁₋₆alkylcarbonyl; C₁₋₆alkyloxycarbonyl; C₁₋₆alkylsulfonyl; cyanoC₁₋₆alkyl; hydroxyC₁₋₆alkyl; hydroxyC₁₋₆alkyloxy; hydroxyC₁₋₆alkylamino; aminoC₁₋₆alkyloxy; di(C₁₋₆alkyl)aminocarbonyl; di(hydroxyC₁₋₆alkyl)amino; (aryl)(C₁₋₆alkyl)amino; di(C₁₋₆alkyl)aminoC₁₋₆alkyloxy; di(C₁₋₆alkyl)aminoC₁₋₆alkylamino; di(C₁₋₆alkyl)aminoC₁₋₆alkylaminoC₁₋₆alkyl; arylsulfonyl; arylsulfonylamino; aryloxy; aryloxyC₁₋₆alkyl; arylC₂₋₆alkenediyl; di(C₁₋₆alkyl)amino; di(C₁₋₆alkyl)aminoC₁₋₆alkyl; di(C₁₋₆alkyl)amino(C₁₋₆alkyl)amino; di(C₁₋₆alkyl)amino(C₁₋₆alkyl)aminoC₁₋₆alkyl; di(C₁₋₆alkyl)aminoC₁₋₆alkyl(C₁₋₆alkyl)amino; di(C₁₋₆alkyl)aminoC₁₋₆alkyl(C₁₋₆alkyl)aminoC₁₋₆alkyl; aminosulfonylamino(C₁₋₆alkyl)amino; aminosulfonylamino(C₁₋₆alkyl)aminoC₁₋₆alkyl;

di(C₁₋₆alkyl)aminosulfonylamino(C₁₋₆alkyl)amino;
 di(C₁₋₆alkyl)aminosulfonylamino(C₁₋₆alkyl)aminoC₁₋₆alkyl; cyano; thiophenyl;
 thiophenyl substituted with di(C₁₋₆alkyl)aminoC₁₋₆alkyl(C₁₋₆alkyl)aminoC₁₋₆alkyl,
 di(C₁₋₆alkyl)aminoC₁₋₆alkyl, C₁₋₆alkylpiperazinylC₁₋₆alkyl,
 hydroxyC₁₋₆alkylpiperazinylC₁₋₆alkyl,
 hydroxyC₁₋₆alkyloxyC₁₋₆alkylpiperazinylC₁₋₆alkyl,
 di(C₁₋₆alkyl)aminosulfonylpiperazinylC₁₋₆alkyl,
 C₁₋₆alkyloxypiperidinyl, C₁₋₆alkyloxypiperidinylC₁₋₆alkyl, morpholinylC₁₋₆alkyl,
 hydroxyC₁₋₆alkyl(C₁₋₆alkyl)aminoC₁₋₆alkyl, or di(hydroxyC₁₋₆alkyl)aminoC₁₋₆alkyl;
 furanyl; furanyl substituted with hydroxyC₁₋₆alkyl; benzofuranyl; imidazolyl;
 oxazolyl; oxazolyl substituted with aryl and C₁₋₆alkyl; C₁₋₆alkyltriazolyl; tetrazolyl;
 pyrrolidinyl; pyrrolyl; piperidinylC₁₋₆alkyloxy; morpholinyl; C₁₋₆alkylmorpholinyl;
 morpholinylC₁₋₆alkyloxy;

morpholinylC₁₋₆alkyl; morpholinylC₁₋₆alkylamino;
 morpholinylC₁₋₆alkylaminoC₁₋₆alkyl; piperazinyl; C₁₋₆alkylpiperazinyl;

C₁₋₆alkylpiperazinylC₁₋₆alkyloxy; piperazinylC₁₋₆alkyl;
naphtalenylsulfonylpiperazinyl; naphtalenylsulfonylpiperidinyl; naphtalenylsulfonyl
C₁₋₆alkylpiperazinylC₁₋₆alkyl; C₁₋₆alkylpiperazinylC₁₋₆alkylamino;
C₁₋₆alkylpiperazinylC₁₋₆alkylaminoC₁₋₆alkyl; C₁₋₆alkylpiperazinylsulfonyl;
aminosulfonylpiperazinylC₁₋₆alkyloxy; aminosulfonylpiperazinyl;
aminosulfonylpiperazinylC₁₋₆alkyl; di(C₁₋₆alkyl)aminosulfonylpiperazinyl;
di(C₁₋₆alkyl)aminosulfonylpiperazinylC₁₋₆alkyl; hydroxyC₁₋₆alkylpiperazinyl;
hydroxyC₁₋₆alkylpiperazinylC₁₋₆alkyl; C₁₋₆alkyloxy piperidinyl;
C₁₋₆alkyloxy piperidinylC₁₋₆alkyl; piperidinylaminoC₁₋₆alkylamino;
piperidinylaminoC₁₋₆alkylaminoC₁₋₆alkyl;
(C₁₋₆alkylpiperidinyl)(hydroxyC₁₋₆alkyl)aminoC₁₋₆alkylamino;
(C₁₋₆alkylpiperidinyl)(hydroxyC₁₋₆alkyl)aminoC₁₋₆alkylaminoC₁₋₆alkyl;
hydroxyC₁₋₆alkyloxyC₁₋₆alkylpiperazinyl;
hydroxyC₁₋₆alkyloxyC₁₋₆alkylpiperazinylC₁₋₆alkyl;
(hydroxyC₁₋₆alkyl)(C₁₋₆alkyl)amino; (hydroxyC₁₋₆alkyl)(C₁₋₆alkyl)aminoC₁₋₆alkyl;
hydroxyC₁₋₆alkylaminoC₁₋₆alkyl; di(hydroxyC₁₋₆alkyl)aminoC₁₋₆alkyl;
pyrrolidinylC₁₋₆alkyl; pyrrolidinylC₁₋₆alkyloxy; pyrazolyl; thiopyrazolyl; pyrazolyl
substituted with two substituents selected from C₁₋₆alkyl or trihaloC₁₋₆alkyl;
pyridinyl; pyridinyl substituted with C₁₋₆alkyloxy, aryloxy or aryl; pyrimidinyl;
tetrahydropyrimidinylpiperazinyl; tetrahydropyrimidinylpiperazinylC₁₋₆alkyl;
quinolinyl; indolyl; phenyl; phenyl substituted with one, two or three substituents
independently selected from halo, amino, nitro, C₁₋₆alkyl, C₁₋₆alkyloxy,
hydroxyC₁₋₄alkyl, trifluoromethyl, trifluoromethyloxy, hydroxyC₁₋₄alkyloxy,

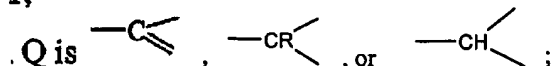
C₁₋₄alkylsulfonyl, C₁₋₄alkyloxyC₁₋₄alkyloxy, C₁₋₄alkyloxycarbonyl,
aminoC₁₋₄alkyloxy, di(C₁₋₄alkyl)aminoC₁₋₄alkyloxy, di(C₁₋₄alkyl)amino,
di(C₁₋₄alkyl)aminocarbonyl, di(C₁₋₄alkyl)aminoC₁₋₄alkyl,
di(C₁₋₄alkyl)aminoC₁₋₄alkylaminoC₁₋₄alkyl,
di(C₁₋₄alkyl)amino(C₁₋₄alkyl)amino, di(C₁₋₄alkyl)amino(C₁₋₄alkyl)aminoC₁₋₄alkyl,
di(C₁₋₄alkyl)aminoC₁₋₄alkyl(C₁₋₄alkyl)amino,
di(C₁₋₄alkyl)aminoC₁₋₄alkyl(C₁₋₄alkyl)aminoC₁₋₄alkyl,
aminosulfonylamino(C₁₋₄alkyl)amino,
aminosulfonylamino(C₁₋₄alkyl)aminoC₁₋₄alkyl,
di(C₁₋₄alkyl)aminosulfonylamino(C₁₋₄alkyl)amino,
di(C₁₋₄alkyl)aminosulfonylamino(C₁₋₄alkyl)aminoC₁₋₆alkyl, cyano,
piperidinylC₁₋₄alkyloxy, pyrrolidinylC₁₋₄alkyloxy, aminosulfonylpiperazinyl,
aminosulfonylpiperazinylC₁₋₄alkyl, di(C₁₋₄alkyl)aminosulfonylpiperazinyl,
di(C₁₋₄alkyl)aminosulfonylpiperazinylC₁₋₄alkyl, hydroxyC₁₋₄alkylpiperazinyl,
hydroxyC₁₋₄alkylpiperazinylC₁₋₄alkyl, C₁₋₄alkyloxypiperidinyl,

C_{1-4} alkyloxy piperidinyl C_{1-4} alkyl, hydroxy C_{1-4} alkyloxy C_{1-4} alkyl piperazinyl,
 hydroxy C_{1-4} alkyloxy C_{1-4} alkyl piperazinyl C_{1-4} alkyl,
 (hydroxy C_{1-4} alkyl) C_{1-4} alkyl amino, (hydroxy C_{1-4} alkyl) C_{1-4} alkyl amino C_{1-4} alkyl,
 di(hydroxy C_{1-4} alkyl) amino, di(hydroxy C_{1-4} alkyl) amino C_{1-4} alkyl, furanyl, furanyl
 substituted with $-CH=CH-CH=CH-$, pyrrolidinyl C_{1-4} alkyl, pyrrolidinyl C_{1-4} alkyloxy,
 morpholinyl, morpholinyl C_{1-4} alkyloxy, morpholinyl C_{1-4} alkyl,
 morpholinyl C_{1-4} alkyl amino, morpholinyl C_{1-4} alkyl amino C_{1-4} alkyl, piperazinyl,
 C_{1-4} alkyl piperazinyl, C_{1-4} alkyl piperazinyl C_{1-4} alkyloxy, piperazinyl C_{1-4} alkyl,
 C_{1-4} alkyl piperazinyl C_{1-4} alkyl, C_{1-4} alkyl piperazinyl C_{1-4} alkyl amino,
 C_{1-4} alkyl piperazinyl C_{1-4} alkyl amino C_{1-6} alkyl, tetrahydropyrimidinyl piperazinyl,
 tetrahydropyrimidinyl piperazinyl C_{1-4} alkyl, piperidinyl amino C_{1-4} alkyl amino,
 piperidinyl amino C_{1-4} alkyl amino C_{1-4} alkyl,
 (C_{1-4} alkyl piperidinyl) (hydroxy C_{1-4} alkyl) amino C_{1-4} alkyl amino,
 (C_{1-4} alkyl piperidinyl) (hydroxy C_{1-4} alkyl) amino C_{1-4} alkyl amino C_{1-4} alkyl,
 pyridinyl C_{1-4} alkyloxy,
 hydroxy C_{1-4} alkyl amino, hydroxy C_{1-4} alkyl amino C_{1-4} alkyl,
 di(C_{1-4} alkyl) amino C_{1-4} alkyl amino, aminothiadiazolyl,
 aminosulfonyl piperazinyl C_{1-4} alkyloxy, or thiophenyl C_{1-4} alkyl amino;
 each R^5 and R^6 can be placed on the nitrogen in replacement of the hydrogen;

aryl in the above is phenyl, or phenyl substituted with one or more substituents each
 independently selected from halo, C_{1-6} alkyl, C_{1-6} alkyloxy, trifluoromethyl, cyano or
 hydroxycarbonyl.

[0159] Other embodiments of the compound according to paragraph [0158] are those in which
 one or more of the following apply (wherein each of R^2 , R^3 , and R^4 in this paragraph corresponds to
 R^{12} , R^{13} , and R^{14} , respectively, in paragraph [0158]):

n is 1;



R^2 is hydrogen or nitro;

R^3 is hydrogen;

when Z is equal to $-\text{CH}$ (with two bonds extending from the carbon), then -L- is the bivalent radical $-\text{C}_{1-6}\text{alkanediylNH}-$;

R^4 is hydrogen, C_{1-6} alkyl or aryl;

$\text{---}(\text{A})$ is a radical selected from (a-1) or (a-21);

each s is independently 0, 1 or 2;

each R^5 is independently selected from hydrogen; halo; trihalo C_{1-6} alkyl;

trihalo C_{1-6} alkyloxy; C_{1-6} alkyl; C_{1-6} alkyloxy; C_{1-6} alkylcarbonyl; aryloxy; cyano or phenyl.

[0160] Other embodiments of the compound according to paragraph [0158] are those in which one or more of the following apply (wherein each of R^2 , R^3 , and R^4 in this paragraph corresponds to R^{12} , R^{13} , and R^{14} , respectively, in paragraph [0158]):

n is 1;

Q is $-\text{C}$ (with two bonds extending from the carbon), $-\text{CR}$ (with two bonds extending from the carbon), or $-\text{CH}$ (with two bonds extending from the carbon);

X is nitrogen;

Y is nitrogen;

R^2 is hydrogen;

R^3 is hydrogen;

when Z is equal to $-\text{CH}$ (with two bonds extending from the carbon), then -L- is the bivalent radical $-\text{C}_{1-6}\text{alkanediylNH}-$;

R^4 is hydrogen, C_{1-6} alkyl or aryl;

$\text{---}(\text{A})$ is the radical (a-1);

each s is independently 0 or 1;

each R^5 is independently selected from hydrogen or phenyl.

[0161] Other embodiments of the compound according to paragraph [0158] are those in which one or more of the following apply (wherein each of R^2 , R^3 , and R^4 in this paragraph corresponds to R^{12} , R^{13} , and R^{14} , respectively, in paragraph [0158]):

Z is N;

R² is hydrogen, halo, hydroxy, amino, nitro, C₁₋₆alkyl, C₁₋₆alkyloxy, trifluoromethyl or di(C₁₋₆alkyl)amino;

R³ is hydrogen, hydroxy, amino, hydroxyC₁₋₆alkyl, C₁₋₆alkyl, C₁₋₆alkyloxy, arylC₁₋₆alkyl, aminocarbonyl, aminoC₁₋₆alkyl, C₁₋₆alkylaminoC₁₋₆alkyl or di(C₁₋₆alkyl)aminoC₁₋₆alkyl;

R⁴ is hydrogen;

—A is a radical selected from (a-1), (a-3), (a-4), (a-5), (a-6), (a-7), (a-8), (a-9), (a-10), (a-11), (a-12), (a-13), (a-14), (a-15), (a-16), (a-17), (a-18), (a-19), (a-20), (a-21), (a-22), (a-23), (a-24), (a-25), (a-26), (a-28), (a-29), (a-30), (a-31), (a-32), (a-33), (a-34), (a-35), (a-36), (a-37), (a-38), (a-39), (a-40), (a-41), (a-42), (a-44), (a-45), (a-46), (a-47), (a-48) or (a-51);

each s is independently 0, 1, 2, 3 or 4;

R⁵ is hydrogen; halo; hydroxy; amino; nitro; trihaloC₁₋₆alkyl; trihaloC₁₋₆alkyloxy; C₁₋₆alkyl; C₁₋₆alkyloxy; C₁₋₆alkylcarbonyl; C₁₋₆alkyloxycarbonyl; C₁₋₆alkylsulfonyl; hydroxyC₁₋₆alkyl; aryloxy; di(C₁₋₆alkyl)amino; cyano; thiophenyl; furanyl; furanyl substituted with hydroxyC₁₋₆alkyl; benzofuranyl; imidazolyl; oxazolyl; oxazolyl substituted with aryl and C₁₋₆alkyl; C₁₋₆alkyltriazolyl; tetrazolyl; pyrrolidinyl; pyrrolyl; morpholinyl; C₁₋₆alkylmorpholinyl; piperazinyl; C₁₋₆alkylpiperazinyl;

hydroxyC₁₋₆alkylpiperazinyl; C₁₋₆alkyloxypiperidinyl; pyrazolyl; pyrazolyl substituted with one or two substituents selected from C₁₋₆alkyl or trihaloC₁₋₆alkyl; pyridinyl; pyridinyl substituted with C₁₋₆alkyloxy, aryloxy or aryl; pyrimidinyl; quinolinyl; indole; phenyl; or phenyl substituted with one or two substituents independently selected from halo, C₁₋₆alkyl, C₁₋₆alkyloxy or trifluoromethyl;

R⁶ is hydrogen; halo; hydroxy; amino; nitro; trihaloC₁₋₆alkyl; trihaloC₁₋₆alkyloxy; C₁₋₆alkyl; C₁₋₆alkyloxy; C₁₋₆alkylcarbonyl; C₁₋₆alkyloxycarbonyl; C₁₋₆alkylsulfonyl; hydroxyC₁₋₆alkyl; aryloxy; di(C₁₋₆alkyl)amino; cyano; pyridinyl; phenyl; or phenyl substituted with one or two substituents independently selected from halo, C₁₋₆alkyl, C₁₋₆alkyloxy or trifluoromethyl.

[0162] Other embodiments of the compound according to paragraph [0158] include the following (wherein each of R², R³, and R⁴ in this paragraph corresponds to R¹², R¹³, and R¹⁴, respectively, in paragraph [0158]):

Z is N;

R² is hydrogen, halo, hydroxy, amino, nitro, C₁₋₆alkyl, C₁₋₆alkyloxy, trifluoromethyl or di(C₁₋₆alkyl)amino;

R³ is hydrogen, hydroxy, amino, hydroxyC₁₋₆alkyl, C₁₋₆alkyl, C₁₋₆alkyloxy, arylC₁₋₆alkyl, aminocarbonyl, aminoC₁₋₆alkyl, C₁₋₆alkylaminoC₁₋₆alkyl or di(C₁₋₆alkyl)aminoC₁₋₆alkyl;

R⁴ is hydrogen;




—**(A)** is a radical selected from (a-1), (a-3), (a-4), (a-5), (a-6), (a-7), (a-8), (a-9), (a-10), (a-11), (a-12), (a-13), (a-14), (a-15), (a-16), (a-17), (a-18), (a-19), (a-20), (a-21), (a-22), (a-23), (a-24), (a-25), (a-26), (a-28), (a-29), (a-30), (a-31), (a-32), (a-33), (a-34), (a-35), (a-36), (a-37), (a-38), (a-39), (a-40), (a-41), (a-42), (a-44), (a-45), (a-46), (a-47), (a-48) or (a-51);

each s is independently 0, 1, 2, 3 or 4;


R⁵ is hydrogen; halo; hydroxy; amino; nitro; trihaloC₁₋₆alkyl; trihaloC₁₋₆alkyloxy; C₁₋₆alkyl; C₁₋₆alkyloxy; C₁₋₆alkylcarbonyl; C₁₋₆alkyloxy carbonyl; C₁₋₆alkylsulfonyl; hydroxyC₁₋₆alkyl; aryloxy; di(C₁₋₆alkyl)amino; cyano; thiophenyl; furanyl; furanyl substituted with hydroxyC₁₋₆alkyl; benzofuranyl; imidazolyl; oxazolyl; oxazolyl substituted with aryl and C₁₋₆alkyl; C₁₋₆alkyltriazolyl; tetrazolyl; pyrrolidinyl; pyrrolyl; morpholinyl; C₁₋₆alkylmorpholinyl; piperazinyl; C₁₋₆alkylpiperazinyl;


hydroxyC₁₋₆alkylpiperazinyl; C₁₋₆alkyloxypiperidinyl; pyrazolyl; pyrazolyl substituted with one or two substituents selected from C₁₋₆alkyl or trihaloC₁₋₆alkyl; pyridinyl; pyridinyl substituted with C₁₋₆alkyloxy, aryloxy or aryl; pyrimidinyl; quinolinyl; indole; phenyl; or phenyl substituted with one or two substituents independently selected from halo, C₁₋₆alkyl, C₁₋₆alkyloxy or trifluoromethyl; and R⁶ is hydrogen; halo; hydroxy; amino; nitro; trihaloC₁₋₆alkyl; trihaloC₁₋₆alkyloxy; C₁₋₆alkyl; C₁₋₆alkyloxy; C₁₋₆alkylcarbonyl; C₁₋₆alkyloxycarbonyl; C₁₋₆alkylsulfonyl; hydroxyC₁₋₆alkyl; aryloxy; di(C₁₋₆alkyl)amino; cyano; pyridinyl; phenyl; or phenyl substituted with one or two substituents independently selected from halo, C₁₋₆alkyl, C₁₋₆alkyloxy or trifluoromethyl.

[0163] Other embodiments of the compound according to paragraph [0158] include the following (wherein each of R², R³, and R⁴ in this paragraph corresponds to R¹², R¹³, and R¹⁴, respectively, in paragraph [0158]):

n is 1; Q is , , or  ;


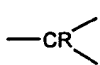

R² is hydrogen or nitro; R³ is


hydrogen; when Z is equal to , then -L- is the bivalent radical

-C₁₋₆alkanediylnH-; R⁴ is hydrogen, C₁₋₆alkyl or aryl;  is a radical selected from (a-1) or (a-21); each s is independently 0, 1 or 2; and each R⁵ is independently selected from hydrogen; halo; trihaloC₁₋₆alkyl; trihaloC₁₋₆alkyloxy; C₁₋₆alkyl; C₁₋₆alkyloxy; C₁₋₆alkylcarbonyl; aryloxy; cyano or phenyl.

[0164] Other embodiments of the compound according to paragraph [0158] include the following (wherein each of R², R³, and R⁴ in this paragraph corresponds to R¹², R¹³, and R¹⁴, respectively, in paragraph [0158]):

n is 1; X is nitrogen; Y is nitrogen;

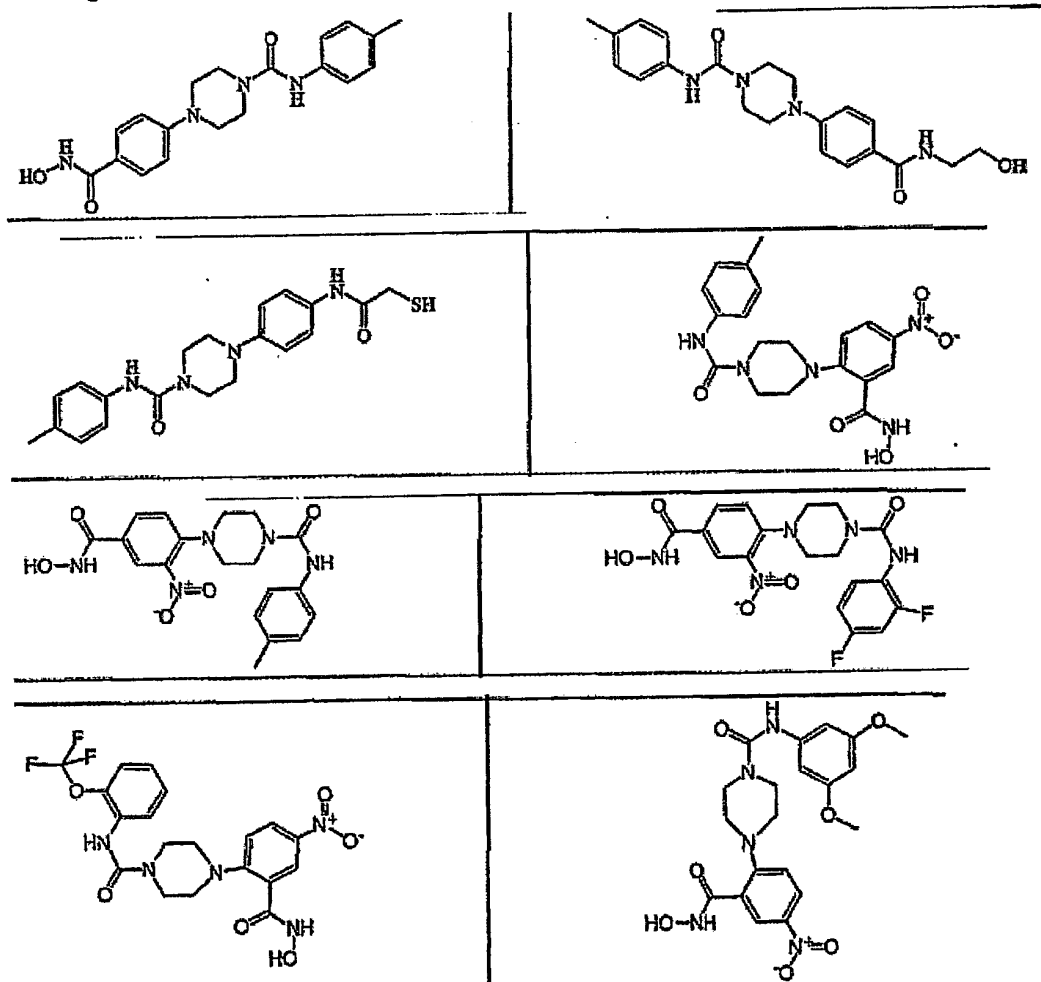
Q is , , or  ;

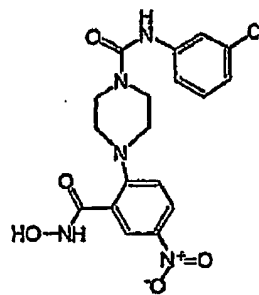
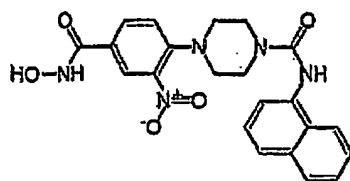
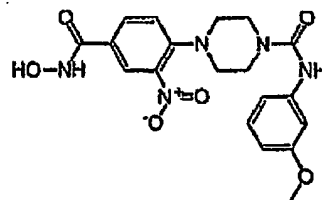
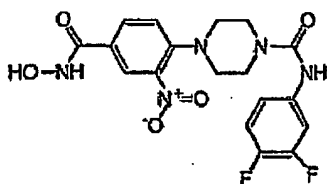
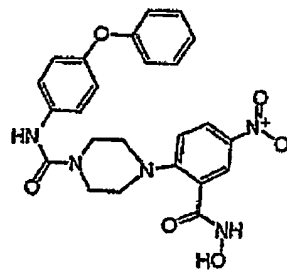
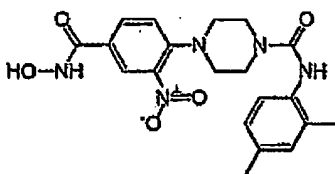
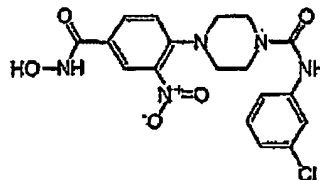
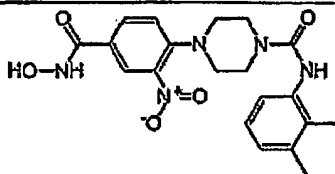
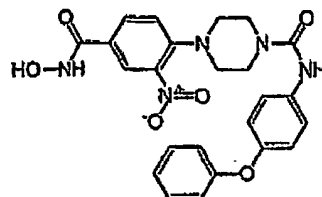
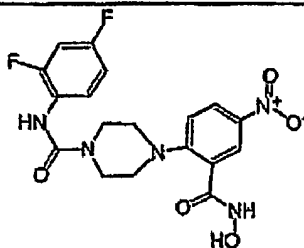
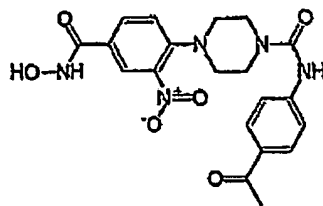
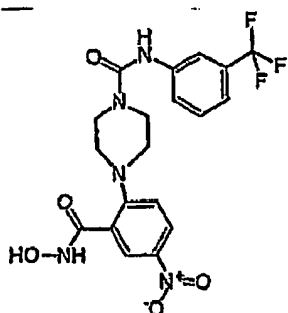
R² is hydrogen; R³ is hydrogen; when Z is equal to , then

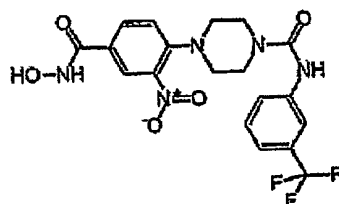
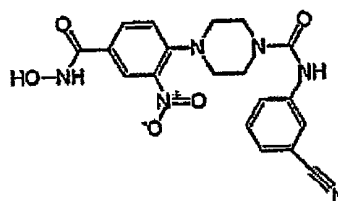
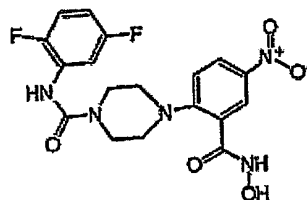
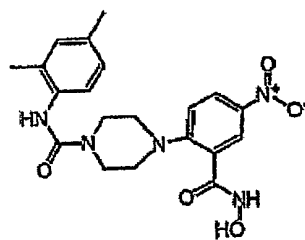
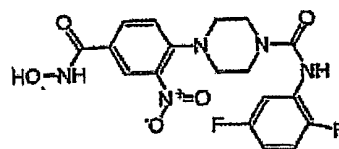
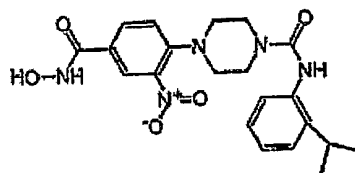
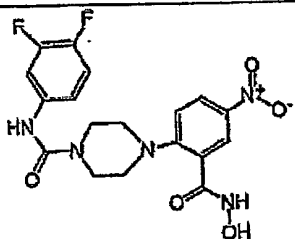
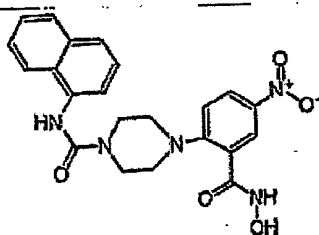
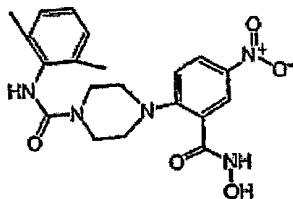
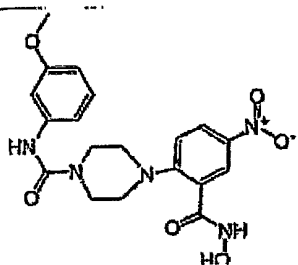
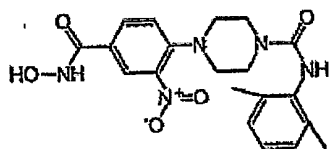
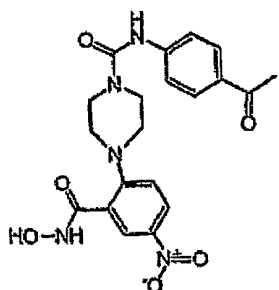
-L- is the bivalent radical -C₁₋₆alkanediylNH-; R⁴ is hydrogen, C₁₋₆alkyl or aryl;

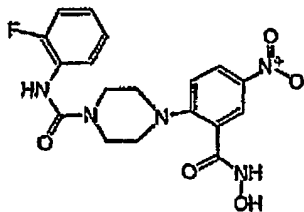
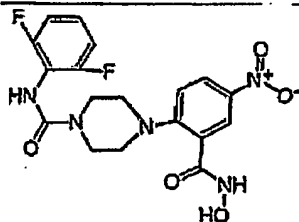
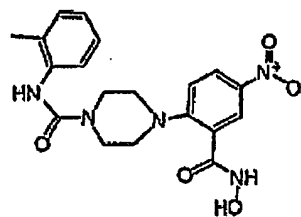
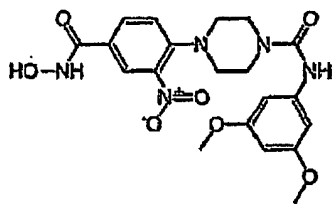
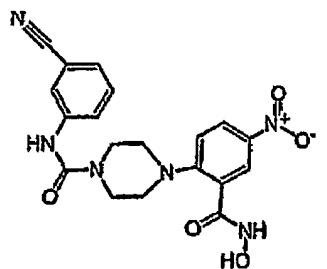
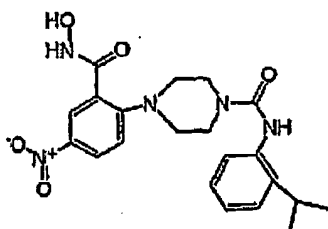
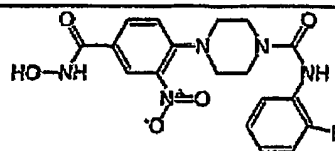
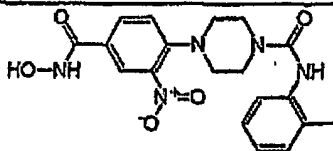
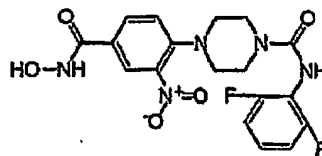
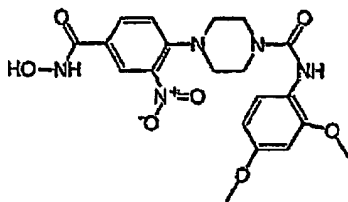
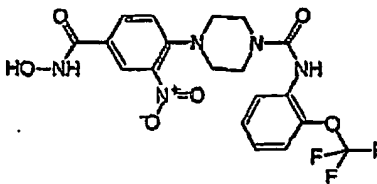
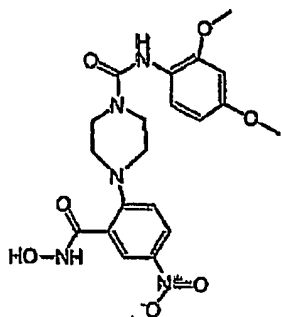
(A) is the radical (a-1); each s is independently 0 or 1; and each R⁵ is independently selected from hydrogen or phenyl.

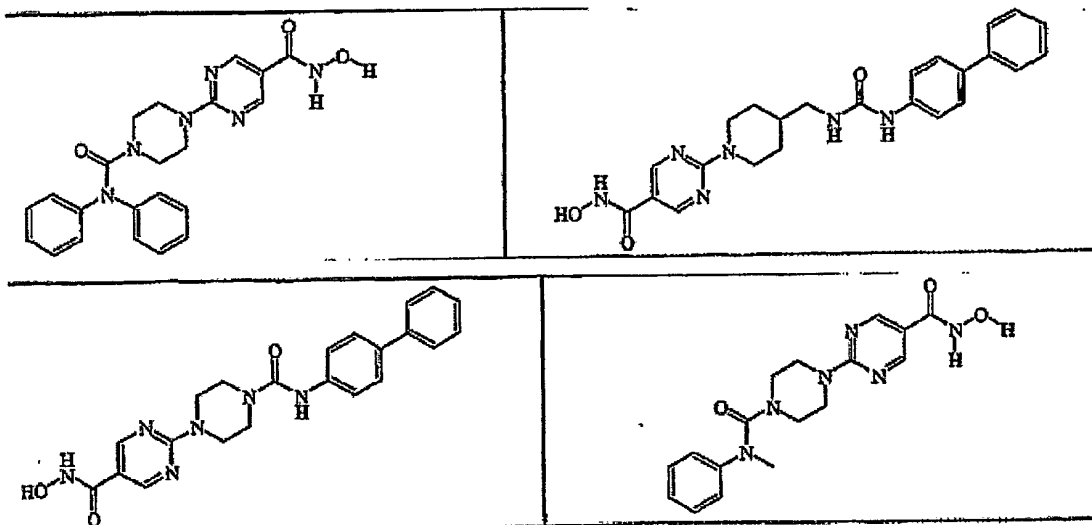
[0165] Particular embodiments of the compound according to paragraph [0158] include the following



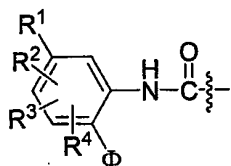








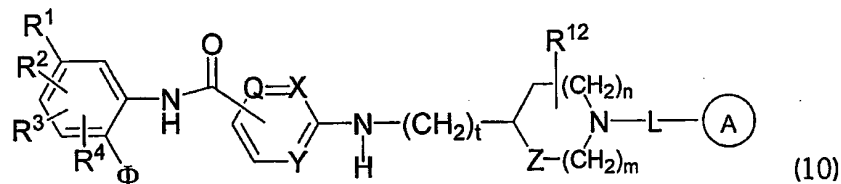
in which the terminal hydroxamic acid moiety (-C(O)-NH-OH) is replaced with



wherein Φ , R^1 , R^2 , R^3 , and R^4 are as defined in accordance with paragraph [0046], and preferably [0048] and [0049].

[0166] In the compounds of paragraphs [0158] - [0165], R^1 , R^2 , R^3 , and R^4 are preferably as defined in paragraphs [0048] and [0049]. In other embodiments of the compounds of paragraphs [0158] - [0165], R^1 , R^2 , R^3 , and R^4 are all H.

[0167] In another embodiment, the invention comprises compounds of the following structural formula (10):



or a pharmaceutically acceptable salt thereof, wherein

Φ is $-\text{NH}_2$ or $-\text{OH}$;

R^1 is H or as defined in paragraph [0046];

R^2 , R^3 , and R^4 are as defined in paragraph [0046];

n is 0, 1, 2 or 3 and when n is 0 then a direct bond is intended;

m is 0, 1, 2 or 3 and when m is 0 then a direct bond is intended;

t is 0 or 1 and when t is 0 then a direct bond is intended;

Q is nitrogen or $\text{—C}=\text{C}$, —CR , or —CH ;

X is nitrogen or $\text{—C}=\text{C}$;

Y is nitrogen or $\text{—C}=\text{C}$;

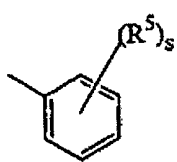
Z is $\text{—CH}_2\text{—}$ or —O— ;

R is selected from the group consisting of hydrogen, halogen, —NH_2 , nitro, hydroxy, aryl, heterocyclyl, $\text{C}_3\text{—C}_8\text{—cycloalkyl}$, heteroaryl, $\text{C}_1\text{—C}_7\text{—alkyl}$, haloalkyl, $\text{C}_1\text{—C}_7\text{—alkenyl}$, $\text{C}_1\text{—C}_7\text{—alkynyl}$, $\text{C}_1\text{—C}_7\text{—acyl}$, $\text{C}_1\text{—C}_7\text{—alkyl-aryloxy}$, $\text{C}_1\text{—C}_7\text{—alkyl-arylsulfanyl}$, $\text{C}_1\text{—C}_7\text{—alkyl-arylsulfinyl}$, $\text{C}_1\text{—C}_7\text{—alkyl-arylsulfonyl}$, $\text{C}_1\text{—C}_7\text{—alkyl-arylamino}$, $\text{C}_1\text{—C}_7\text{—alkyl-arylamine}$, $\text{C}_1\text{—C}_7\text{—alkynyl-C(O)-amine}$, $\text{C}_1\text{—C}_7\text{—alkenyl-C(O)-amine}$, $\text{C}_1\text{—C}_7\text{—alkynyl-R}^9$, $\text{C}_1\text{—C}_7\text{—alkenyl-R}^9$ wherein R^9 is hydrogen, hydroxy, amino, $\text{C}_1\text{—C}_7\text{—alkyl}$ or $\text{C}_1\text{—C}_7\text{—alkoxy}$;

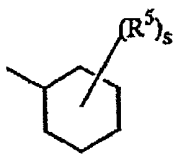
R^{12} is hydrogen, hydroxy, amino, hydroxy $\text{C}_{1-6}\text{alkyl}$, $\text{C}_{1-6}\text{alkyl}$, $\text{C}_{1-6}\text{alkyloxy}$, aryl $\text{C}_{1-6}\text{alkyl}$, aminocarbonyl, hydroxycarbonyl, amino $\text{C}_{1-6}\text{alkyl}$, aminocarbonyl $\text{C}_{1-6}\text{alkyl}$, hydroxycarbonyl $\text{C}_{1-6}\text{alkyl}$, hydroxyaminocarbonyl, $\text{C}_{1-6}\text{alkyloxycarbonyl}$, $\text{C}_{1-6}\text{alkylaminoC}_{1-6}\text{alkyl}$ or di($\text{C}_{1-6}\text{alkyl}$)amino $\text{C}_{1-6}\text{alkyl}$;

—L— is a bivalent radical selected from $\text{C}_{1-6}\text{alkanediy}$, carbonyl, sulfonyl, or $\text{C}_{1-6}\text{alkanediy}$ substituted with phenyl;

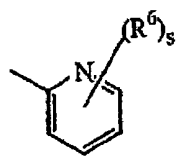
—(A) is a radical selected from



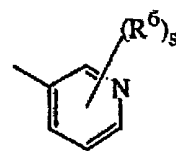
(a-1)



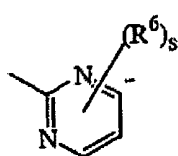
(a-2)



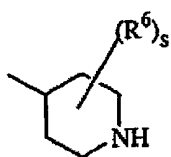
(a-3)



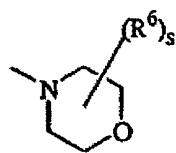
(a-4)



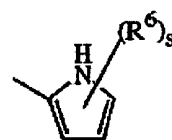
(a-5)



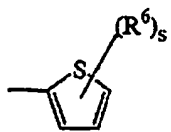
(a-6)



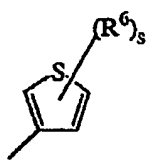
(a-7)



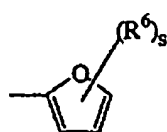
(a-8)



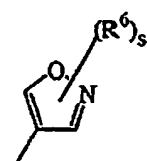
(a-9)



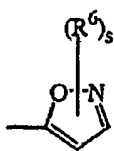
(a-10)



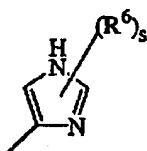
(a-11)



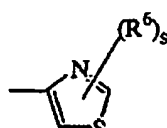
(a-12)



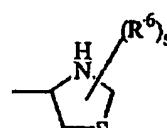
(a-13)



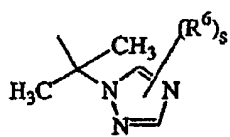
(a-14)



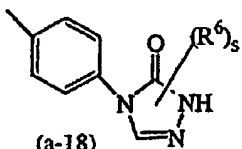
(a-15)



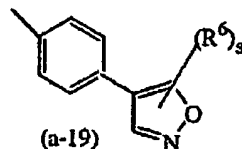
(a-16)



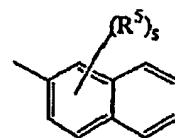
(a-17)



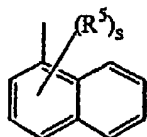
(a-18)



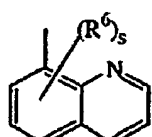
(a-19)



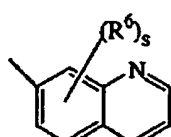
(a-20)



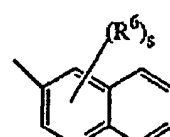
(a-21)



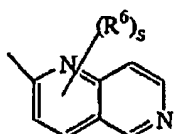
(a-22)



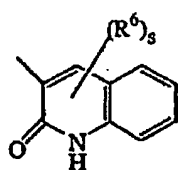
(a-23)



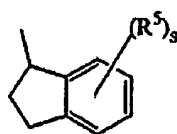
(a-24)



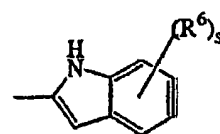
(a-25)



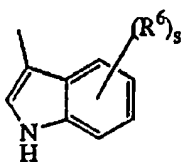
(a-26)



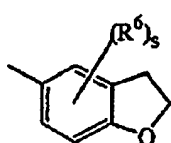
(a-27)



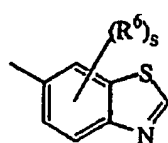
(a-28)



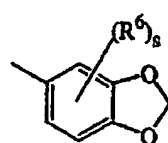
(a-29)



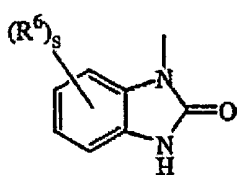
(a-30)



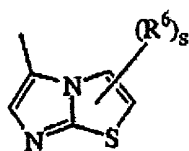
(a-31)



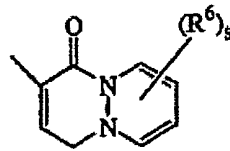
(a-32)



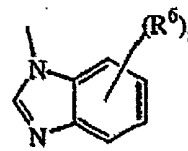
(a-33)



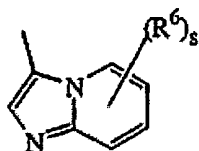
(a-34)



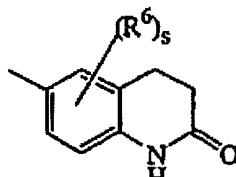
(a-35)



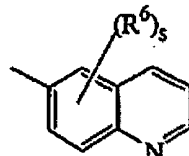
(a-36)



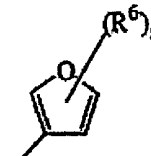
(a-37)



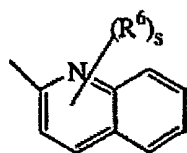
(a-38)



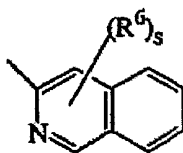
(a-39)



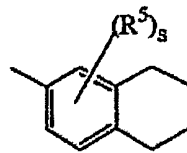
(a-40)



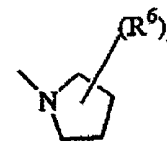
(a-41)



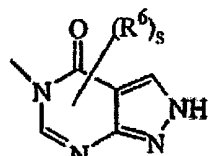
(a-42)



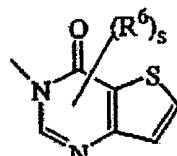
(a-43)



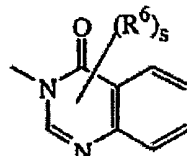
(a-44)



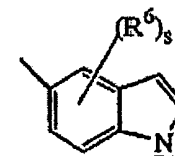
(a-45)



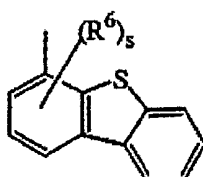
(a-46)



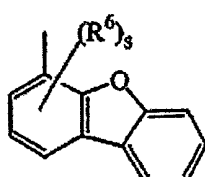
(a-47)



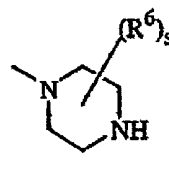
(a-48)



(a-49)



(a-50)



(a-51)

wherein each s is independently 0, 1, 2, 3, 4 or 5;

each R^5 and R^6 are independently selected from hydrogen; halo; hydroxy; amino; nitro; trihaloC₁₋₆alkyl; trihaloC₁₋₆alkyloxy; C₁₋₆alkyl; C₁₋₆alkyl substituted with aryl and C₃₋₁₀cycloalkyl; C₁₋₆alkyloxy; C₁₋₆alkyloxyC₁₋₆alkyloxy; C₁₋₆alkylcarbonyl; C₁₋₆alkyloxycarbonyl; C₁₋₆alkylsulfonyl; cyanoC₁₋₆alkyl; hydroxyC₁₋₆alkyl;

hydroxyC₁₋₆alkyloxy; hydroxyC₁₋₆alkylamino; aminoC₁₋₆alkyloxy;
di(C₁₋₆alkyl)aminocarbonyl; di(hydroxyC₁₋₆alkyl)amino; (aryl)(C₁₋₆alkyl)amino;
di(C₁₋₆alkyl)aminoC₁₋₆alkyloxy; di(C₁₋₆alkyl)aminoC₁₋₆alkylamino;
di(C₁₋₆alkyl)aminoC₁₋₆alkylaminoC₁₋₆alkyl; arylsulfonyl; arylsulfonylamino;
aryloxy; aryloxyC₁₋₆alkyl; arylC₂₋₆alkenediyl; di(C₁₋₆alkyl)amino;
di(C₁₋₆alkyl)aminoC₁₋₆alkyl; di(C₁₋₆alkyl)amino(C₁₋₆alkyl)amino;

di(C₁₋₆alkyl)amino(C₁₋₆alkyl)aminoC₁₋₆alkyl;
di(C₁₋₆alkyl)aminoC₁₋₆alkyl(C₁₋₆alkyl)amino;
di(C₁₋₆alkyl)aminoC₁₋₆alkyl(C₁₋₆alkyl)aminoC₁₋₆alkyl;
aminosulfonylamino(C₁₋₆alkyl)amino;
aminosulfonylamino(C₁₋₆alkyl)aminoC₁₋₆alkyl;
di(C₁₋₆alkyl)aminosulfonylamino(C₁₋₆alkyl)amino;
di(C₁₋₆alkyl)aminosulfonylamino(C₁₋₆alkyl)aminoC₁₋₆alkyl; cyano; thiophenyl;
thiophenyl substituted with di(C₁₋₆alkyl)aminoC₁₋₆alkyl(C₁₋₆alkyl)aminoC₁₋₆alkyl,
di(C₁₋₆alkyl)aminoC₁₋₆alkyl, C₁₋₆alkylpiperazinylC₁₋₆alkyl,
hydroxyC₁₋₆alkylpiperazinylC₁₋₆alkyl,
hydroxyC₁₋₆alkyloxyC₁₋₆alkylpiperazinylC₁₋₆alkyl,
di(C₁₋₆alkyl)aminosulfonylpiperazinylC₁₋₆alkyl,
C₁₋₆alkyloxypiperidinyl, C₁₋₆alkyloxypiperidinylC₁₋₆alkyl, morpholinylC₁₋₆alkyl,
hydroxyC₁₋₆alkyl(C₁₋₆alkyl)aminoC₁₋₆alkyl, or di(hydroxyC₁₋₆alkyl)aminoC₁₋₆alkyl;
furanyl; furanyl substituted with hydroxyC₁₋₆alkyl; benzofuranyl; imidazolyl;
oxazolyl; oxazolyl substituted with aryl and C₁₋₆alkyl; C₁₋₆alkyltriazolyl; tetrazolyl;
pyrrolidinyl; pyrrolyl; piperidinylC₁₋₆alkyloxy; morpholinyl; C₁₋₆alkylmorpholinyl;
morpholinylC₁₋₆alkyloxy;
morpholinylC₁₋₆alkyl; morpholinylC₁₋₆alkylamino;
morpholinylC₁₋₆alkylaminoC₁₋₆alkyl; piperazinyl; C₁₋₆alkylpiperazinyl;

C₁₋₆alkylpiperazinylC₁₋₆alkyloxy; piperazinylC₁₋₆alkyl;
naphtalenylsulfonylpiperazinyl; naphtalenylsulfonylpiperidinyl; naphtalenylsulfonyl;
C₁₋₆alkylpiperazinylC₁₋₆alkyl; C₁₋₆alkylpiperazinylC₁₋₆alkylamino;

C₁₋₆alkylpiperazinylC₁₋₆alkylaminoC₁₋₆alkyl; C₁₋₆alkylpiperazinylsulfonyl;
 aminosulfonylpiperazinylC₁₋₆alkyloxy; aminosulfonylpiperazinyl;
 aminosulfonylpiperazinylC₁₋₆alkyl; di(C₁₋₆alkyl)aminosulfonylpiperazinyl;
 di(C₁₋₆alkyl)aminosulfonylpiperazinylC₁₋₆alkyl; hydroxyC₁₋₆alkylpiperazinyl;
 hydroxyC₁₋₆alkylpiperazinylC₁₋₆alkyl; C₁₋₆alkyloxy piperidinyl;
 C₁₋₆alkyloxy piperidinylC₁₋₆alkyl; piperidinylaminoC₁₋₆alkylamino;
 piperidinylaminoC₁₋₆alkylaminoC₁₋₆alkyl;
 (C₁₋₆alkylpiperidinyl)(hydroxyC₁₋₆alkyl)aminoC₁₋₆alkylamino;
 (C₁₋₆alkylpiperidinyl)(hydroxyC₁₋₆alkyl)aminoC₁₋₆alkylaminoC₁₋₆alkyl;
 hydroxyC₁₋₆alkyloxyC₁₋₆alkylpiperazinyl;
 hydroxyC₁₋₆alkyloxyC₁₋₆alkylpiperazinylC₁₋₆alkyl;
 (hydroxyC₁₋₆alkyl)(C₁₋₆alkyl)amino; (hydroxyC₁₋₆alkyl)(C₁₋₆alkyl)aminoC₁₋₆alkyl;
 hydroxyC₁₋₆alkylaminoC₁₋₆alkyl; di(hydroxyC₁₋₆alkyl)aminoC₁₋₆alkyl;

 pyrrolidinylC₁₋₆alkyl; pyrrolidinylC₁₋₆alkyloxy; pyrazolyl; thiopyrazolyl; pyrazolyl
 substituted with two substituents selected from C₁₋₆alkyl or trihaloC₁₋₆alkyl;
 pyridinyl; pyridinyl substituted with C₁₋₆alkyloxy, aryloxy or aryl; pyrimidinyl;
 tetrahydropyrimidinylpiperazinyl; tetrahydropyrimidinylpiperazinylC₁₋₆alkyl;
 quinolinyl; indolyl; phenyl; phenyl substituted with one, two or three substituents
 independently selected from halo, amino, nitro, C₁₋₆alkyl, C₁₋₆alkyloxy,
 hydroxyC₁₋₄alkyl, trifluoromethyl, trifluoromethyloxy, hydroxyC₁₋₄alkyloxy,
 C₁₋₄alkylsulfonyl, C₁₋₄alkyloxyC₁₋₄alkyloxy, C₁₋₄alkyloxycarbonyl,
 aminoC₁₋₄alkyloxy, di(C₁₋₄alkyl)aminoC₁₋₄alkyloxy, di(C₁₋₄alkyl)amino,
 di(C₁₋₄alkyl)aminocarbonyl, di(C₁₋₄alkyl)aminoC₁₋₄alkyl,
 di(C₁₋₄alkyl)aminoC₁₋₄alkylaminoC₁₋₄alkyl,
 di(C₁₋₄alkyl)amino(C₁₋₄alkyl)amino, di(C₁₋₄alkyl)amino(C₁₋₄alkyl)aminoC₁₋₄alkyl,
 di(C₁₋₄alkyl)aminoC₁₋₄alkyl(C₁₋₄alkyl)amino,
 di(C₁₋₄alkyl)aminoC₁₋₄alkyl(C₁₋₄alkyl)aminoC₁₋₄alkyl,
 aminosulfonylamino(C₁₋₄alkyl)amino,
 aminosulfonylamino(C₁₋₄alkyl)aminoC₁₋₄alkyl,
 di(C₁₋₄alkyl)aminosulfonylamino(C₁₋₄alkyl)amino,

di(C₁₋₄alkyl)aminosulfonylamino(C₁₋₄alkyl)aminoC₁₋₆alkyl, cyano,
 piperidinylC₁₋₄alkyloxy, pyrrolidinylC₁₋₄alkyloxy, aminosulfonylpiperazinyl,
 aminosulfonylpiperazinylC₁₋₄alkyl, di(C₁₋₄alkyl)aminosulfonylpiperazinyl,
 di(C₁₋₄alkyl)aminosulfonylpiperazinylC₁₋₄alkyl, hydroxyC₁₋₄alkylpiperazinyl,
 hydroxyC₁₋₄alkylpiperazinylC₁₋₄alkyl, C₁₋₄alkyloxy piperidinyl,
 C₁₋₄alkyloxy piperidinylC₁₋₄alkyl, hydroxyC₁₋₄alkyloxyC₁₋₄alkylpiperazinyl,
 hydroxyC₁₋₄alkyloxyC₁₋₄alkylpiperazinylC₁₋₄alkyl,
 (hydroxyC₁₋₄alkyl)(C₁₋₄alkyl)amino, (hydroxyC₁₋₄alkyl)(C₁₋₄alkyl)aminoC₁₋₄alkyl,
 di(hydroxyC₁₋₄alkyl)amino, di(hydroxyC₁₋₄alkyl)aminoC₁₋₄alkyl, furanyl, furanyl
 substituted with -CH=CH-CH=CH-, pyrrolidinylC₁₋₄alkyl, pyrrolidinylC₁₋₄alkyloxy,
 morpholinyl, morpholinylC₁₋₄alkyloxy, morpholinylC₁₋₄alkyl,
 morpholinylC₁₋₄alkylamino, morpholinylC₁₋₄alkylaminoC₁₋₄alkyl, piperazinyl,
 C₁₋₄alkylpiperazinyl, C₁₋₄alkylpiperazinylC₁₋₄alkyloxy, piperazinylC₁₋₄alkyl,
 C₁₋₄alkylpiperazinylC₁₋₄alkyl, C₁₋₄alkylpiperazinylC₁₋₄alkylamino,
 C₁₋₄alkylpiperazinylC₁₋₄alkylaminoC₁₋₆alkyl, tetrahydropyrimidinylpiperazinyl,
 tetrahydropyrimidinylpiperazinylC₁₋₄alkyl, piperidinylaminoC₁₋₄alkylamino,
 piperidinylaminoC₁₋₄alkylaminoC₁₋₄alkyl,
 (C₁₋₄alkylpiperidinyl)(hydroxyC₁₋₄alkyl)aminoC₁₋₄alkylamino,
 (C₁₋₄alkylpiperidinyl)(hydroxyC₁₋₄alkyl)aminoC₁₋₄alkylaminoC₁₋₄alkyl,
 pyridinylC₁₋₄alkyloxy,

hydroxyC₁₋₄alkylamino, hydroxyC₁₋₄alkylaminoC₁₋₄alkyl,
 di(C₁₋₄alkyl)aminoC₁₋₄alkylamino, aminothiadiazoly,
 aminosulfonylpiperazinylC₁₋₄alkyloxy, or thiophenylC₁₋₄alkylamino;

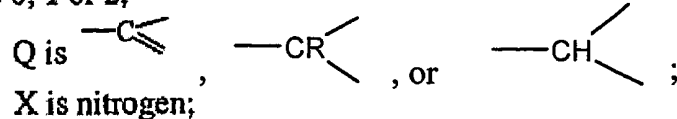
each R⁵ and R⁶ can be placed on the nitrogen in replacement of the hydrogen;

aryl in the above is phenyl, or phenyl substituted with one or more substituents each
 independently selected from halo, C₁₋₆alkyl, C₁₋₆alkyloxy, trifluoromethyl, cyano or
 hydroxycarbonyl.

[0168] Other embodiments of the compound according to paragraph [0167] are those in which
 one or more of the following apply (wherein each of R², R³, and R⁴ in this paragraph corresponds to
 R¹², R¹³, and R¹⁴, respectively, in paragraph [0167]):

n is 0, 1 or 2;

m is 0, 1 or 2;



R² is hydrogen;

-L- is a bivalent radical selected from carbonyl, sulfonyl, or C₁₋₆alkanediyl substituted with phenyl;

—(A) is a radical selected from (a-1), (a-20) or (a-43);

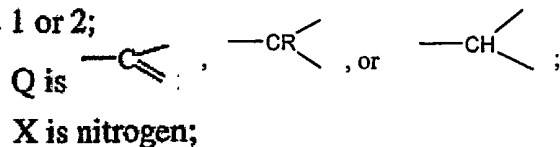
each s is independently 0 or 1;

each R⁵ is independently selected from hydrogen or phenyl.

[0169] Other embodiments of the compound according to paragraph [0167] are those in which one or more of the following apply (wherein each of R², R³, and R⁴ in this paragraph corresponds to R¹², R¹³, and R¹⁴, respectively, in paragraph [0167]):

n is 0, 1 or 2;

m is 1 or 2;



R² is hydrogen;

-L- is a bivalent radical selected from carbonyl or sulfonyl;

—(A) is a radical selected from (a-1) or (a-20);

each s is independently 0 or 1;

each R⁵ is independently selected from hydrogen or aryl.

[0170] Other embodiments of the compound according to paragraph [0167] are those in which one or more of the following apply (wherein each of R², R³, and R⁴ in this paragraph corresponds to R¹², R¹³, and R¹⁴, respectively, in paragraph [0167]):

t is 0;

R^2 is hydrogen, hydroxy, amino, hydroxy C_{1-6} alkyl, C_{1-6} alkyl, C_{1-6} alkyloxy, aryl C_{1-6} alkyl, aminocarbonyl, amino C_{1-6} alkyl, C_{1-6} alkylamino C_{1-6} alkyl or di(C_{1-6} alkyl)amino C_{1-6} alkyl;

-L- is a bivalent radical selected from C_{1-6} alkanediyl, carbonyl or sulfonyl;

—**(A)** is a radical selected from (a-1), (a-3), (a-4), (a-5), (a-6), (a-7), (a-8), (a-9), (a-10), (a-11), (a-12), (a-13), (a-14), (a-15), (a-16), (a-17), (a-18), (a-19), (a-20), (a-21), (a-22), (a-23), (a-24), (a-25), (a-26), (a-28), (a-29), (a-30), (a-31), (a-32), (a-33), (a-34), (a-35), (a-36), (a-37), (a-38), (a-39), (a-40), (a-41), (a-42), (a-44), (a-45), (a-46), (a-47), (a-48) or (a-51);

each s is independently 0, 1, 2, 3 or 4;

R^5 is hydrogen; halo; hydroxy; amino; nitro; trihalo C_{1-6} alkyl; trihalo C_{1-6} alkyloxy; C_{1-6} alkyl; C_{1-6} alkyloxy; C_{1-6} alkylcarbonyl; C_{1-6} alkyloxycarbonyl; C_{1-6} alkylsulfonyl; hydroxy C_{1-6} alkyl; aryloxy; di(C_{1-6} alkyl)amino; cyano; thiophenyl; furanyl; furanyl substituted with hydroxy C_{1-6} alkyl; benzofuranyl; imidazolyl; oxazolyl; oxazolyl substituted with aryl and C_{1-6} alkyl; C_{1-6} alkyltriazolyl; tetrazolyl; pyrrolidinyl; pyrrolyl; morpholinyl;

C_{1-6} alkylmorpholinyl; piperazinyl; C_{1-6} alkylpiperazinyl; hydroxy C_{1-6} alkylpiperazinyl; C_{1-6} alkyloxypiperidinyl; pyrazoly; pyrazolyl substituted with one or two substituents selected from C_{1-6} alkyl or trihalo C_{1-6} alkyl; pyridinyl; pyridinyl substituted with C_{1-6} alkyloxy, aryloxy or aryl; pyrimidinyl; quinolinyl; indole; phenyl; or phenyl substituted with one or two substituents independently selected from halo, C_{1-6} alkyl, C_{1-6} alkyloxy or trifluoromethyl; R^6 is hydrogen; halo; hydroxy; amino; nitro; trihalo C_{1-6} alkyl; trihalo C_{1-6} alkyloxy; C_{1-6} alkyl; C_{1-6} alkyloxy; C_{1-6} alkylcarbonyl; C_{1-6} alkyloxycarbonyl; C_{1-6} alkylsulfonyl; hydroxy C_{1-6} alkyl; aryloxy; di(C_{1-6} alkyl)amino; cyano; pyridinyl; phenyl; or phenyl substituted with one or two substituents independently selected from halo, C_{1-6} alkyl, C_{1-6} alkyloxy or trifluoromethyl.

[0171] Other embodiments of the compound according to paragraph [0167] include the following (wherein each of R^2 , R^3 , and R^4 in this paragraph corresponds to R^{12} , R^{13} , and R^{14} , respectively, in paragraph [0167]):

t is 0;

R^2 is hydrogen, hydroxy, amino, hydroxy C_{1-6} alkyl, C_{1-6} alkyl, C_{1-6} alkyloxy, aryl C_{1-6} alkyl, aminocarbonyl, amino C_{1-6} alkyl, C_{1-6} alkylamino C_{1-6} alkyl or di(C_{1-6} alkyl)amino C_{1-6} alkyl;

-L- is a bivalent radical selected from C_{1-6} alkanediyl, carbonyl or sulfonyl;

—**(A)** is a radical selected from (a-1), (a-3), (a-4), (a-5), (a-6), (a-7), (a-8), (a-9), (a-10), (a-11), (a-12), (a-13), (a-14), (a-15), (a-16), (a-17), (a-18), (a-19), (a-20), (a-21), (a-22), (a-23), (a-24), (a-25), (a-26), (a-28), (a-29), (a-30), (a-31), (a-32), (a-33), (a-34), (a-35), (a-36), (a-37), (a-38), (a-39), (a-40), (a-41), (a-42), (a-44), (a-45), (a-46), (a-47), (a-48) or (a-51);

s is 0, 1, 2, 3 or 4;

R^5 is hydrogen; halo; hydroxy; amino; nitro; trihalo C_{1-6} alkyl; trihalo C_{1-6} alkyloxy; C_{1-6} alkyl; C_{1-6} alkyloxy; C_{1-6} alkylcarbonyl; C_{1-6} alkyloxycarbonyl; C_{1-6} alkylsulfonyl; hydroxy C_{1-6} alkyl; aryloxy; di(C_{1-6} alkyl)amino; cyano; thiophenyl; furanyl; furanyl substituted with hydroxy C_{1-6} alkyl; benzofuranyl; imidazolyl; oxazolyl; oxazolyl substituted with aryl and C_{1-6} alkyl; C_{1-6} alkyltriazolyl; tetrazolyl; pyrrolidinyl; pyrrolyl; morpholinyl; C_{1-6} alkylmorpholinyl; piperazinyl; C_{1-6} alkylpiperazinyl; hydroxy C_{1-6} alkylpiperazinyl; C_{1-6} alkyloxypiperidinyl; pyrazolyl; pyrazolyl substituted with one or two substituents selected from C_{1-6} alkyl or trihalo C_{1-6} alkyl;

pyridinyl; pyridinyl substituted with C_{1-6} alkyloxy, aryloxy or aryl; pyrimidinyl; quinolinyl; indole; phenyl; or phenyl substituted with one or two substituents independently selected from halo, C_{1-6} alkyl, C_{1-6} alkyloxy or trifluoromethyl; and

R^6 is hydrogen; halo; hydroxy; amino; nitro; trihalo C_{1-6} alkyl; trihalo C_{1-6} alkyloxy; C_{1-6} alkyl; C_{1-6} alkyloxy; C_{1-6} alkylcarbonyl; C_{1-6} alkyloxycarbonyl; C_{1-6} alkylsulfonyl; hydroxy C_{1-6} alkyl; aryloxy; di(C_{1-6} alkyl)amino; cyano; pyridinyl; phenyl; or phenyl substituted with one or two substituents independently selected from halo, C_{1-6} alkyl, C_{1-6} alkyloxy or trifluoromethyl.

[0172] Other embodiments of the compound according to paragraph [0167] include the following (wherein each of R^2 , R^3 , and R^4 in this paragraph corresponds to R^{12} , R^{13} , and R^{14} , respectively, in paragraph [0167]):

n is 0, 1 or 2; m is 0, 1, or 2; Q is $\text{—C}=\text{C}$, —CR , or —CH ; X is nitrogen

sulfonyl, or C_{1-6} alkanediy1 substituted with phenyl; —A is a radical selected from (a-1), (a-20) or (a-43); s is 0 or 1; and each R^5 is independently selected from hydrogen or phenyl.

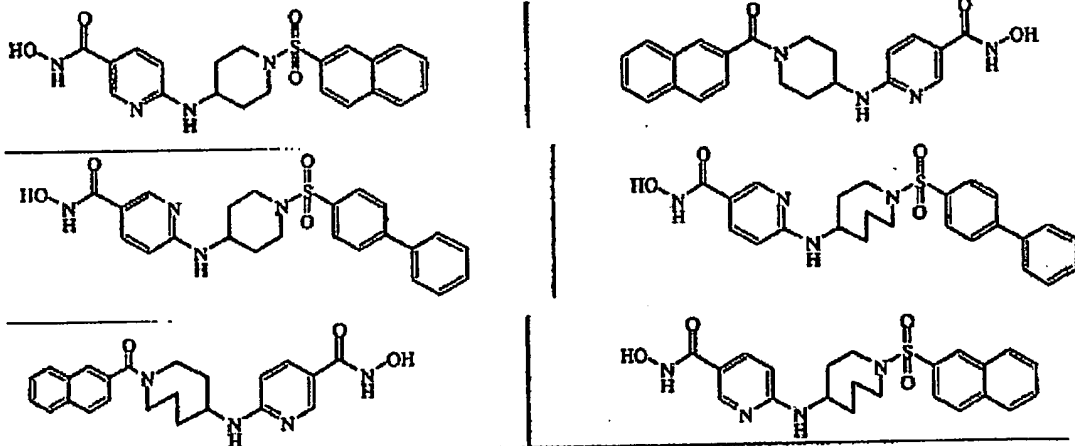
[0173] Other embodiments of the compound according to paragraph [0167] include the following (wherein each of R^2 , R^3 , and R^4 in this paragraph corresponds to R^{12} , R^{13} , and R^{14} , respectively, in paragraph [0167]):

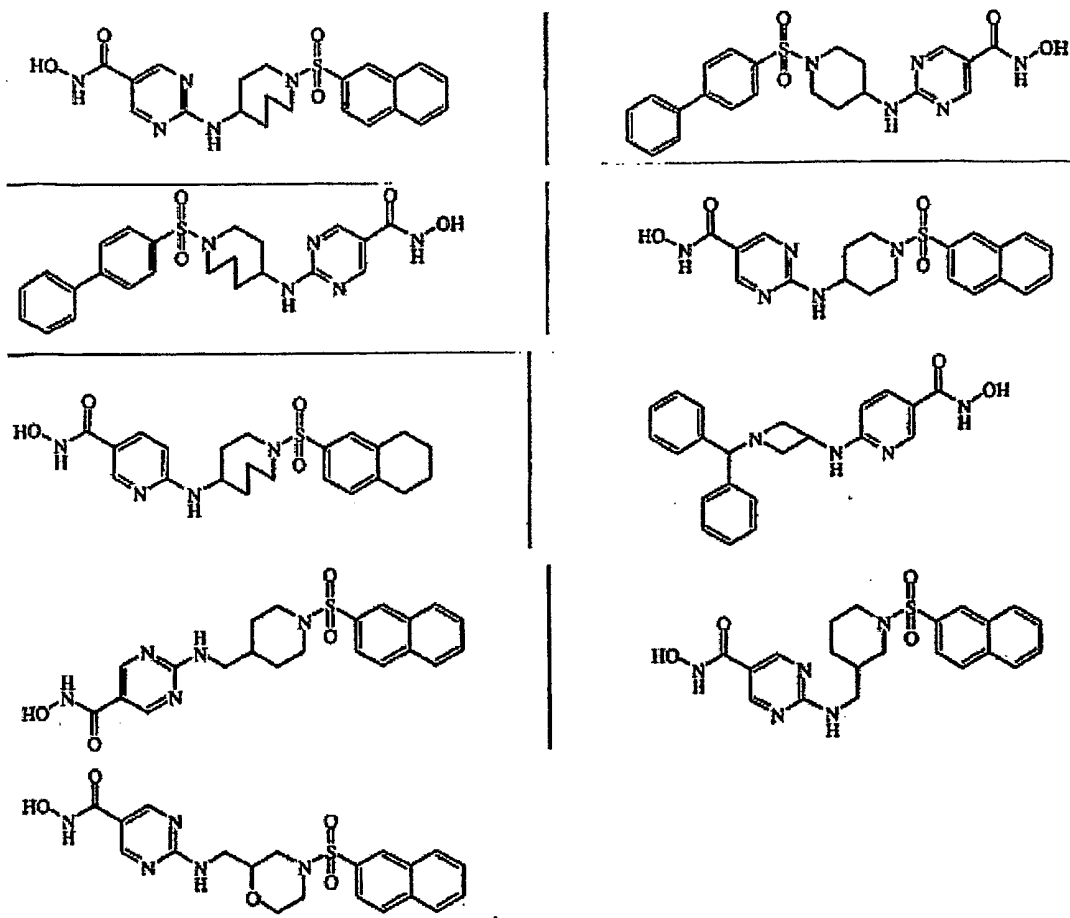
n is 0, 1 or 2; m is 0, 1, or 2; Q is $\text{—C}=\text{C}$, —CR , or —CH ; X is nitrogen

R^2 is hydrogen; —L— is a bivalent radical selected from carbonyl or

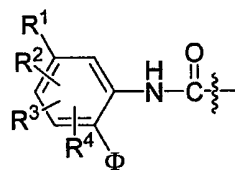
sulfonyl; —A is a radical selected from (a-1) or (a-20); each s is independently 0 or 1; and each R^5 is independently selected from hydrogen or aryl.

[0174] Particular embodiments of the compound according to paragraph [0167] include the following





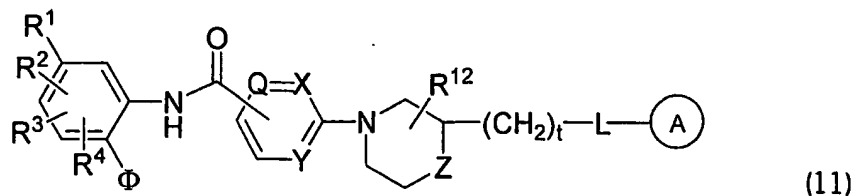
in which the terminal hydroxamic acid moiety (-C(O)-NH-OH) is replaced with



wherein Φ , R^1 , R^2 , R^3 , and R^4 are as defined in accordance with paragraph [0046], and preferably [0048] and [0049].

[0175] In the compounds of paragraphs [0167]- [0174], R^1 , R^2 , R^3 , and R^4 are preferably as defined in paragraphs [0048] and [0049]. In other embodiments of the compounds of paragraphs [0167]- [0174], R^1 , R^2 , R^3 , and R^4 are all H.

[0176] In another embodiment, the invention comprises compounds of the following structural formula (11):




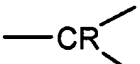
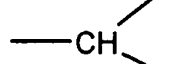
or a pharmaceutically acceptable salt thereof, wherein

Φ is $-\text{NH}_2$ or $-\text{OH}$;


R^1 is H or as defined in paragraph [0046];

R^2 , R^3 , and R^4 are as defined in paragraph [0046];

t is 0, 1, 2, 3 or 4 and when t is 0 then a direct bond is intended;

Q is nitrogen or , , or  ;

X is nitrogen or  ;

Y is nitrogen or  ;

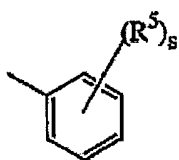
Z is $-\text{NH}-$, $-\text{O}-$ or $-\text{CH}_2-$;

R is selected from the group consisting of hydrogen, halogen, $-\text{NH}_2$, nitro, hydroxy, aryl, heterocyclyl, C_3-C_8 -cycloalkyl, heteroaryl, C_1-C_7 -alkyl, haloalkyl, C_1-C_7 -alkenyl, C_1-C_7 -alkynyl, C_1-C_7 -acyl, C_1-C_7 -alkyl-aryloxy, C_1-C_7 -alkyl-arylsulfanyl, C_1-C_7 -alkyl-arylsulfinyl, C_1-C_7 -alkyl-arylsulfonyl, C_1-C_7 -alkyl-arylamino-sulfonyl, C_1-C_7 -alkyl-arylamine, C_1-C_7 -alkynyl- $\text{C}(\text{O})$ -amine, C_1-C_7 -alkenyl- $\text{C}(\text{O})$ -amine, C_1-C_7 -alkynyl- R^9 , C_1-C_7 -alkenyl- R^9 wherein R^9 is hydrogen, hydroxy, amino, C_1-C_7 -alkyl or C_1-C_7 -alkoxy;

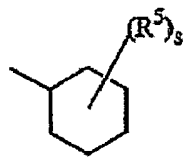
R^{12} is hydrogen, hydroxy, amino, hydroxy C_{1-6} alkyl, C_{1-6} alkyl, C_{1-6} alkoxy, aryl C_{1-6} alkyl, aminocarbonyl, hydroxycarbonyl, amino C_{1-6} alkyl, aminocarbonyl C_{1-6} alkyl, hydroxycarbonyl C_{1-6} alkyl, hydroxyaminocarbonyl, C_{1-6} alkyloxycarbonyl, C_{1-6} alkylamino C_{1-6} alkyl or di(C_{1-6} alkyl)amino C_{1-6} alkyl;

-L- is a bivalent radical selected from $-NR^9C(O)-$, $-NR^9SO_2-$ or $-NR^9CH_2-$ wherein R^9 is hydrogen, C_{1-6} alkyl, C_{3-10} cycloalkyl, hydroxy C_{1-6} alkyl, C_{1-6} alkyloxy C_{1-6} alkyl or di(C_{1-6} alkyl)amino C_{1-6} alkyl;

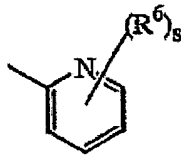
—(A) is a radical selected from



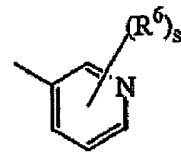
(a-1)



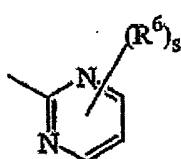
(a-2)



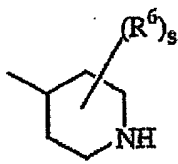
(a-3)



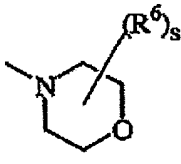
(a-4)



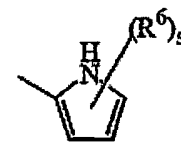
(a-5)



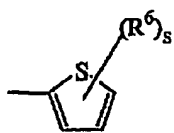
(a-6)



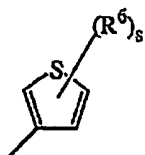
(a-7)



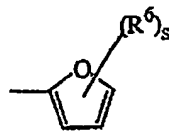
(a-8)



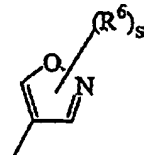
(a-9)



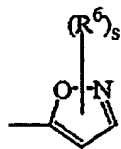
(a-10)



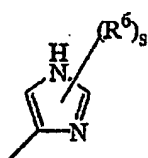
(a-11)



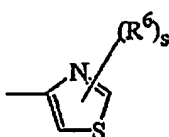
(a-12)



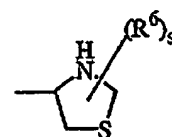
(a-13)



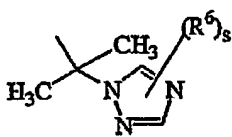
(a-14)



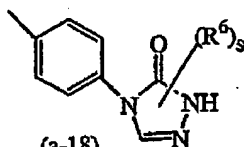
(a-15)



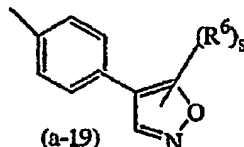
(a-16)



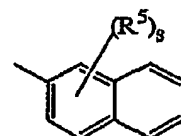
(a-17)



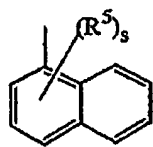
(a-18)



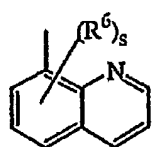
(a-19)



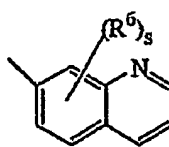
(a-20)



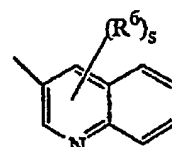
(a-21)



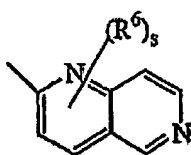
(a-22)



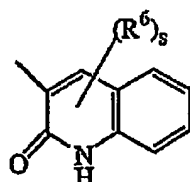
(a-23)



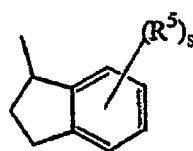
(a-24)



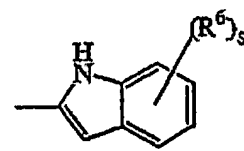
(a-25)



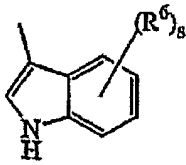
(a-26)



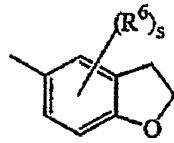
(a-27)



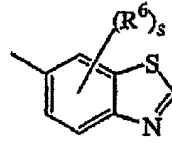
(a-28)



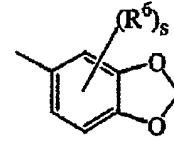
(a-29)



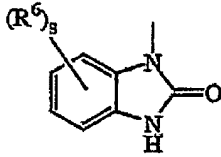
(a-30)



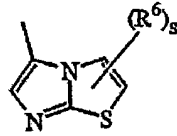
(a-31)



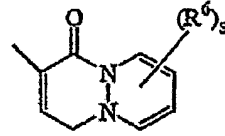
(a-32)



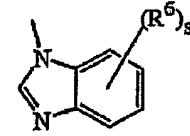
(a-33)



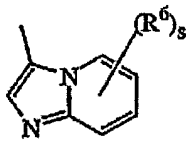
(a-34)



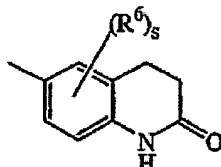
(a-35)



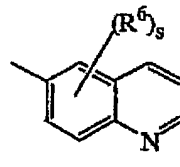
(a-36)



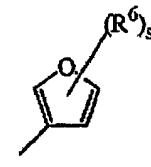
(a-37)



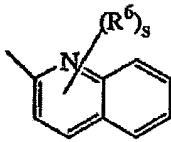
(a-38)



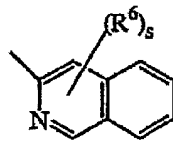
(a-39)



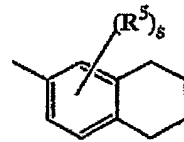
(a-40)



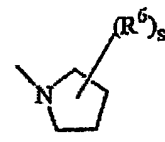
(a-41)



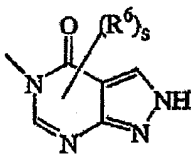
(a-42)



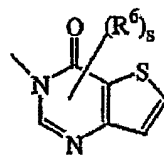
(a-43)



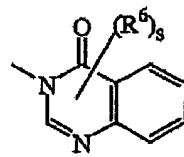
(a-44)



(a-45)



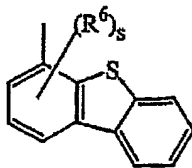
(a-46)



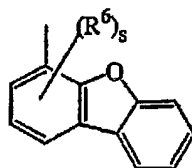
(a-47)



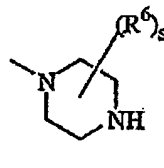
(a-48)



(a-49)



(a-50)



(a-51)

wherein each s is independently 0, 1, 2, 3, 4 or 5;

each R^5 and R^6 are independently selected from hydrogen; halo; hydroxy; amino; nitro;

trihaloC₁₋₆alkyl; trihaloC₁₋₆alkyloxy; C₁₋₆alkyl; C₁₋₆alkyl substituted with aryl and C₃₋₁₀cycloalkyl; C₁₋₆alkyloxy; C₁₋₆alkyloxyC₁₋₆alkyloxy; C₁₋₆alkylcarbonyl; C₁₋₆alkyloxycarbonyl; C₁₋₆alkylsulfonyl; cyanoC₁₋₆alkyl; hydroxyC₁₋₆alkyl; hydroxyC₁₋₆alkyloxy; hydroxyC₁₋₆alkylamino; aminoC₁₋₆alkyloxy; di(C₁₋₆alkyl)aminocarbonyl; di(hydroxyC₁₋₆alkyl)amino; (aryl)(C₁₋₆alkyl)amino; di(C₁₋₆alkyl)aminoC₁₋₆alkyloxy; di(C₁₋₆alkyl)aminoC₁₋₆alkylamino; di(C₁₋₆alkyl)aminoC₁₋₆alkylaminoC₁₋₆alkyl; arylsulfonyl; arylsulfonylamino; aryloxy; aryloxyC₁₋₆alkyl; arylC₂₋₆alkenediyl; di(C₁₋₆alkyl)amino; di(C₁₋₆alkyl)aminoC₁₋₆alkyl; di(C₁₋₆alkyl)amino(C₁₋₆alkyl)amino; di(C₁₋₆alkyl)amino(C₁₋₆alkyl)aminoC₁₋₆alkyl; di(C₁₋₆alkyl)aminoC₁₋₆alkyl(C₁₋₆alkyl)amino; di(C₁₋₆alkyl)aminoC₁₋₆alkyl(C₁₋₆alkyl)aminoC₁₋₆alkyl; aminosulfonylamino(C₁₋₆alkyl)amino; aminosulfonylamino(C₁₋₆alkyl)aminoC₁₋₆alkyl; di(C₁₋₆alkyl)aminosulfonylamino(C₁₋₆alkyl)amino; di(C₁₋₆alkyl)aminosulfonylamino(C₁₋₆alkyl)aminoC₁₋₆alkyl; cyano; thiophenyl; thiophenyl substituted with di(C₁₋₆alkyl)aminoC₁₋₆alkyl(C₁₋₆alkyl)aminoC₁₋₆alkyl; di(C₁₋₆alkyl)aminoC₁₋₆alkyl, C₁₋₆alkylpiperazinylC₁₋₆alkyl, hydroxyC₁₋₆alkylpiperazinylC₁₋₆alkyl, hydroxyC₁₋₆alkyloxyC₁₋₆alkylpiperazinylC₁₋₆alkyl, di(C₁₋₆alkyl)aminosulfonylpiperazinylC₁₋₆alkyl, C₁₋₆alkyloxypiperidinyl, C₁₋₆alkyloxypiperidinylC₁₋₆alkyl, morpholinylC₁₋₆alkyl, hydroxyC₁₋₆alkyl(C₁₋₆alkyl)aminoC₁₋₆alkyl, or di(hydroxyC₁₋₆alkyl)aminoC₁₋₆alkyl; furanyl; furanyl substituted with hydroxyC₁₋₆alkyl; benzofuranyl; imidazolyl; oxazolyl; oxazolyl substituted with aryl and C₁₋₆alkyl; C₁₋₆alkyltriazolyl; tetrazolyl; pyrrolidinyl; pyrrolyl; piperidinylC₁₋₆alkyloxy; morpholinyl; C₁₋₆alkylmorpholinyl; morpholinylC₁₋₆alkyloxy; morpholinylC₁₋₆alkyl; morpholinylC₁₋₆alkylamino; morpholinylC₁₋₆alkylaminoC₁₋₆alkyl; piperazinyl; C₁₋₆alkylpiperazinyl; C₁₋₆alkylpiperazinylC₁₋₆alkyloxy; piperazinylC₁₋₆alkyl; naphthalenylsulfonylpiperazinyl; naphthalenylsulfonylpiperidinyl; naphthalenylsulfonyl; C₁₋₆alkylpiperazinylC₁₋₆alkyl; C₁₋₆alkylpiperazinylC₁₋₆alkylamino; C₁₋₆alkylpiperazinylC₁₋₆alkylaminoC₁₋₆alkyl; C₁₋₆alkylpiperazinylsulfonyl; aminosulfonylpiperazinylC₁₋₆alkyloxy; aminosulfonylpiperazinyl; aminosulfonylpiperazinylC₁₋₆alkyl; di(C₁₋₆alkyl)aminosulfonylpiperazinyl;

di(C₁₋₆alkyl)aminosulfonylpiperazinylC₁₋₆alkyl; hydroxyC₁₋₆alkylpiperazinyl;
 hydroxyC₁₋₆alkylpiperazinylC₁₋₆alkyl; C₁₋₆alkyloxy piperidinyl;
 C₁₋₆alkyloxy piperidinylC₁₋₆alkyl; piperidinylaminoC₁₋₆alkylamino;
 piperidinylaminoC₁₋₆alkylaminoC₁₋₆alkyl;
 (C₁₋₆alkylpiperidinyl)(hydroxyC₁₋₆alkyl)aminoC₁₋₆alkylamino;
 (C₁₋₆alkylpiperidinyl)(hydroxyC₁₋₆alkyl)aminoC₁₋₆alkylaminoC₁₋₆alkyl;
 hydroxyC₁₋₆alkyloxyC₁₋₆alkylpiperazinyl;
 hydroxyC₁₋₆alkyloxyC₁₋₆alkylpiperazinylC₁₋₆alkyl;
 (hydroxyC₁₋₆alkyl)(C₁₋₆alkyl)amino; (hydroxyC₁₋₆alkyl)(C₁₋₆alkyl)aminoC₁₋₆alkyl;
 hydroxyC₁₋₆alkylaminoC₁₋₆alkyl; di(hydroxyC₁₋₆alkyl)aminoC₁₋₆alkyl;
 pyrrolidinylC₁₋₆alkyl; pyrrolidinylC₁₋₆alkyloxy; pyrazolyl; thiopyrazolyl; pyrazolyl
 substituted with two substituents selected from C₁₋₆alkyl or trihaloC₁₋₆alkyl;
 pyridinyl; pyridinyl substituted with C₁₋₆alkyloxy, aryloxy or aryl; pyrimidinyl;
 tetrahydropyrimidinylpiperazinyl; tetrahydropyrimidinylpiperazinylC₁₋₆alkyl;
 quinolinyl; indole; phenyl; phenyl substituted with one, two or three substituents
 independently selected from halo, amino, nitro, C₁₋₆alkyl, C₁₋₆alkyloxy,
 hydroxyC₁₋₄alkyl, trifluoromethyl, trifluoromethyloxy, hydroxyC₁₋₄alkyloxy,
 C₁₋₄alkylsulfonyl, C₁₋₄alkyloxyC₁₋₄alkyloxy, C₁₋₄alkyloxy carbonyl,
 aminoC₁₋₄alkyloxy, di(C₁₋₄alkyl)aminoC₁₋₄alkyloxy, di(C₁₋₄alkyl)amino,
 di(C₁₋₄alkyl)aminocarbonyl, di(C₁₋₄alkyl)aminoC₁₋₄alkyl,
 di(C₁₋₄alkyl)aminoC₁₋₄alkylaminoC₁₋₄alkyl,
 di(C₁₋₄alkyl)amino(C₁₋₄alkyl)amino, di(C₁₋₄alkyl)amino(C₁₋₄alkyl)aminoC₁₋₄alkyl,
 di(C₁₋₄alkyl)aminoC₁₋₄alkyl(C₁₋₄alkyl)amino,
 di(C₁₋₄alkyl)aminoC₁₋₄alkyl(C₁₋₄alkyl)aminoC₁₋₄alkyl,
 aminosulfonylamino(C₁₋₄alkyl)amino,
 aminosulfonylamino(C₁₋₄alkyl)aminoC₁₋₄alkyl,
 di(C₁₋₄alkyl)aminosulfonylamino(C₁₋₄alkyl)amino,
 di(C₁₋₄alkyl)aminosulfonylamino(C₁₋₄alkyl)aminoC₁₋₆alkyl, cyano,
 piperidinylC₁₋₄alkyloxy, pyrrolidinylC₁₋₄alkyloxy, aminosulfonylpiperazinyl,
 aminosulfonylpiperazinylC₁₋₄alkyl, di(C₁₋₄alkyl)aminosulfonylpiperazinyl,
 di(C₁₋₄alkyl)aminosulfonylpiperazinylC₁₋₄alkyl, hydroxyC₁₋₄alkylpiperazinyl,
 hydroxyC₁₋₄alkylpiperazinylC₁₋₄alkyl, C₁₋₄alkyloxy piperidinyl,
 C₁₋₄alkyloxy piperidinylC₁₋₄alkyl, hydroxyC₁₋₄alkyloxyC₁₋₄alkylpiperazinyl,
 hydroxyC₁₋₄alkyloxyC₁₋₄alkylpiperazinylC₁₋₄alkyl,
 (hydroxyC₁₋₄alkyl)(C₁₋₄alkyl)amino, (hydroxyC₁₋₄alkyl)(C₁₋₄alkyl)aminoC₁₋₄alkyl,
 di(hydroxyC₁₋₄alkyl)amino, di(hydroxyC₁₋₄alkyl)aminoC₁₋₄alkyl, furanyl, furanyl
 substituted with -CH=CH-CH=CH-, pyrrolidinylC₁₋₄alkyl, pyrrolidinylC₁₋₄alkyloxy,
 morpholinyl, morpholinylC₁₋₄alkyloxy, morpholinylC₁₋₄alkyl,

morpholinylC₁₋₄alkylamino, morpholinylC₁₋₄alkylaminoC₁₋₄alkyl, piperazinyl, C₁₋₄alkylpiperazinyl, C₁₋₄alkylpiperazinylC₁₋₄alkyloxy, piperazinylC₁₋₄alkyl, C₁₋₄alkylpiperazinylC₁₋₄alkyl, C₁₋₄alkylpiperazinylC₁₋₄alkylamino, C₁₋₄alkylpiperazinylC₁₋₄alkylaminoC₁₋₆alkyl, tetrahydropyrimidinylpiperazinyl, tetrahydropyrimidinylpiperazinylC₁₋₄alkyl, piperidinylaminoC₁₋₄alkylamino, piperidinylaminoC₁₋₄alkylaminoC₁₋₄alkyl, (C₁₋₄alkylpiperidinyl)(hydroxyC₁₋₄alkyl)aminoC₁₋₄alkylamino, (C₁₋₄alkylpiperidinyl)(hydroxyC₁₋₄alkyl)aminoC₁₋₄alkylaminoC₁₋₄alkyl, pyridinylC₁₋₄alkyloxy, hydroxyC₁₋₄alkylamino, hydroxyC₁₋₄alkylaminoC₁₋₄alkyl, di(C₁₋₄alkyl)aminoC₁₋₄alkylamino, aminothiadiazolyl, aminosulfonylpiperazinylC₁₋₄alkyloxy, or thiophenylC₁₋₄alkylamino; each R⁵ and R⁶ can be placed on the nitrogen in replacement of the hydrogen; aryl in the above is phenyl, or phenyl substituted with one or more substituents each independently selected from halo, C₁₋₆alkyl, C₁₋₆alkyloxy, trifluoromethyl, cyano or hydroxycarbonyl.

[0177] Other embodiments of the compound according to paragraph [0176] are those in which one or more of the following apply (wherein each of R², R³, and R⁴ in this paragraph corresponds to R¹², R¹³, and R¹⁴, respectively, in paragraph [0176]):

t is 0 or 1;
 Q is $\text{—C} \begin{array}{l} \diagup \\ \diagdown \end{array}$, $\text{—CR} \begin{array}{l} \diagup \\ \diagdown \end{array}$, or $\text{—CH} \begin{array}{l} \diagup \\ \diagdown \end{array}$;
 X is nitrogen;

R¹² is hydrogen, hydroxy, C₁₋₆alkyl, or arylC₁₋₆alkyl;

-L- is a bivalent radical selected from -NHIC(O)- or -NH₂SO₂-;

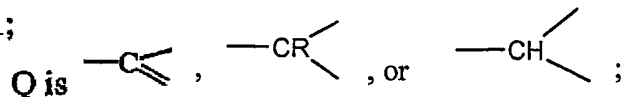
$\text{—} \textcircled{\text{A}}$ is a radical selected from (a-1) or (a-20);

each s is independently 0 or 1;

each R⁵ is independently selected from hydrogen or phenyl.

[0178] Other embodiments of the compound according to paragraph [0176] are those in which one or more of the following apply (wherein each of R², R³, and R⁴ in this paragraph corresponds to R¹², R¹³, and R¹⁴, respectively, in paragraph [0176]):

t is 1;



X is nitrogen;

Y is nitrogen;

Z is —O— or $\text{—CH}_2\text{—}$;

R¹² is H;

—L— is a bivalent radical selected from —NHC(O)— or $\text{—NHSO}_2\text{—}$;

$\text{—}\text{\textcircled{A}}\text{—}$ is a radical selected from (a-1) or (a-20);

each s is independently 0 or 1;

each R⁵ is independently selected from hydrogen or phenyl.

[0179] Other embodiments of the compound according to paragraph [0176] are those in which one or more of the following apply (wherein each of R², R³, and R⁴ in this paragraph corresponds to R¹², R¹³, and R¹⁴, respectively, in paragraph [0176]):

t is 0;

R¹² is hydrogen, hydroxy, amino, hydroxyC₁₋₆alkyl, C₁₋₆alkyl, C₁₋₆alkyloxy,

arylC₁₋₆alkyl, aminocarbonyl, aminoC₁₋₆alkyl, C₁₋₆alkylaminoC₁₋₆alkyl or di(C₁₋₆alkyl)aminoC₁₋₆alkyl;

—L— is a bivalent radical selected from —NHC(O)— or $\text{—NHSO}_2\text{—}$;

$\text{—}\text{\textcircled{A}}\text{—}$ is a radical selected from (a-1), (a-3), (a-4), (a-5), (a-6), (a-7), (a-8), (a-9), (a-10), (a-11), (a-12), (a-13), (a-14), (a-15), (a-16), (a-17), (a-18), (a-19), (a-20), (a-21), (a-22), (a-23), (a-24), (a-25), (a-26), (a-28), (a-29), (a-30), (a-31), (a-32), (a-33), (a-34), (a-35), (a-36), (a-37), (a-38), (a-39), (a-40), (a-41), (a-42), (a-44), (a-45), (a-46), (a-47), (a-48) or (a-51);

each s is independently 0, 1, 2, 3 or 4;

R^5 is hydrogen; halo; hydroxy; amino; nitro; trihaloC₁₋₆alkyl; trihaloC₁₋₆alkyloxy; C₁₋₆alkyl; C₁₋₆alkyloxy; C₁₋₆alkylcarbonyl; C₁₋₆alkyloxycarbonyl; C₁₋₆alkylsulfonyl; hydroxyC₁₋₆alkyl; aryloxy; di(C₁₋₆alkyl)amino; cyano; thiophenyl; furanyl; furanyl substituted with hydroxyC₁₋₆alkyl; benzofuranyl; imidazolyl; oxazolyl; oxazolyl substituted with aryl and C₁₋₆alkyl; C₁₋₆alkyltriazolyl; tetrazolyl; pyrrolidinyl; pyrrolyl; morpholinyl; C₁₋₆alkylmorpholinyl; piperazinyl; C₁₋₆alkylpiperazinyl; hydroxyC₁₋₆alkylpiperazinyl; C₁₋₆alkyloxypiperidinyl; pyrazolyl; pyrazolyl substituted with one or two substituents selected from C₁₋₆alkyl or trihaloC₁₋₆alkyl; pyridinyl; pyridinyl substituted with C₁₋₆alkyloxy, aryloxy or aryl; pyrimidinyl; quinolinyl; indole; phenyl; or phenyl substituted with one or two substituents independently selected from halo, C₁₋₆alkyl, C₁₋₆alkyloxy or trifluoromethyl;

R^6 is hydrogen; halo; hydroxy; amino; nitro; trihaloC₁₋₆alkyl; trihaloC₁₋₆alkyloxy; C₁₋₆alkyl; C₁₋₆alkyloxy; C₁₋₆alkylcarbonyl; C₁₋₆alkyloxycarbonyl; C₁₋₆alkylsulfonyl; hydroxyC₁₋₆alkyl; aryloxy; di(C₁₋₆alkyl)amino; cyano; pyridinyl; phenyl; or phenyl substituted with one or two substituents independently selected from halo, C₁₋₆alkyl, C₁₋₆alkyloxy or trifluoromethyl.

[0180] Other embodiments of the compound according to paragraph [0176] are those in which one or more of the following apply (wherein each of R^2 , R^3 , and R^4 in this paragraph corresponds to R^{12} , R^{13} , and R^{14} , respectively, in paragraph [0176]):

R^3 and R^4 are each independently selected from hydrogen, hydroxy, hydroxyC₁₋₆alkyl, aminoC₁₋₆alkyl or aminoaryl;

—**(A)** is a radical selected from (a-1), (a-2), (a-3), (a-4), (a-5), (a-6), (a-7), (a-8), (a-9), (a-10), (a-11), (a-12), (a-13), (a-14), (a-15), (a-16), (a-17), (a-18), (a-19), (a-20), (a-21), (a-22), (a-23), (a-24), (a-25), (a-26), (a-27), (a-28), (a-29), (a-30), (a-31), (a-32), (a-33), (a-34), (a-35), (a-36), (a-37), (a-38), (a-39), (a-40), (a-41), (a-42) (a-43) or (a-44);

each R^5 and R^6 are independently selected from hydrogen; halo; hydroxy; amino; nitro; trihaloC₁₋₆alkyl; trihaloC₁₋₆alkyloxy; C₁₋₆alkyl; C₁₋₆alkyloxy;

C₁₋₆alkyloxyC₁₋₆alkyloxy; C₁₋₆alkylcarbonyl; C₁₋₆alkylsulfonyl; cyanoC₁₋₆alkyl;
hydroxyC₁₋₆alkyl; hydroxyC₁₋₆alkyloxy; hydroxyC₁₋₆alkylamino;
aminoC₁₋₆alkyloxy; di(C₁₋₆alkyl)aminocarbonyl; di(hydroxyC₁₋₆alkyl)amino;
arylC₁₋₆alkyl)amino; di(C₁₋₆alkyl)aminoC₁₋₆alkyloxy;
di(C₁₋₆alkyl)aminoC₁₋₆alkylamino; arylsulfonyl; arylsulfonylamino; aryloxy;
arylC₂₋₆alkenediyl; di(C₁₋₆alkyl)amino;
di(C₁₋₆alkyl)aminoC₁₋₆alkyl; di(C₁₋₆alkyl)aminoC₁₋₆alkyl(C₁₋₆alkyl)aminoC₁₋₆alkyl;
cyano; thiophenyl; thiophenyl substituted with
di(C₁₋₆alkyl)aminoC₁₋₆alkyl(C₁₋₆alkyl)aminoC₁₋₆alkyl, di(C₁₋₆alkyl)aminoC₁₋₆alkyl,
C₁₋₆alkylpiperazinylC₁₋₆alkyl or di(hydroxyC₁₋₆alkyl)aminoC₁₋₆alkyl; furanyl;
imidazolyl; C₁₋₆alkyltriazolyl; tetrazolyl; pyrrolidinyl; piperidinylC₁₋₆alkyloxy;
morpholinyl; C₁₋₆alkylmorpholinyl; morpholinylC₁₋₆alkyloxy;
morpholinylC₁₋₆alkyl; C₁₋₆alkylpiperazinyl; C₁₋₆alkylpiperazinylC₁₋₆alkyloxy;
C₁₋₆alkylpiperazinylC₁₋₆alkyl; C₁₋₆alkylpiperazinylsulfonyl;
aminosulfonylpiperazinylC₁₋₆alkyloxy; aminosulfonylpiperazinyl;
aminosulfonylpiperazinylC₁₋₆alkyl; di(C₁₋₆alkyl)aminosulfonylpiperazinyl;
di(C₁₋₆alkyl)aminosulfonylpiperazinylC₁₋₆alkyl; hydroxyC₁₋₆alkylpiperazinyl;
hydroxyC₁₋₆alkylpiperazinylC₁₋₆alkyl; C₁₋₆alkyloxy piperidinyl;
C₁₋₆alkyloxy piperidinylC₁₋₆alkyl; hydroxyC₁₋₆alkyloxyC₁₋₆alkylpiperazinyl;
hydroxyC₁₋₆alkyloxyC₁₋₆alkylpiperazinylC₁₋₆alkyl;
(hydroxyC₁₋₆alkyl)(C₁₋₆alkyl)amino; (hydroxyC₁₋₆alkyl)(C₁₋₆alkyl)aminoC₁₋₆alkyl;
pyrrolidinylC₁₋₆alkyloxy; pyrazolyl; thiopyrazolyl; pyrazolyl substituted with two
substituents selected from C₁₋₆alkyl or trihaloC₁₋₆alkyl; pyridinyl; pyridinyl
substituted with C₁₋₆alkyloxy or aryl; pyrimidinyl; quinolinyl; indole; phenyl; phenyl
substituted with one, two or three substituents independently selected from halo,
amino, C₁₋₆alkyl, C₁₋₆alkyloxy, hydroxyC₁₋₄alkyl, trifluoromethyl,
trifluoromethyloxy, hydroxyC₁₋₄alkyloxy, C₁₋₄alkyloxyC₁₋₄alkyloxy,
aminoC₁₋₄alkyloxy, di(C₁₋₄alkyl)aminoC₁₋₄alkyloxy, di(C₁₋₄alkyl)amino,
di(C₁₋₄alkyl)aminoC₁₋₄alkyl, di(C₁₋₄alkyl)aminoC₁₋₄alkyl(C₁₋₄alkyl)aminoC₁₋₄alkyl,
piperidinylC₁₋₄alkyloxy, pyrrolidinylC₁₋₄alkyloxy, aminosulfonylpiperazinyl,
aminosulfonylpiperazinylC₁₋₄alkyl, di(C₁₋₄alkyl)aminosulfonylpiperazinyl,
di(C₁₋₄alkyl)aminosulfonylpiperazinylC₁₋₄alkyl, hydroxyC₁₋₄alkylpiperazinyl,
hydroxyC₁₋₄alkylpiperazinylC₁₋₄alkyl, C₁₋₄alkyloxy piperidinyl,
C₁₋₄alkyloxy piperidinylC₁₋₄alkyl, hydroxyC₁₋₄alkyloxyC₁₋₄alkylpiperazinyl,
hydroxyC₁₋₄alkyloxyC₁₋₄alkylpiperazinylC₁₋₄alkyl,
(hydroxyC₁₋₄alkyl)(C₁₋₄alkyl)amino, (hydroxyC₁₋₄alkyl)(C₁₋₄alkyl)aminoC₁₋₄alkyl,
pyrrolidinylC₁₋₄alkyloxy, morpholinylC₁₋₄alkyloxy, morpholinylC₁₋₄alkyl,

C₁₋₄alkylpiperazinyl, C₁₋₄alkylpiperazinylC₁₋₄alkyloxy,
 C₁₋₄alkylpiperazinylC₁₋₄alkyl, hydroxyC₁₋₄alkylamino, di(hydroxyC₁₋₄alkyl)amino,
 di(C₁₋₄alkyl)aminoC₁₋₄alkylamino, aminothiadiazoly,
 aminosulfonylpiperazinylC₁₋₄alkyloxy, or thiophenylC₁₋₄alkylamino.

[0181] Other embodiments of the compound according to paragraph [0176] include the following (wherein each of R², R³, and R⁴ in this paragraph corresponds to R¹², R¹³, and R¹⁴, respectively, in paragraph [0176]):

R³ and R⁴ are each independently selected from hydrogen, hydroxy,
 hydroxyC₁₋₆alkyl, aminoC₁₋₆alkyl or aminoaryl;

—**(A)** is a radical selected from (a-1), (a-2), (a-3), (a-4), (a-5), (a-6), (a-7), (a-8),
 (a-9), (a-10), (a-11), (a-12), (a-13), (a-14), (a-15), (a-16), (a-17), (a-18), (a-19),
 (a-20), (a-21), (a-22), (a-23), (a-24), (a-25), (a-26), (a-27), (a-28), (a-29), (a-30),
 (a-31), (a-32), (a-33), (a-34), (a-35), (a-36), (a-37), (a-38), (a-39), (a-40), (a-41),
 (a-42) (a-43) or (a-44);

each R⁵ and R⁶ are independently selected from hydrogen; halo; hydroxy; amino; nitro;
 trihaloC₁₋₆alkyl; trihaloC₁₋₆alkyloxy; C₁₋₆alkyl; C₁₋₆alkyloxy;
 C₁₋₆alkyloxyC₁₋₆alkyloxy; C₁₋₆alkylcarbonyl; C₁₋₆alkylsulfonyl; cyanoC₁₋₆alkyl;
 hydroxyC₁₋₆alkyl; hydroxyC₁₋₆alkyloxy; hydroxyC₁₋₆alkylamino;
 aminoC₁₋₆alkyloxy; di(C₁₋₆alkyl)aminocarbonyl; di(hydroxyC₁₋₆alkyl)amino;
 arylC₁₋₆alkyl)amino; di(C₁₋₆alkyl)aminoC₁₋₆alkyloxy;
 di(C₁₋₆alkyl)aminoC₁₋₆alkylamino; arylsulfonyl; arylsulfonylamino; aryloxy;
 arylC₂₋₆alkenediyl; di(C₁₋₆alkyl)amino;
 di(C₁₋₆alkyl)aminoC₁₋₆alkyl;
 di(C₁₋₆alkyl)aminoC₁₋₆alkyl(C₁₋₆alkyl)aminoC₁₋₆alkyl; cyano; thiophenyl;
 thiophenyl substituted with di(C₁₋₆alkyl)aminoC₁₋₆alkyl(C₁₋₆alkyl)aminoC₁₋₆alkyl,
 di(C₁₋₆alkyl)aminoC₁₋₆alkyl, C₁₋₆alkylpiperazinylC₁₋₆alkyl or
 di(hydroxyC₁₋₆alkyl)aminoC₁₋₆alkyl; furanyl; imidazolyl; C₁₋₆alkyltriazolyl;
 tetrazolyl; pyrrolidinyl; piperidinylC₁₋₆alkyloxy; morpholinyl;
 C₁₋₆alkylmorpholinyl; morpholinylC₁₋₆alkyloxy; morpholinylC₁₋₆alkyl;
 C₁₋₆alkylpiperazinyl; C₁₋₆alkylpiperazinylC₁₋₆alkyloxy;

C₁₋₆alkylpiperazinylC₁₋₆alkyl; C₁₋₆alkylpiperazinylsulfonyl;
 aminosulfonylpiperazinylC₁₋₆alkyloxy; aminosulfonylpiperazinyl;
 aminosulfonylpiperazinylC₁₋₆alkyl;
 di(C₁₋₆alkyl)aminosulfonylpiperazinyl;
 di(C₁₋₆alkyl)aminosulfonylpiperazinylC₁₋₆alkyl; hydroxyC₁₋₆alkylpiperazinyl;
 hydroxyC₁₋₆alkylpiperazinylC₁₋₆alkyl; C₁₋₆alkyloxypiperidinyl;
 C₁₋₆alkyloxypiperidinylC₁₋₆alkyl; hydroxyC₁₋₆alkyloxyC₁₋₆alkylpiperazinyl;
 hydroxyC₁₋₆alkyloxyC₁₋₆alkylpiperazinylC₁₋₆alkyl;
 (hydroxyC₁₋₆alkyl)(C₁₋₆alkyl)amino; (hydroxyC₁₋₆alkyl)(C₁₋₆alkyl)aminoC₁₋₆alkyl;
 pyrrolidinylC₁₋₆alkyloxy; pyrazolyl; thiopyrazolyl; pyrazolyl substituted with two
 substituents selected from C₁₋₆alkyl or trihaloC₁₋₆alkyl; pyridinyl; pyridinyl
 substituted with C₁₋₆alkyloxy or aryl; pyrimidinyl; quinolinyl; indole; phenyl;
 phenyl substituted with one, two or three substituents independently selected from
 halo, amino, C₁₋₆alkyl, C₁₋₆alkyloxy, hydroxyC₁₋₄alkyl, trifluoromethyl,
 trifluoromethoxy, hydroxyC₁₋₄alkyloxy, C₁₋₄alkyloxyC₁₋₄alkyloxy,
 aminoC₁₋₄alkyloxy,
 di(C₁₋₄alkyl)aminoC₁₋₄alkyloxy, di(C₁₋₄alkyl)amino, di(C₁₋₄alkyl)aminoC₁₋₄alkyl,
 di(C₁₋₄alkyl)aminoC₁₋₄alkyl(C₁₋₄alkyl)aminoC₁₋₄alkyl, piperidinylC₁₋₄alkyloxy,
 pyrrolidinylC₁₋₄alkyloxy, aminosulfonylpiperazinyl,
 aminosulfonylpiperazinylC₁₋₄alkyl, di(C₁₋₄alkyl)aminosulfonylpiperazinyl,
 di(C₁₋₄alkyl)aminosulfonylpiperazinylC₁₋₄alkyl, hydroxyC₁₋₄alkylpiperazinyl,
 hydroxyC₁₋₄alkylpiperazinylC₁₋₄alkyl, C₁₋₄alkyloxypiperidinyl,
 C₁₋₄alkyloxypiperidinylC₁₋₄alkyl, hydroxyC₁₋₄alkyloxyC₁₋₄alkylpiperazinyl,
 hydroxyC₁₋₄alkyloxyC₁₋₄alkylpiperazinylC₁₋₄alkyl,
 (hydroxyC₁₋₄alkyl)(C₁₋₄alkyl)amino, (hydroxyC₁₋₄alkyl)(C₁₋₄alkyl)aminoC₁₋₄alkyl,
 pyrrolidinylC₁₋₄alkyloxy, morpholinylC₁₋₄alkyloxy, morpholinylC₁₋₄alkyl,
 C₁₋₄alkylpiperazinyl, C₁₋₄alkylpiperazinylC₁₋₄alkyloxy,
 C₁₋₄alkylpiperazinylC₁₋₄alkyl, hydroxyC₁₋₄alkylamino, di(hydroxyC₁₋₄alkyl)amino,
 di(C₁₋₄alkyl)aminoC₁₋₄alkylamino, aminothiadiazolyl,
 aminosulfonylpiperazinylC₁₋₄alkyloxy, or thiophenylC₁₋₄alkylamino.

[0182] Other embodiments of the compound according to paragraph [0176] include the following (wherein each of R^2 , R^3 , and R^4 in this paragraph corresponds to R^{12} , R^{13} , and R^{14} , respectively, in paragraph [0176]):

t is 0;

-L- is a bivalent radical selected from -NHC(O)- or -NH₂O₂-;

—^(A) is a radical selected from (a-1), (a-3), (a-4), (a-5), (a-6), (a-7), (a-8), (a-9), (a-10), (a-11), (a-12), (a-13), (a-14), (a-15), (a-16), (a-17), (a-18), (a-19), (a-20), (a-21), (a-22), (a-23), (a-24), (a-25), (a-26), (a-28), (a-29), (a-30), (a-31), (a-32), (a-33), (a-34), (a-35), (a-36), (a-37), (a-38), (a-39), (a-40), (a-41), (a-42), (a-44), (a-45), (a-46), (a-47), (a-48) or (a-51);

each s is independently 0, 1, 2, 3 or 4;

R^5 is hydrogen; halo; hydroxy; amino; nitro; trihaloC₁₋₆alkyl; trihaloC₁₋₆alkyloxy;

C₁₋₆alkyl; C₁₋₆alkyloxy; C₁₋₆alkylcarbonyl; C₁₋₆alkyloxycarbonyl;

C₁₋₆alkylsulfonyl; hydroxyC₁₋₆alkyl; aryloxy; di(C₁₋₆alkyl)amino; cyano;

thiophenyl; furanyl; furanyl substituted with hydroxyC₁₋₆alkyl; benzofuranyl;

imidazolyl; oxazolyl; oxazolyl substituted with aryl and C₁₋₆alkyl;

C₁₋₆alkyltriazolyl; tetrazolyl; pyrrolidinyl; pyrrolyl; morpholinyl;

C₁₋₆alkylmorpholinyl; piperazinyl;

C₁₋₆alkylpiperazinyl; hydroxyC₁₋₆alkylpiperazinyl;

C₁₋₆alkyloxypiperidinyl; pyrazolyl; pyrazolyl substituted with one or two

substituents selected from C₁₋₆alkyl or trihaloC₁₋₆alkyl; pyridinyl; pyridinyl

substituted with C₁₋₆alkyloxy or aryl; pyrimidinyl; quinolinyl; indole; phenyl; or

phenyl substituted with one or two substituents independently selected from halo,

C₁₋₆alkyl, C₁₋₆alkyloxy or trifluoromethyl;

and R^6 is hydrogen; halo; hydroxy; amino; nitro; trihaloC₁₋₆alkyl; trihaloC₁₋₆alkyloxy;

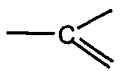
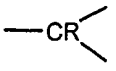
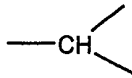
C₁₋₆alkyl; C₁₋₆alkyloxy; C₁₋₆alkylcarbonyl; C₁₋₆alkyloxycarbonyl;

C₁₋₆alkylsulfonyl; hydroxyC₁₋₆alkyl; aryloxy; di(C₁₋₆alkyl)amino; cyano; pyridinyl;

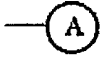
phenyl; or phenyl substituted with one or two substituents independently selected

from halo, C₁₋₆alkyl, C₁₋₆alkyloxy or trifluoromethyl.

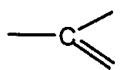
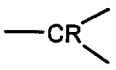
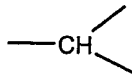
[0183] Other embodiments of the compound according to paragraph [0176] include the following (wherein each of R^2 , R^3 , and R^4 in this paragraph corresponds to R^{12} , R^{13} , and R^{14} , respectively, in paragraph [0176]):

t is 0 or 1; Q is , , or ; X is nitrogen

R^{12} is hydrogen, hydroxy, C_{1-6} alkyl or aryl C_{1-6} alkyl; -L- is a bivalent radical selected from


-NHC(O)- or -NHSO₂-;  is a radical selected from (a-1) or (a-20); each s is independently 0 or 1; and each R^5 is independently selected from hydrogen or phenyl.

[0184] Other embodiments of the compound according to paragraph [0176] include the following (wherein each of R^2 , R^3 , and R^4 in this paragraph corresponds to R^{12} , R^{13} , and R^{14} , respectively, in paragraph [0176]):

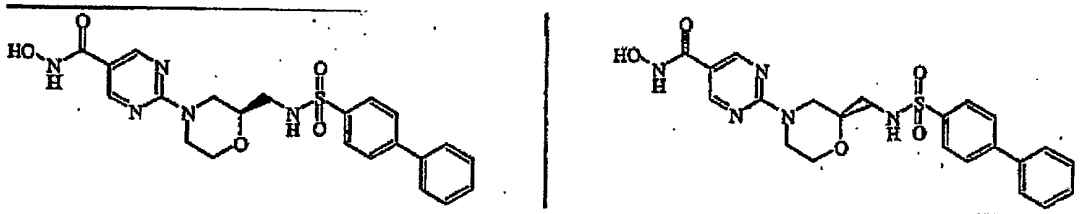
t is 1; Q is , , or ; X is nitrogen; Y is nitrogen; Z is -

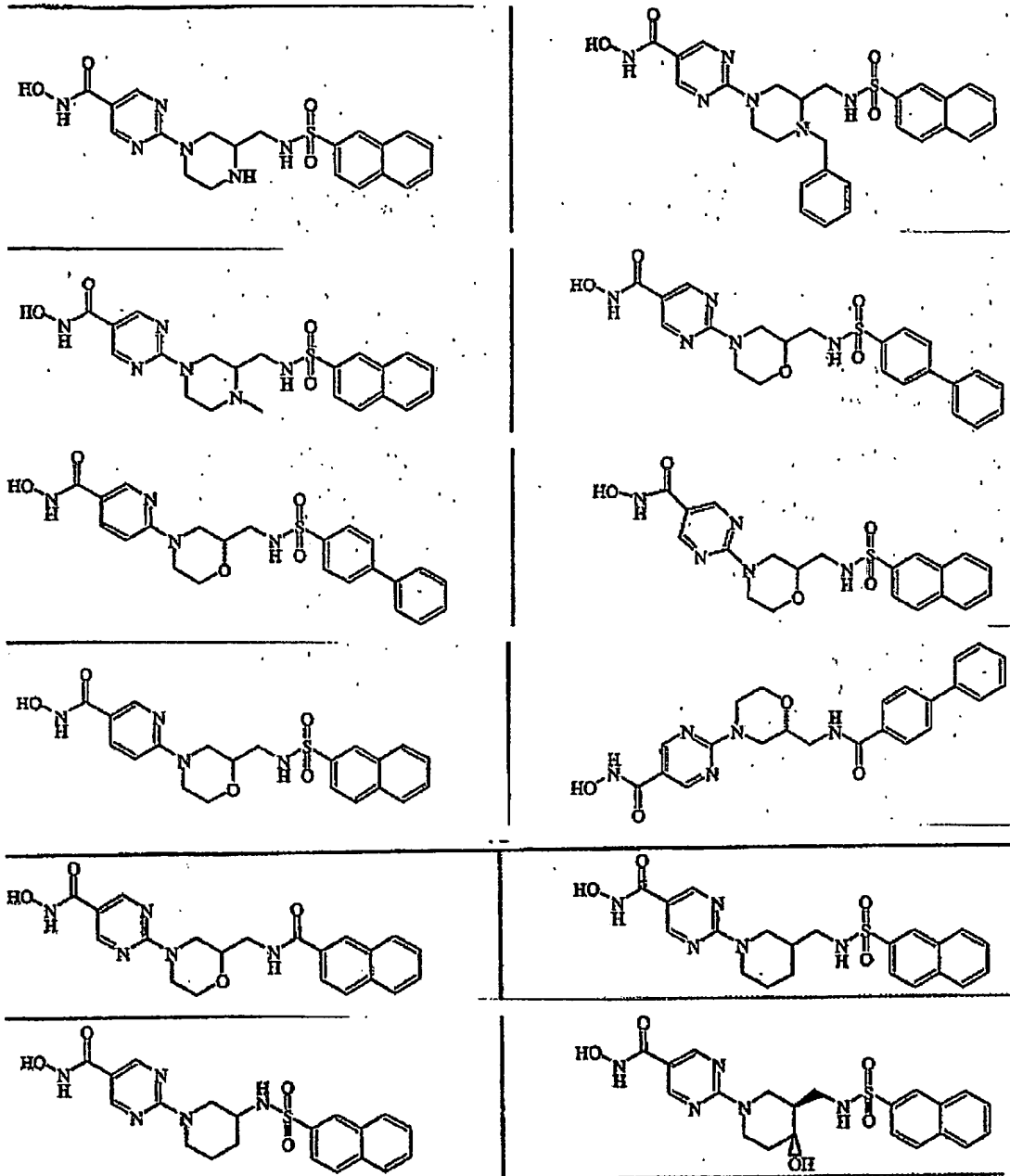
O- or -CH₂-;

R^2 is hydrogen; -L- is a bivalent radical selected

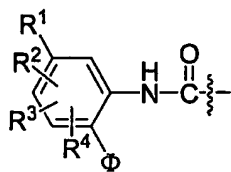
from -NHC(O)- or -NHSO₂-;  is a radical selected from (a-1) or (a-20); each s is independently 0 or 1; and each R^5 is independently selected from hydrogen or phenyl.

[0185] Particular embodiments of the compound according to paragraph [0176] include the following





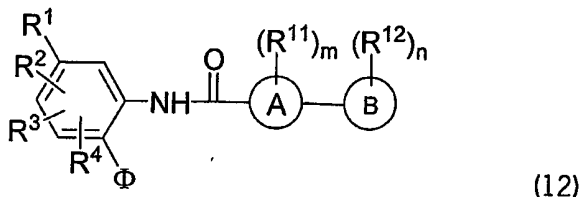
in which the terminal hydroxamic acid moiety (-C(O)-NH-OH) is replaced with



wherein Φ , R^1 , R^2 , R^3 , and R^4 are as defined in accordance with paragraph [0046], and preferably [0048] and [0049].

[0186] In the compounds of paragraphs [0176] - [0185], R^1 , R^2 , R^3 , and R^4 are preferably as defined in paragraphs [0048] and [0049]. In other embodiments of the compounds of paragraphs [0176] - [0185], R^1 , R^2 , R^3 , and R^4 are all H.

[0187] In another embodiment, the invention comprises compounds of the following structural formula (12):



or a pharmaceutically acceptable salt thereof, wherein

Φ is $-\text{NH}_2$ or $-\text{OH}$;

R^1 is H or as defined in paragraph [0046];

R^2 , R^3 , and R^4 are as defined in paragraph [0046];

Ring A is a heterocyclyl, wherein if said heterocyclyl contains an $-\text{NH}-$ moiety that nitrogen may be optionally substituted by a group selected from G;

R^{11} is a substituent on carbon and is selected from halo, nitro, cyano, hydroxy, oxo, trifluoromethyl, trifluoromethoxy, amino, carboxy, carbamoyl, mercapto, sulphamoyl, C_{1-6} alkyl, C_{2-6} alkenyl, C_{2-6} alkynyl, C_{1-6} alkoxy, C_{1-6} alkanoyl, C_{1-6} alkanoyloxy, N -(C_{1-6} alkyl)amino, N,N -(C_{1-6} alkyl) $_2$ amino, C_{1-6} alkanoylamino, N -(C_{1-6} alkyl)carbamoyl, N,N -(C_{1-6} alkyl) $_2$ carbamoyl, C_{1-6} alkylS(O) $_a$ wherein a is 0 to 2, C_{1-6} alkoxycarbonyl, N -(C_{1-6} alkyl)sulphamoyl, N,N -(C_{1-6} alkyl) $_2$ sulphamoyl, aryl, aryloxy, aryl C_{1-6} alkyl, heterocyclic group, (heterocyclic group) C_{1-6} alkyl or a group (D-E-); wherein R^1 , including group (D-E-), may be optionally substituted on carbon by one or more V; and wherein, if said heterocyclic group contains an $-\text{NH}-$ moiety that nitrogen may be optionally substituted by a group selected from J;

V is halo, nitro, cyano, hydroxy, oxo, trifluoromethyl, trifluoromethoxy, amino, carboxy, carbamoyl, mercapto, sulphamoyl, C₁₋₆alkyl, C₂₋₆alkenyl, C₂₋₆alkynyl, C₁₋₆alkoxy, C₁₋₆alkanoyl, C₁₋₆alkanoyloxy, *N*-(C₁₋₆alkyl)amino, *N,N*-(C₁₋₆alkyl)₂amino, C₁₋₆alkanoylamino, *N*-(C₁₋₆alkyl)carbamoyl, *N,N*-(C₁₋₆alkyl)₂carbamoyl, C₁₋₆alkylS(O)_a wherein a is 0 to 2, C₁₋₆alkoxycarbonyl, *N*-(C₁₋₆alkyl)sulphamoyl, *N,N*-(C₁₋₆alkyl)₂sulphamoyl or a group (D'-E'-); wherein V, including group (D'-E'-), may be optionally substituted on carbon by one or more W;

W and Z are independently selected from halo, nitro, cyano, hydroxy, oxo, trifluoromethyl, trifluoromethoxy, amino, carboxy, carbamoyl, mercapto, sulphamoyl, C₁₋₆alkyl, C₂₋₆alkenyl, C₂₋₆alkynyl, C₁₋₆alkoxy, C₁₋₆alkanoyl, C₁₋₆alkanoyloxy, *N*-(C₁₋₆alkyl)amino, *N,N*-(C₁₋₆alkyl)₂amino, C₁₋₆alkanoylamino, *N*-(C₁₋₆alkyl)carbamoyl, *N,N*-(C₁₋₆alkyl)₂carbamoyl, C₁₋₆alkylS(O)_a wherein a is 0 to 2, C₁₋₆alkoxycarbonyl, *N*-(C₁₋₆alkyl)sulphamoyl or *N,N*-(C₁₋₆alkyl)₂sulphamoyl;

G, J and K are independently selected from C₁₋₈alkyl, C₂₋₈alkenyl, C₂₋₈alkynyl, C₁₋₈alkanoyl, C₁₋₈alkylsulphonyl, C₁₋₈alkoxycarbonyl, carbamoyl, *N*-(C₁₋₈alkyl)carbamoyl, *N,N*-(C₁₋₈alkyl)₂carbamoyl, benzyloxycarbonyl, benzoyl and phenylsulphonyl, aryl, arylC₁₋₆alkyl or (heterocyclic group)C₁₋₆alkyl; wherein G, J and K may be optionally substituted on carbon by one or more Q; and wherein if said heterocyclic group contains an -NH- moiety that nitrogen may be optionally substituted by a group selected from hydrogen or C₁₋₆alkyl;

Q is halo, nitro, cyano, hydroxy, oxo, trifluoromethyl, trifluoromethoxy, amino, carboxy, carbamoyl, mercapto, sulphamoyl, C₁₋₆alkyl, C₂₋₆alkenyl, C₂₋₆alkynyl, C₁₋₆alkoxy, C₁₋₆alkanoyl, C₁₋₆alkanoyloxy, *N*-(C₁₋₆alkyl)amino, *N,N*-(C₁₋₆alkyl)₂amino, C₁₋₆alkanoylamino, *N*-(C₁₋₆alkyl)carbamoyl, *N,N*-(C₁₋₆alkyl)₂carbamoyl, C₁₋₆alkylS(O)_a wherein a is 0 to 2, C₁₋₆alkoxycarbonyl, C₁₋₆alkoxycarbonylamino, *N*-(C₁₋₆alkyl)sulphamoyl, *N,N*-(C₁₋₆alkyl)₂sulphamoyl, aryl, aryloxy, arylC₁₋₆alkyl, arylC₁₋₆alkoxy, heterocyclic group, (heterocyclic group)C₁₋₆alkyl, (heterocyclic group)C₁₋₆alkoxy, or a group (D''-E''-); wherein Q, including group (D''-E''-), may be optionally substituted on carbon by one or more Z;

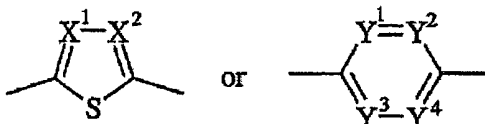
D, D' and D'' are independently selected from C₁₋₆alkyl, C₂₋₆alkenyl, C₂₋₆alkynyl, C₃₋₈cycloalkyl, C₃₋₈cycloalkylC₁₋₆alkyl, aryl, arylC₁₋₆alkyl, heterocyclic group, (heterocyclic group)C₁₋₆alkyl; wherein D, D' and D'' may be optionally substituted on carbon by one or more F'; and wherein if said heterocyclic group contains an -NH- moiety that nitrogen may be optionally substituted by a group selected from K;

E, E' and E'' are independently selected from -N(R^a)-, -O-, -C(O)O-, -OC(O)-, -C(O)-, -N(R^a)C(O)-, -N(R^a)C(O)N(R^b)-, -N(R^a)C(O)O-, -OC(O)N(R^a)-, -C(O)N(R^a)-, -S(O)_r-, -SO₂N(R^a)-, -N(R^a)SO₂-; wherein R^a and R^b are independently selected from hydrogen or C₁₋₆alkyl optionally substituted by one or more F and r is 0-2;

F and F' are independently selected from halo, nitro, cyano, hydroxy, trifluoromethyl, trifluoromethoxy, amino, carboxy, carbamoyl, mercapto, sulphamoyl, C₁₋₆alkyl, C₂₋₆alkenyl, C₂₋₆alkynyl, C₁₋₆alkoxy, C₁₋₆alkanoyl, C₁₋₆alkanoyloxy, *N*-(C₁₋₆alkyl)amino, *N,N*-(C₁₋₆alkyl)₂amino, C₁₋₆alkanoylamino, *N*-(C₁₋₆alkyl)carbamoyl, *N,N*-(C₁₋₆alkyl)₂carbamoyl, C₁₋₆alkylS(O)_a wherein a is 0 to 2, C₁₋₆alkoxycarbonyl, *N*-(C₁₋₆alkyl)sulphamoyl and *N,N*-(C₁₋₆alkyl)₂sulphamoyl;

m is 0, 1, 2, 3 or 4; wherein the values of R¹ may be the same or different;

Ring B is a ring selected from



wherein,

X¹ and X² are selected from CH or N, and

Y¹, Y², Y³ and Y⁴ are selected from CH or N provided that at least one of Y¹, Y², Y³ and Y⁴ is N;

R¹² is halo;

n is 0, 1, or 2, wherein the values of R¹² are the same or different.

[0188] In some embodiments of the compound according to paragraph [0187],

- Ring A is a pyridyl, quinolyl, indolyl, pyrimidinyl, morpholinyl, piperidinyl, piperazinyl, pyridazinyl, pyrazinyl, thiazolyl, thienyl, thienopyrimidinyl, thienopyridinyl, purinyl, 1',2',3',6'-tetrahydropyridinyl, triazinyl, oxazolyl, pyrazolyl, or furanyl; wherein if Ring A contains an -NH- moiety that nitrogen may be optionally substituted by a group selected from G.
- Ring A is pyridin-4-yl, pyridin-3-yl, pyridin-2-yl, quinolin-8-yl, pyrimidin-6-yl, pyrimidin-5-yl, pyrimidin-4-yl, morpholin-4-yl, piperidin-4-yl, piperidin-3-yl, piperidin-2-yl, piperazin-4-yl, pyridazin-5-yl, pyrazin-6-yl, thiazol-2-yl, thien-2-yl, thieno[3,2d]pyrimidinyl, thieno[3,2b]pyrimidinyl, thieno[3,2b]pyridinyl, purin-6-yl, 1',2',3',6'-tetrahydropyridin-4-yl

- Ring A is pyridin-4-yl, pyridin-3-yl, pyridin-2-yl, quinolin-8-yl, pyrimidin-6-yl, pyrimidin-5-yl, pyrimidin-4-yl, morpholin-4-yl, piperidin-4-yl, piperidin-3-yl, piperidin-2-yl, piperazin-4-yl, pyridazin-5-yl, pyrazin-6-yl, thiazol-2-yl, thien-2-yl, thieno[3,2d]pyrimidinyl, thieno[3,2b]pyrimidinyl, thieno[3,2b]pyridinyl, purin-6-yl, 1',2',3',6'-tetrahydropyridin-4-yl or triazin-6-yl; wherein if Ring A contains an -NH- moiety that nitrogen may be optionally substituted by a group selected from G.
- Ring A is pyridin-4-yl, pyridin-3-yl, pyridin-2-yl, morpholin-4-yl, piperidin-4-yl, piperidin-3-yl, piperidin-2-yl, piperazin-4-yl, thiazol-2-yl, thien-2-yl, furan-3-yl, pyrrolidin-1-yl, piperidin-1-yl, triazol-1-yl or 1',2',3',6'-tetrahydropyridin-4-yl wherein if Ring A contains an -NH- moiety that nitrogen may be optionally substituted by a group selected from G.
- Ring A is a pyridyl, pyrimidyl, morpholinyl, piperidinyl, piperazinyl, pyridazinyl, thienyl, pyrazinyl, thiazolyl, 1,2,4-triazolyl or furanyl.
- Ring A is pyridin-4-yl, pyridin-3-yl, pyridin-2-yl or 1,2,4-triazolyl.
- Ring B is thienyl, thiadiazolyl, thiazolyl, pyrimidyl, pyrazinyl, pyridazinyl or pyridyl.
- Ring B is thienyl, thiazolyl, pyrimidyl, pyrazinyl, pyridazinyl or pyridyl.
- Ring B is thienyl or pyridyl.
- Ring B is thienyl or pyridyl wherein both the thienyl and the pyridyl are attached to Ring A in the 2-position of the thienyl or pyridyl ring and to the amide group of formula (I) in the 5-position of the thienyl or pyridyl ring.
- R¹¹ is halo, amino, C₁₋₆alkyl, C₁₋₆alkoxy, C₁₋₃alkanoyloxy, N-(C₁₋₃alkyl)amino, N,N-(C₁₋₃alkyl)₂amino, C₁₋₃alkanoylamino, N-(C₁₋₃alkyl)carbamoyl, N,N-(C₁₋₃alkyl)₂carbamoyl.
- R¹¹ is halo, amino, C₁₋₆alkyl or C₁₋₆alkoxy.
- R¹¹ is halo, amino, methyl or methoxy.
- R¹¹ is a substituent on carbon and is selected from halo, nitro, cyano, hydroxy, oxo, trifluoromethyl, trifluoromethoxy, amino, carboxy, carbamoyl, mercapto, sulphamoyl.

C₁₋₆alkyl, C₂₋₆alkenyl, C₂₋₆alkynyl, C₁₋₆alkoxy, C₁₋₆alkanoyl, C₁₋₆alkanoyloxy, *N*-(C₁₋₆alkyl)amino, *N,N*-(C₁₋₆alkyl)₂amino, C₁₋₆alkanoylamino, *N*-(C₁₋₆alkyl)carbamoyl, *N,N*-(C₁₋₆alkyl)₂carbamoyl, C₁₋₆alkylS(O)_a wherein a is 0 to 2, C₁₋₆alkoxycarbonyl, *N*-(C₁₋₆alkyl)sulphamoyl, *N,N*-(C₁₋₆alkyl)₂sulphamoyl, aryl, aryloxy, arylC₁₋₆alkyl, heterocyclic group, (heterocyclic group)C₁₋₆alkyl or a group (D-E-); wherein R¹, including group (D-E-), may be optionally substituted on carbon by one or more V; and wherein, if said heterocyclic group contains an -NH- moiety that nitrogen may be optionally substituted by a group selected from J;

V is halo, nitro, cyano, hydroxy, oxo, trifluoromethyl, trifluoromethoxy, amino, carboxy, carbamoyl, mercapto, sulphamoyl, C₁₋₆alkyl, C₂₋₆alkenyl, C₂₋₆alkynyl, C₁₋₆alkoxy, C₁₋₆alkanoyl, C₁₋₆alkanoyloxy, *N*-(C₁₋₆alkyl)amino, *N,N*-(C₁₋₆alkyl)₂amino, C₁₋₆alkanoylamino, *N*-(C₁₋₆alkyl)carbamoyl, *N,N*-(C₁₋₆alkyl)₂carbamoyl, C₁₋₆alkylS(O)_a wherein a is 0 to 2, C₁₋₆alkoxycarbonyl, *N*-(C₁₋₆alkyl)sulphamoyl, *N,N*-(C₁₋₆alkyl)₂sulphamoyl or a group (D'-E'-); wherein V, including group (D'-E'-), may be optionally substituted on carbon by one or more W;

W and Z are independently selected from halo, nitro, cyano, hydroxy, oxo, trifluoromethyl, trifluoromethoxy, amino, carboxy, carbamoyl, mercapto, sulphamoyl, C₁₋₆alkyl, C₂₋₆alkenyl, C₂₋₆alkynyl, C₁₋₆alkoxy, C₁₋₆alkanoyl, C₁₋₆alkanoyloxy, *N*-(C₁₋₆alkyl)amino, *N,N*-(C₁₋₆alkyl)₂amino, C₁₋₆alkanoylamino, *N*-(C₁₋₆alkyl)carbamoyl, *N,N*-(C₁₋₆alkyl)₂carbamoyl, C₁₋₆alkylS(O)_a wherein a is 0 to 2, C₁₋₆alkoxycarbonyl, *N*-(C₁₋₆alkyl)sulphamoyl or *N,N*-(C₁₋₆alkyl)₂sulphamoyl;

G, J and K are independently selected from C₁₋₈alkyl, C₂₋₈alkenyl, C₂₋₈alkynyl, C₁₋₈alkanoyl, C₁₋₈alkylsulphonyl, C₁₋₈alkoxycarbonyl, carbamoyl, *N*-(C₁₋₈alkyl)carbamoyl, *N,N*-(C₁₋₈alkyl)carbamoyl, benzyloxycarbonyl, benzoyl and phenylsulphonyl, aryl, arylC₁₋₆alkyl or (heterocyclic group)C₁₋₆alkyl; wherein G, J and K may be optionally substituted on carbon by one or more Q; and wherein if said heterocyclic group contains an -NH- moiety that nitrogen may be optionally substituted by a group selected from hydrogen or C₁₋₆alkyl;

Q is halo, nitro, cyano, hydroxy, oxo, trifluoromethyl, trifluoromethoxy, amino, carboxy, carbamoyl, mercapto, sulphamoyl, C₁₋₆alkyl, C₂₋₆alkenyl, C₂₋₆alkynyl, C₁₋₆alkoxy, C₁₋₆alkanoyl, C₁₋₆alkanoyloxy, *N*-(C₁₋₆alkyl)amino, *N,N*-(C₁₋₆alkyl)₂amino, C₁₋₆alkanoylamino, *N*-(C₁₋₆alkyl)carbamoyl, *N,N*-(C₁₋₆alkyl)₂carbamoyl, C₁₋₆alkylS(O)_a wherein a is 0 to 2, C₁₋₆alkoxycarbonyl, C₁₋₆alkoxycarbonylamino, *N*-(C₁₋₆alkyl)sulphamoyl, *N,N*-(C₁₋₆alkyl)₂sulphamoyl, aryl, aryloxy, arylC₁₋₆alkyl, arylC₁₋₆alkoxy, heterocyclic group, (heterocyclic group)C₁₋₆alkyl, (heterocyclic group)C₁₋₆alkoxy, or a group (D''-E''-); wherein Q, including group (D''-E''-), may be optionally substituted on carbon by one or more Z;

D, D' and D'' are independently selected from C₁₋₆alkyl, C₂₋₆alkenyl, C₂₋₆alkynyl, C₃₋₈cycloalkyl, C₃₋₈cycloalkylC₁₋₆alkyl, aryl, arylC₁₋₆alkyl, heterocyclic group, (heterocyclic group)C₁₋₆alkyl; wherein D, D' and D'' may be optionally substituted on carbon by one or more F'; and wherein if said heterocyclic group contains an -NH- moiety that nitrogen may be optionally substituted by a group selected from K;

E, E' and E'' are independently selected from -N(R^a)-, -O-, -C(O)O-, -OC(O)-, -C(O)-, -N(R^a)C(O)-, -N(R^a)C(O)N(R^b)-, -N(R^a)C(O)O-, -OC(O)N(R^a)-, -C(O)N(R^a)-, -S(O)_r-, -SO₂N(R^a)-, -N(R^a)SO₂-; wherein R^a and R^b are independently selected from hydrogen or C₁₋₆alkyl optionally substituted by one or more F and r is 0-2; and

F and F' are independently selected from halo, nitro, cyano, hydroxy, trifluoromethyl, trifluoromethoxy, amino, carboxy, carbamoyl, mercapto, sulphamoyl, C₁₋₆alkyl, C₂₋₆alkenyl, C₂₋₆alkynyl, C₁₋₆alkoxy, C₁₋₆alkanoyl, C₁₋₆alkanoyloxy, *N*-(C₁₋₆alkyl)amino, *N,N*-(C₁₋₆alkyl)₂amino, C₁₋₆alkanoylamino, *N*-(C₁₋₆alkyl)carbamoyl, *N,N*-(C₁₋₆alkyl)₂carbamoyl, C₁₋₆alkylS(O)_a wherein a is 0 to 2, C₁₋₆alkoxycarbonyl, *N*-(C₁₋₆alkyl)sulphamoyl and *N,N*-(C₁₋₆alkyl)₂sulphamoyl.

- R¹¹ is a substituent on carbon and is selected from cyano, hydroxy, C₁₋₆alkyl or a group (D-E-); wherein R¹¹ including group (D-E-), may be optionally substituted on carbon by one or more V;

V is cyano, hydroxy or a group (D'-E'-); wherein V, including group (D'-E'-), may be optionally substituted on carbon by one or more W;

W and Z are independently selected from cyano, C₁₋₆alkyl or C₁₋₆alkoxy;

G and K are independently selected from C₁₋₈alkyl, C₂₋₈alkenyl, C₂₋₈alkynyl, arylC₁₋₆alkyl or (heterocyclic group)C₁₋₆alkyl; wherein G and K may be optionally substituted on carbon by one or more Q;

Q is cyano, hydroxy, oxo, C₁₋₆alkyl, C₂₋₆alkenyl, C₁₋₆alkoxy, C₁₋₆alkanoyl, C₁₋₆alkanoyloxy, *N*-(C₁₋₆alkyl)carbamoyl, *N,N*-(C₁₋₆alkyl)₂carbamoyl, C₁₋₆alkoxycarbonyl, C₁₋₆alkoxycarbonylamino, aryl, aryloxy or a group (D''-E''-); wherein Q, including group (D''-E''-), may be optionally substituted on carbon by one or more Z;

D, D' and D'' are independently selected from aryl, arylC₁₋₆alkyl or heterocyclic group; wherein D, D' and D'' may be optionally substituted on carbon by one or more F'; wherein if said heterocyclic group contains an -NH- moiety that nitrogen may be optionally substituted by a group selected from K;

E, E' and E'' are independently selected from -O-, -C(O)O-, -OC(O)-, -C(O)-, -N(R^a)C(O)-, -C(O)N(R^a)-, -S(O)_r-; wherein R^a is selected from hydrogen or C₁₋₆alkyl optionally substituted by one or more F and r is 0-2; and

F and F' are independently selected from nitro, hydroxy, C₁₋₆alkyl, C₁₋₆alkoxy, C₁₋₆alkanoyl, *N*-(C₁₋₆alkyl)amino, *N,N*-(C₁₋₆alkyl)₂amino, C₁₋₆alkanoylamino or C₁₋₆alkoxycarbonyl.

- m is 0, 1, 2, 3 or 4; wherein the values of R¹¹ are the same or different.
- m is 0, 1, or 2; wherein the values of R¹¹ are the same or different.
- m is 0.
- m is 1.
- R¹² is halo.
- R¹² is fluoro.
- R¹² is chloro.
- n is 0, 1, or 2; wherein the values of R¹² are the same or different;
- n is 0;
- n is 1.

[0189] Other embodiments of the compound according to paragraph [0187] include the following (wherein each of R² in this paragraph corresponds to R¹² in paragraph [0187]):

Ring A is a pyridyl, indolyl, pyrimidyl, morpholinyl, piperidinyl, piperazinyl, pyridazinyl, thienyl, pyrazinyl, thiazolyl, oxazolyl, 1,2,4-triazolyl, isoxazolyl, isothiazolyl, pyrazolyl, or furanyl;

Ring B is thienyl, thiadiazolyl, thiazolyl, pyrimidyl, pyrazinyl, pyridazinyl or pyridyl;

R^{11} is halo, amino, C_{1-6} alkyl, C_{1-6} alkoxy, C_{1-3} alkanoyloxy, N -(C_{1-3} alkyl)amino,

N,N -(C_{1-3} alkyl)₂amino, C_{1-3} alkanoylamino, N -(C_{1-3} alkyl)carbonyl,

N,N -(C_{1-3} alkyl)₂carbonyl;

m is 0, 1, 2, wherein the values of R^{11} are the same or different.

n is 0, 1, 2, wherein the values of R^{12} are the same or different;

R^{12} is F or Cl.

[0190] Other embodiments of the compound according to paragraph [0187] include the following (wherein each of R^2 in this paragraph corresponds to R^{12} in paragraph [0187]):

Ring A is pyridin-4-yl, pyridin-3-yl, pyridin-2-yl or 1,2,4-triazolyl;

Ring B is thienyl or pyridyl;

R^{11} is halo, amino, methyl or methoxy;

m is 0, 1, 2, wherein the values of R^{11} are the same or different.

n is 0 or 1;

R^{12} is F.

[0191] Other embodiments of the compound according to paragraph [0187] include the following (wherein each of R^2 in this paragraph corresponds to R^{12} in paragraph [0187]):

Ring A is a pyridyl, quinolyl, indolyl, pyrimidinyl, morpholinyl, piperidinyl, piperazinyl, pyridazinyl, pyrazinyl, thiazolyl, thienyl, thienopyrimidinyl, thienopyridinyl, purinyl, 1',2',3',6'-tetrahydropyridinyl, triazinyl, oxazolyl, pyrazolyl, or furanyl; wherein if Ring A contains an -NH- moiety that nitrogen may be optionally substituted by a group selected from G;

Ring B is thienyl, thiadiazolyl, thiazolyl, pyrimidyl, pyrazinyl, pyridazinyl or pyridyl;

R^{11} is a substituent on carbon and is selected from halo, nitro, cyano, hydroxy, oxo,

trifluoromethyl, trifluoromethoxy, amino, carboxy, carbamoyl, mercapto, sulphamoyl, C₁₋₆alkyl, C₂₋₆alkenyl, C₂₋₆alkynyl, C₁₋₆alkoxy, C₁₋₆alkanoyl, C₁₋₆alkanoyloxy, *N*-(C₁₋₆alkyl)amino, *N,N*-(C₁₋₆alkyl)₂amino, C₁₋₆alkanoylamino, *N*-(C₁₋₆alkyl)carbamoyl, *N,N*-(C₁₋₆alkyl)₂carbamoyl, C₁₋₆alkylS(O)_a wherein a is 0 to 2, C₁₋₆alkoxycarbonyl, *N*-(C₁₋₆alkyl)sulphamoyl, *N,N*-(C₁₋₆alkyl)₂sulphamoyl, aryl, aryloxy, arylC₁₋₆alkyl, heterocyclic group, (heterocyclic group)C₁₋₆alkyl or a group (D-E-); wherein R¹, including group (D-E-), may be optionally substituted on carbon by one or more V; and wherein, if said heterocyclic group contains an -NH- moiety that nitrogen may be optionally substituted by a group selected from J;

V is halo, nitro, cyano, hydroxy, oxo, trifluoromethyl, trifluoromethoxy, amino, carboxy, carbamoyl, mercapto, sulphamoyl, C₁₋₆alkyl, C₂₋₆alkenyl, C₂₋₆alkynyl, C₁₋₆alkoxy, C₁₋₆alkanoyl, C₁₋₆alkanoyloxy, *N*-(C₁₋₆alkyl)amino, *N,N*-(C₁₋₆alkyl)₂amino, C₁₋₆alkanoylamino, *N*-(C₁₋₆alkyl)carbamoyl, *N,N*-(C₁₋₆alkyl)₂carbamoyl, C₁₋₆alkylS(O)_a wherein a is 0 to 2, C₁₋₆alkoxycarbonyl, *N*-(C₁₋₆alkyl)sulphamoyl, *N,N*-(C₁₋₆alkyl)₂sulphamoyl or a group (D'-E'-); wherein V, including group (D'-E'-), may be optionally substituted on carbon by one or more W;

W and Z are independently selected from halo, nitro, cyano, hydroxy, oxo, trifluoromethyl, trifluoromethoxy, amino, carboxy, carbamoyl, mercapto, sulphamoyl, C₁₋₆alkyl, C₂₋₆alkenyl, C₂₋₆alkynyl, C₁₋₆alkoxy, C₁₋₆alkanoyl, C₁₋₆alkanoyloxy, *N*-(C₁₋₆alkyl)amino, *N,N*-(C₁₋₆alkyl)₂amino, C₁₋₆alkanoylamino, *N*-(C₁₋₆alkyl)carbamoyl, *N,N*-(C₁₋₆alkyl)₂carbamoyl, C₁₋₆alkylS(O)_a wherein a is 0 to 2, C₁₋₆alkoxycarbonyl, *N*-(C₁₋₆alkyl)sulphamoyl or *N,N*-(C₁₋₆alkyl)₂sulphamoyl;

G, J and K are independently selected from C₁₋₈alkyl, C₂₋₈alkenyl, C₂₋₈alkynyl, C₁₋₈alkanoyl, C₁₋₈alkylsulphonyl, C₁₋₈alkoxycarbonyl, carbamoyl, *N*-(C₁₋₈alkyl)carbamoyl, *N,N*-(C₁₋₈alkyl)carbamoyl, benzyloxycarbonyl, benzoyl and phenylsulphonyl, aryl, arylC₁₋₆alkyl or (heterocyclic group)C₁₋₆alkyl; wherein G, J and K may be optionally substituted on carbon by one or more Q; and wherein if said heterocyclic group contains an -NH- moiety that nitrogen may be optionally substituted by a group selected from hydrogen or C₁₋₆alkyl;

Q is halo, nitro, cyano, hydroxy, oxo, trifluoromethyl, trifluoromethoxy, amino, carboxy, carbamoyl, mercapto, sulphamoyl, C₁₋₆alkyl, C₂₋₆alkenyl, C₂₋₆alkynyl, C₁₋₆alkoxy, C₁₋₆alkanoyl, C₁₋₆alkanoyloxy, *N*-(C₁₋₆alkyl)amino, *N,N*-(C₁₋₆alkyl)₂amino, C₁₋₆alkanoylamino, *N*-(C₁₋₆alkyl)carbamoyl, *N,N*-(C₁₋₆alkyl)₂carbamoyl, C₁₋₆alkylS(O)_a wherein a is 0 to 2, C₁₋₆alkoxycarbonyl, C₁₋₆alkoxycarbonylamino, *N*-(C₁₋₆alkyl)sulphamoyl, *N,N*-(C₁₋₆alkyl)₂sulphamoyl, aryl, aryloxy, arylC₁₋₆alkyl, arylC₁₋₆alkoxy, heterocyclic group, (heterocyclic group)C₁₋₆alkyl, (heterocyclic group)C₁₋₆alkoxy, or a group (D''-E''-); wherein Q, including group (D''-E''-), may be optionally substituted on carbon by one or more Z;

D, D' and D'' are independently selected from C₁₋₆alkyl, C₂₋₆alkenyl, C₂₋₆alkynyl, C₃₋₈cycloalkyl, C₃₋₈cycloalkylC₁₋₆alkyl, aryl, arylC₁₋₆alkyl, heterocyclic group, (heterocyclic group)C₁₋₆alkyl; wherein D, D' and D'' may be optionally substituted on carbon by one or more F'; and wherein if said heterocyclic group contains an -NH- moiety that nitrogen may be optionally substituted by a group selected from K;

E, E' and E'' are independently selected from -N(R^a)-, -O-, -C(O)O-, -OC(O)-, -C(O)-, -N(R^a)C(O)-, -N(R^a)C(O)N(R^b)-, -N(R^a)C(O)O-, -OC(O)N(R^a)-, -C(O)N(R^a)-, -S(O)_r-, -SO₂N(R^a)-, -N(R^a)SO₂-; wherein R^a and R^b are independently selected from hydrogen or C₁₋₆alkyl optionally substituted by one or more F and r is 0-2;

F and F' are independently selected from halo, nitro, cyano, hydroxy, trifluoromethyl, trifluoromethoxy, amino, carboxy, carbamoyl, mercapto, sulphamoyl, C₁₋₆alkyl, C₂₋₆alkenyl, C₂₋₆alkynyl, C₁₋₆alkoxy, C₁₋₆alkanoyl, C₁₋₆alkanoyloxy, N-(C₁₋₆alkyl)amino, N,N-(C₁₋₆alkyl)₂amino, C₁₋₆alkanoylamino, N-(C₁₋₆alkyl)carbamoyl, N,N-(C₁₋₆alkyl)₂carbamoyl, C₁₋₆alkylS(O)_a wherein a is 0 to 2, C₁₋₆alkoxycarbonyl, N-(C₁₋₆alkyl)sulphamoyl and N,N-(C₁₋₆alkyl)₂sulphamoyl;

m is 0, 1, 2, 3, or 4, wherein the values of R¹¹ are the same or different;

R¹² is F or Cl;

n is 0, 1, or 2, wherein the values of R¹² are the same or different.

[0192] Other embodiments of the compound according to paragraph [0187] include the following (wherein each of R² in this paragraph corresponds to R¹² in paragraph [0187]):

Ring A is pyridin-4-yl, pyridin-3-yl, pyridin-2-yl, morpholin-4-yl, piperidin-4-yl, piperidin-3-yl, piperidin-2-yl, piperazin-4-yl, thiazol-2-yl, thien-2-yl, furan-3-yl, pyrrolidin-1-yl, piperidin-1-yl, triazol-1-yl or 1',2',3',6'-tetrahydropyridin-4-yl wherein if Ring A contains an -NH- moiety that nitrogen may be optionally substituted by a group selected from G;

Ring B is thienyl, thiazolyl, pyrimidyl, pyrazinyl, pyridazinyl or pyridyl;

R¹¹ is a substituent on carbon and is selected from cyano, hydroxy, C₁₋₆alkyl or a group (D-E); wherein R¹¹, including group (D-E-), may be optionally substituted on carbon by one or more V;

W and Z are independently selected from cyano, C₁₋₆alkyl or C₁₋₆alkoxy;

G and K are independently selected from C₁₋₈alkyl, C₂₋₈alkenyl, C₂₋₈alkynyl, arylC₁₋₆alkyl or (heterocyclic group)C₁₋₆alkyl; wherein G and K may be optionally substituted on carbon by one or more Q;

Q is cyano, hydroxy, oxo, C₁₋₆alkyl, C₂₋₆alkenyl, C₁₋₆alkoxy, C₁₋₆alkanoyl, C₁₋₆alkanoyloxy, *N*-(C₁₋₆alkyl)carbamoyl, *N,N*-(C₁₋₆alkyl)₂carbamoyl, C₁₋₆alkoxycarbonyl, C₁₋₆alkoxycarbonylamino, aryl, aryloxy or a group (D''-E''-); wherein Q, including group (D''-E''-), may be optionally substituted on carbon by one or more Z;

D, D' and D'' are independently selected from aryl, arylC₁₋₆alkyl or heterocyclic group; wherein D, D' and D'' may be optionally substituted on carbon by one or more F'; and wherein if said heterocyclic group contains an -NH- moiety that nitrogen may be optionally substituted by a group selected from K;

E, E' and E'' are independently selected from -O-, -C(O)O-, -OC(O)-, -C(O)-, -N(R^a)C(O)-, -C(O)N(R^a)-, -S(O)_r-; wherein R^a is selected from hydrogen or C₁₋₆alkyl optionally substituted by one or more F and r is 0-2;

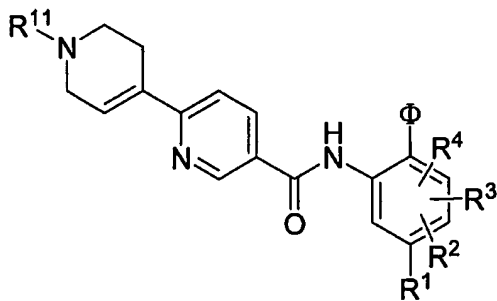
F and F' are independently selected from nitro, hydroxy, C₁₋₆alkyl, C₁₋₆alkoxy, C₁₋₆alkanoyl, *N*-(C₁₋₆alkyl)amino, *N,N*-(C₁₋₆alkyl)₂amino, C₁₋₆alkanoylamino or C₁₋₆alkoxycarbonyl;

m is 0, 1, or 2, wherein the values of R¹¹ are the same or different;

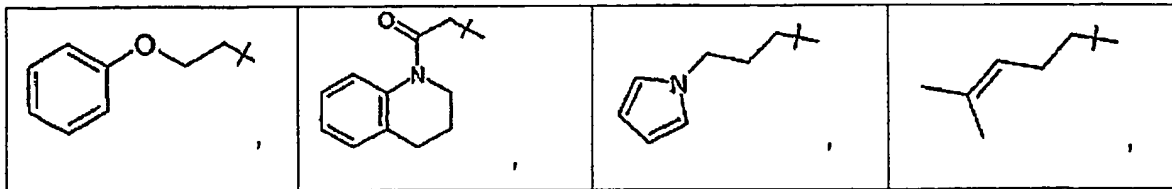
R¹² is F;

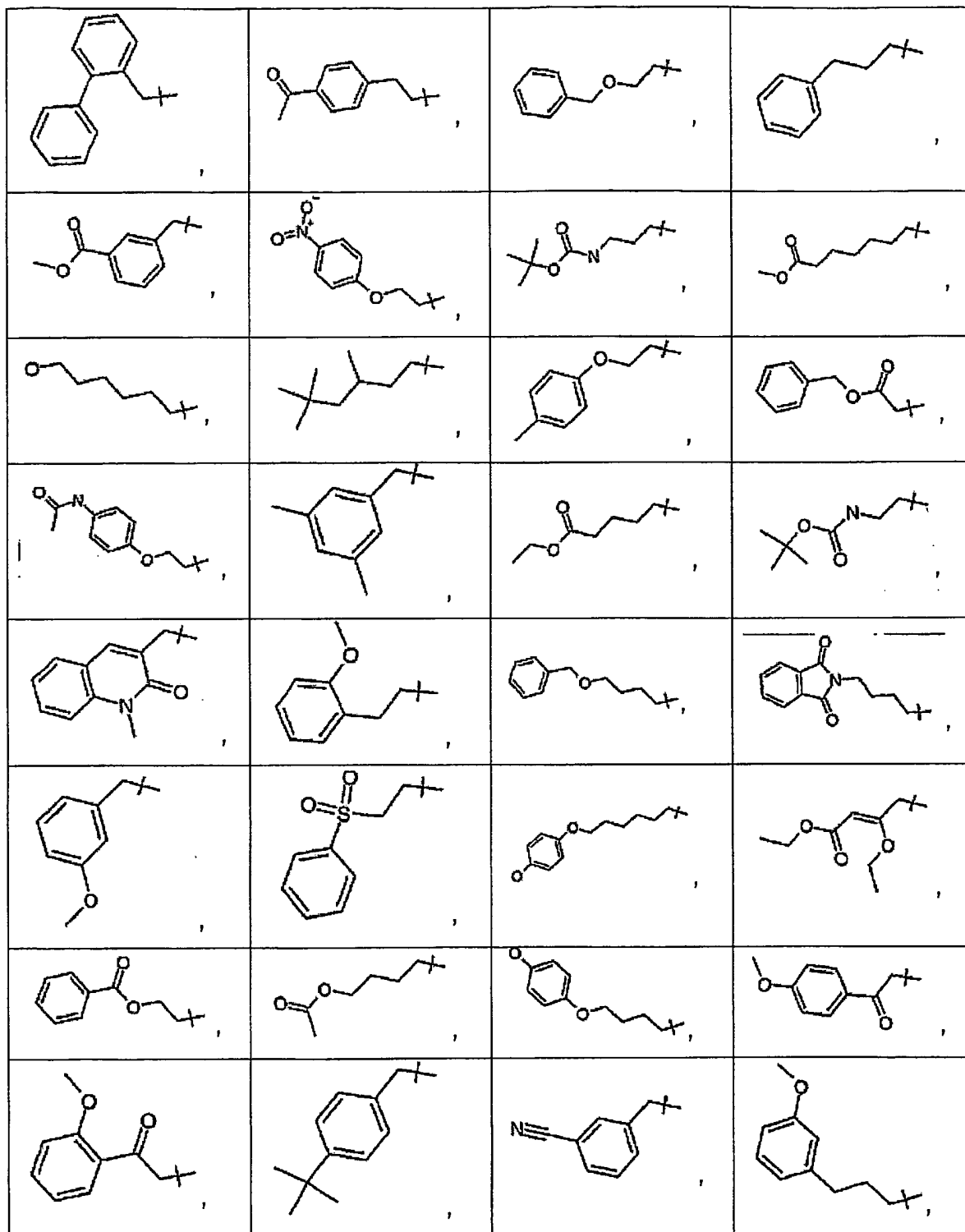
n is 0 or 1.

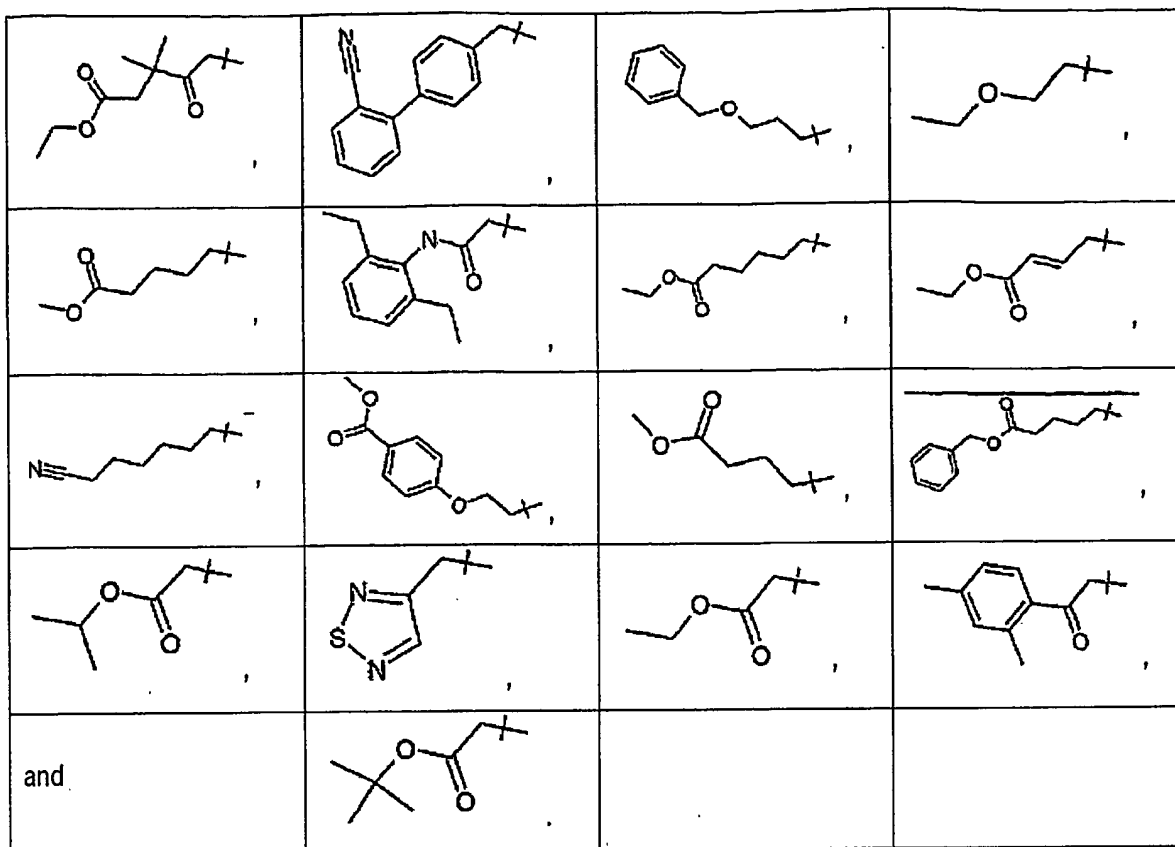
[0193] The following are particular embodiments of the compounds according to paragraph [0187]:



wherein R¹¹ is selected from:

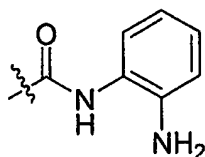




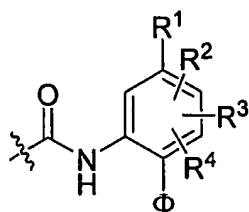


[0194] In the compounds of paragraph [0187] - [0193], R^1 , R^2 , R^3 , and R^4 are preferably as defined in paragraphs [0048] and [0049]. In other embodiments of the compounds of paragraph [0187] - [0193], R^1 , R^2 , R^3 , and R^4 are all H.

[0195] In another embodiment, the invention comprises the compounds of WO 03/024448 in which the terminal moieties $-C(O)NH-Ay^1$, $-C(O)NH-Ay^2$, $-C(O)NH-Ar^a-NH_2$, and:

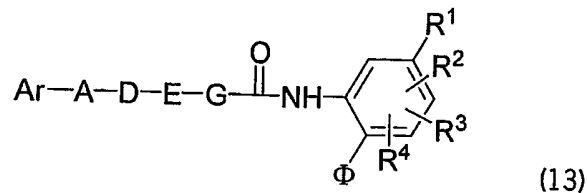


are replaced with the moiety:



wherein Φ , R^1 , R^2 , R^3 , and R^4 are as defined in accordance with paragraph [0046], and preferably [0048] and [0049].

[0196] In another embodiment, the invention comprises compounds of the following structural formula (13):



or a pharmaceutically acceptable salt thereof, wherein

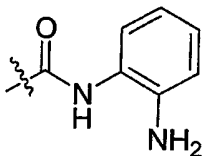
Φ is $-\text{NH}_2$ or $-\text{OH}$;

R^1 is H or as defined in paragraph [0046];

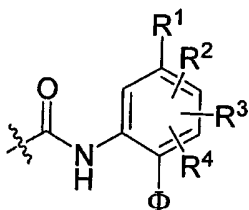
R^2 , R^3 , and R^4 are as defined in paragraph [0046]; and

Ar, A, D, E, and G are as defined in JP 2003137866.

[0197] In the compounds of paragraph [0196], R^1 , R^2 , R^3 , and R^4 are preferably as defined in paragraphs [0048] and [0049]. In other embodiments of the compounds of paragraph [0196], R^1 , R^2 , R^3 , and R^4 are all H. Particular embodiments of the compounds of paragraph [0196] are those obtained by substituting the terminal moiety:

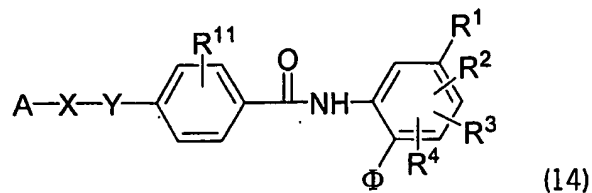


of the compounds of JP 2003137866 with the moiety:



wherein Φ , R^1 , R^2 , R^3 , and R^4 are as defined in accordance with paragraph [0046], and preferably [0048] and [0049].

[0198] In another embodiment, the invention comprises compounds of the following structural formula (14):



or a pharmaceutically acceptable salt thereof, wherein

Φ is $-\text{NH}_2$ or $-\text{OH}$;

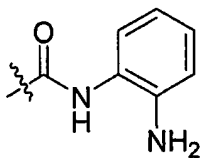
R^1 is H or as defined in paragraph [0046];

R^2 , R^3 , and R^4 are as defined in paragraph [0046];

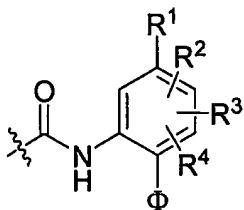
X, Y, and A are as defined in JP 11-269146 (1999); and

R^{11} is the same as R^1 of JP 11-269146 (1999).

[0199] In the compounds of paragraph [0198], R^1 , R^2 , R^3 , and R^4 are preferably as defined in paragraphs [0048] and [0049]. In other embodiments of the compounds of paragraph [0198], R^1 , R^2 , R^3 , and R^4 are all H. Particular embodiments of the compounds of paragraph [0198] are those obtained by substituting the terminal moiety:

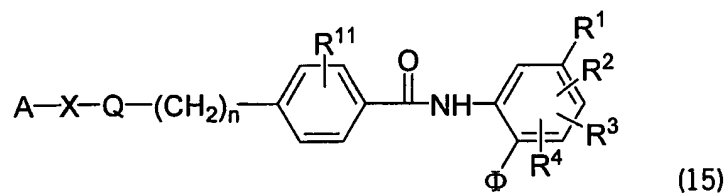


of compounds 1-50 of Tables 2-4 of JP 11-269146 (1999) with the moiety:



wherein Φ , R^1 , R^2 , R^3 , and R^4 are as defined in accordance with paragraph [0046], and preferably [0048] and [0049].

[0200] In another embodiment, the invention comprises compounds of the following structural formula (15):



or a pharmaceutically acceptable salt thereof, wherein

Φ is $-\text{NH}_2$ or $-\text{OH}$;

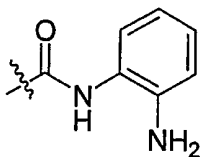
R^1 is H or as defined in paragraph [0046];

R^2 , R^3 , and R^4 are as defined in paragraph [0046];

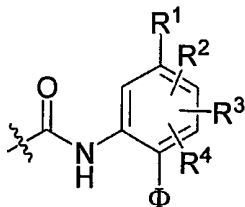
n , X , Q , and A are as defined in JP 11-302173 (1999); and

R^{11} is the same as R^1 of JP 11-302173 (1999).

[0201] In the compounds of paragraph [0200], R^1 , R^2 , R^3 , and R^4 are preferably as defined in paragraphs [0048] and [0049]. In other embodiments of the compounds of paragraph [0200], R^1 , R^2 , R^3 , and R^4 are all H. Particular embodiments of the compounds of paragraph [0200] are those obtained by substituting the terminal moiety:

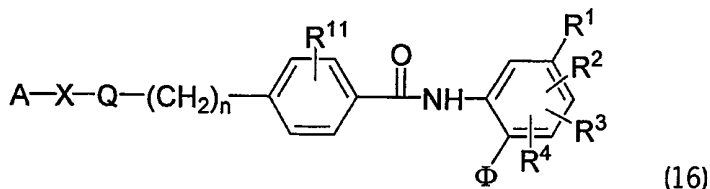


of the compounds 1-67 of JP 11-302173 (1999) with the moiety:



wherein Φ , R^1 , R^2 , R^3 , and R^4 are as defined in accordance with paragraph [0046], and preferably [0048] and [0049].

[0202] In another embodiment, the invention comprises compounds of the following structural formula (16):



or a pharmaceutically acceptable salt thereof, wherein

Φ is $-\text{NH}_2$ or $-\text{OH}$;

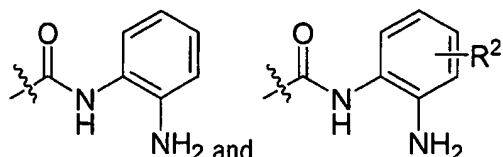
R^1 is H or as defined in paragraph [0046];

R^2 , R^3 , and R^4 are as defined in paragraph [0046];

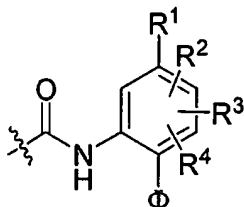
n, Q, X, and A are as defined in JP 2001131130; and

R¹¹ is the same as R¹ of JP 2001131130.

[0203] In the compounds of paragraph [0202], R¹, R², R³, and R⁴ are preferably as defined in paragraphs [0048] and [0049]. In other embodiments of the compounds of paragraph [0202], R¹, R², R³, and R⁴ are all H. Particular embodiments of the compounds of paragraph [0202] are those obtained by substituting the terminal moieties:

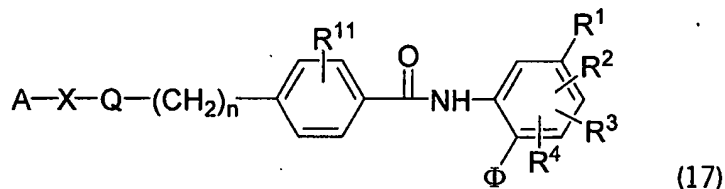


of the compounds of JP 2001131130 with the moiety:



wherein Φ, R¹, R², R³, and R⁴ are as defined in accordance with paragraph [0046], and preferably [0048] and [0049].

[0204] In another embodiment, the invention comprises compounds of the following structural formula (17):



or a pharmaceutically acceptable salt thereof, wherein

Φ is -NH₂ or -OH;

R¹ is H or as defined in paragraph [0046];

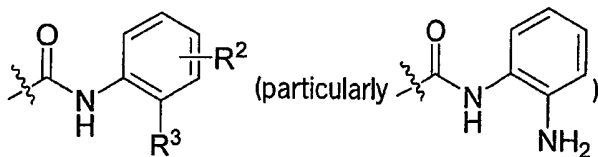
R², R³, and R⁴ are as defined in paragraph [0046];

n, X, Q, and A are as defined in JP 10152462, JP 2002332267, and JP 11-302173; and

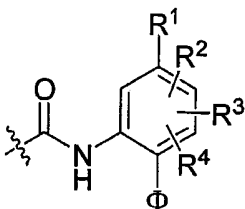
R¹¹ is the same as R¹ of JP 10152462, JP 2002332267, and JP 11-302173.

[0205] In the compounds of paragraph [0204], R¹, R², R³, and R⁴ are preferably as defined in paragraphs [0048] and [0049]. In other embodiments of the compounds of paragraph [0204], R¹, R²,

R³, and R⁴ are all H. Particular embodiments of the compounds of paragraph [0204] are those obtained by substituting the terminal moiety:

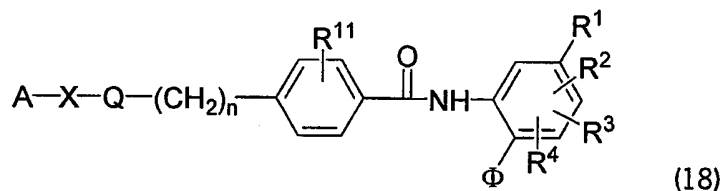


of the compounds of JP 10152462, JP 2002332267, and JP 11-302173 with the moiety:



wherein Φ , R¹, R², R³, and R⁴ are as defined in accordance with paragraph [0046], and preferably [0048] and [0049].

[0206] In another embodiment, the invention comprises compounds of the following structural formula (18):



or a pharmaceutically acceptable salt thereof, wherein

Φ is $-\text{NH}_2$ or $-\text{OH}$;

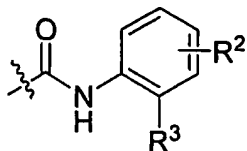
R¹ is H or as defined in paragraph [0046];

R², R³, and R⁴ are as defined in paragraph [0046];

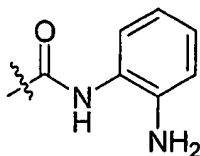
n, X, Q, and A are as defined in US 6,174,905; and

R¹¹ is the same as R¹ of US 6,174,905.

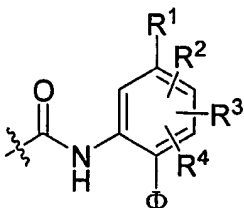
[0207] In the compounds of paragraph [0206], R¹, R², R³, and R⁴ are preferably as defined in paragraphs [0048] and [0049]. In other embodiments of the compounds of paragraph [0206], R¹, R², R³, and R⁴ are all H. Particular embodiments of the compounds of paragraph [0206] are those obtained by substituting the terminal moiety:



of the compounds of Table 1 of US 6,174,905 and the terminal moiety:

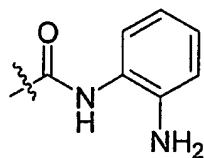


of the compounds of Tables 2-4 of US 6,174,905 with the moiety:

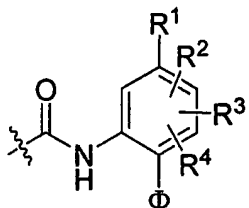


wherein Φ , R^1 , R^2 , R^3 , and R^4 are as defined in accordance with paragraph [0046], and preferably [0048] and [0049].

[0208] In another embodiment according to paragraph [0046], the invention comprises compounds of WO01/70675 wherein the terminal moiety $-C(O)-NHOH$, $-C(O)-CH_2-SC(O)CH_3$, $-C(O)-CH_2-SH$, $-C(O)-CH_2-SCH_3$, $-C(O)-CH_2-SCH_2$ -phenyl, $-C(O)-CH_2-S$ -phenyl, $-C(O)-CH_2-SC(O)$ -phenyl and



of the compounds of Tables 2 and 3 are replaced by the moiety



wherein Φ , R^1 , R^2 , R^3 , and R^4 are as defined in accordance with paragraph [0046], and preferably [0048] and [0049].

[0209] In the second aspect, the invention provides a composition comprising a compound according to any one of paragraphs [0046] - [0088], [0098] - [0110], and [0115] - [0207], or as depicted in any of the tables herein together with a pharmaceutically acceptable excipient.

[0210] The third aspect of the invention provides a method of inhibiting histone deacetylase, the method comprising contacting the histone deacetylase with a compound according to any one of paragraphs [0046] - [0088], [0098] - [0110], and [0115] - [0207] or as depicted in any of the tables herein, or with a composition according to paragraph [0209]. Inhibition of the histone deacetylase can be in a cell or a multicellular organism. If in a multicellular organism, the method according to this aspect of the invention comprises administering to the organism a compound according any one of paragraphs [0046] - [0088], [0098] - [0110], and [0115] - [0207] or as depicted in any of the tables herein, or a composition according to paragraph [0209]. Preferably the organism is a mammal, more preferably a human.

[0211] The data presented herein demonstrate the anti-tumor effects of the HDAC inhibitors of the invention. Recent publications reporting on HDAC inhibitor human clinical trials suggest that these inhibitors can effectively treat human solid tumors or cancer (lung, colon, prostate, stomach, breast, leukemia), including complete remissions of transformed lymphoma (SAHA, ASCO Abstract No. 2321, 2003) and peripheral T-cell lymphoma (depsipeptide/ FR901228 ASCO Abstract No. 88, 2002). Together with the data presented herein demonstrating surprising efficacy at inhibiting HDAC-1 and tumor growth inhibition *in vivo*, these data lead on to reasonably expect that the HDAC-1 inhibitors of the invention are useful not only for inhibition of HDAC, but as therapeutic agents for the treatment of cancer as well.

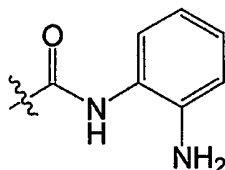
[0212] Preferred compounds according to the invention include those in the Table 1, which were prepared essentially using the methods described herein and illustrated below in the schemes. All of the compounds in this application were named using Chemdraw Ultra version 6.0.2, which is available through Cambridgesoft.co, 100 Cambridge Park Drive, Cambridge, MA 02140, Namepro version 5.09, which is available from ACD labs, 90 Adelaide Street West, Toronto, Ontario, M5H, 3V9, Canada, or were derived therefrom.

Table 1

| Compound | Name | Structure |
|----------|--|-----------|
| C | <i>N</i> -[2-amino-5-(2-thienyl)phenyl]-4-[[[5-chloro-6-fluoro-1 <i>H</i> -benzimidazol-2-yl)amino]methyl]benzamide | |
| 6 | <i>N</i> -[2-amino-5-(2-thienyl)phenyl]-4-[[[3,4-dimethoxyphenyl)amino]methyl]benzamide | |
| 12 | <i>N</i> -[2-amino-5-(2-thienyl)phenyl]-4-[[[3-fluoro-4-methoxyphenyl)amino]methyl]benzamide | |
| 23 | <i>N</i> -[2-amino-5-(2-thienyl)phenyl]-1-(3,4,5-trimethoxybenzyl)indoline-6-carboxamide | |
| 29 | <i>N</i> -[2-amino-5-(2-thienyl)phenyl]-5-[[[3,4,5-trimethoxyphenyl)amino]methyl]-1-benzofuran-2-carboxamide | |
| 43 | <i>N</i> -[2-amino-5-(2-thienyl)phenyl]-4-[[[4-pyridin-3-ylpyrimidin-2-yl)amino]methyl]benzamide | |
| 50 | <i>N</i> -[2-amino-5-(2-thienyl)phenyl]-4-[[[6-[2-(dimethylamino)ethoxy]-1 <i>H</i> -benzimidazol-2-yl)thio]methyl]benzamide | |
| 55 | <i>N</i> -[2-amino-5-(2-thienyl)phenyl]-4-[[[6-chloro-5-fluoro-1 <i>H</i> -benzimidazol-2-yl)thio]methyl]benzamide | |

| Compound | Name | Structure |
|----------|---|-----------|
| 67 | trans-N[2-amino-5-(2-thienyl)phenyl]-3-(4-[[3,4,5-trimethoxyphenyl]amino]methyl)phenyl)acrylamide | |

[0213] We have unexpectedly found that when HDAC inhibitors including within them the benzamide moiety:



are substituted on the aniline ring at the 5-position (para to the -NH_2 group) with a substantially planar ring or ring system (aryl or heteroaryl), the compound's HDAC inhibitory activity (as measured by the human HDAC-1 inhibition assay described below) increases by a factor of from 3 to 10 or more compared to similar compounds in which the aniline ring is unsubstituted or substituted with a smaller, non-planar moiety, or if the planar moiety is at other than the 5-position of the aniliny ring. Additionally, we have found that the planar moiety itself can be substituted. Accordingly, R^1 in the compounds of the invention is a mono-, bi-, or tri-cyclic aryl or heteroaryl moiety, which moiety is optionally substituted. In some preferred embodiments R^1 is not further substituted. In other preferred embodiments, R^1 is substituted with a moiety of from 1-5 atoms, e.g., methyl, hydroxymethyl, halomethyl, halo, hydroxy, amino, etc. In other embodiments, R^1 is substituted with a larger moiety, e.g., from 6-25 atoms.

[0214] This is surprising in view of T. Suzuki *et. al.*, *J. Med. Chem.*, **1999**, 42, 3001-3003, which teaches that the substitution pattern on the aniline ring of the benzamide fragment of known HDACs (wherein the amino group is ortho to the amide nitrogen) is highly sensitive to substitutions. Substituents such as Me and OMe ortho- or meta- relative to the amino group are detrimental to HDAC inhibitory activity, causing complete loss of HDAC potency. The same type of substituents in the para-position relative to the amino group did not cause significant drop of potency which allowed assuming that only small substituents such as Me, MeO, F, Cl might be tolerated.

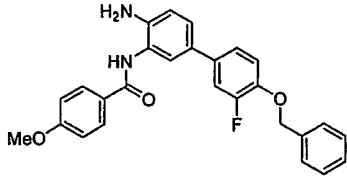
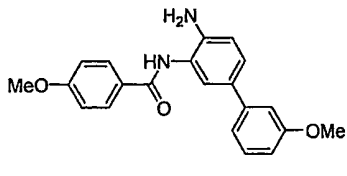
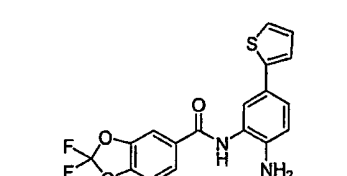
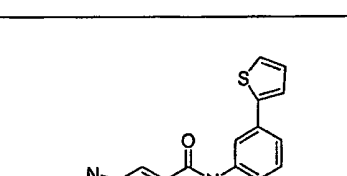
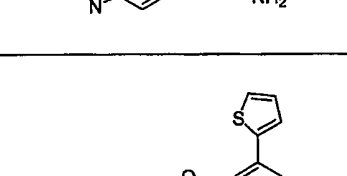
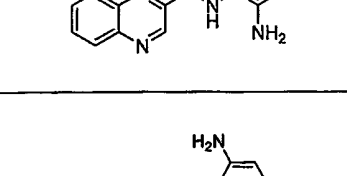
[0215] Furthermore, we have surprisingly found that the HDAC inhibitory activity of such compounds (*i.e.*, compounds comprising the chemical moiety of paragraph [0046] and having a substantially planar ring or ring system at the 5-position of the aniline ring) is substantially

independent of the identity of the chemical moiety bound to the carbonyl of the amide in paragraph [0046]. Accordingly, in compounds of formula 1 Y is any chemical moiety (preferably physiologically non-reactive) consisting of 1 to 50 atoms.

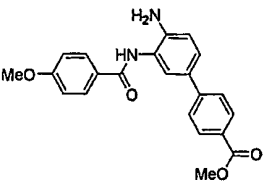
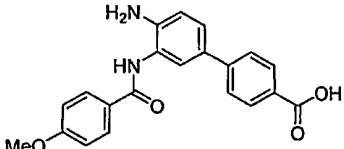
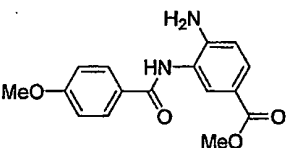
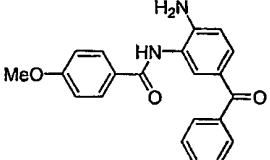
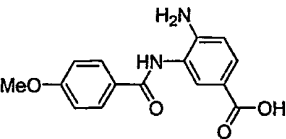
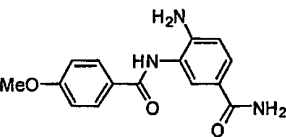
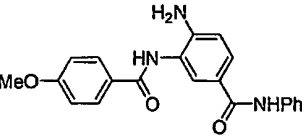
[0216] The following are representative examples of the compounds according to the embodiments described above.

Table 1a

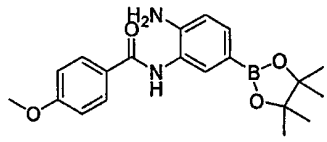
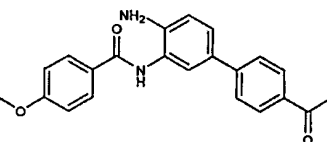
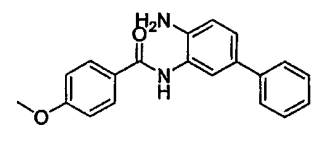
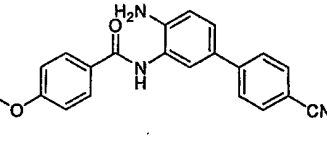
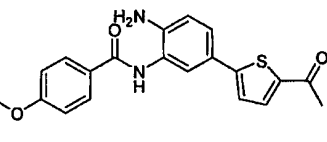
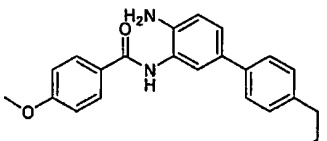
| Ex | Cpd | Structure | Name | Characterization | Scheme |
|------|------|-----------|---|--|--------|
| 15aa | 76aa | | N-(2-amino-5-(3-methoxyprop-1-ynyl)phenyl)-4-((3,4-dimethoxyphenylamino)methyl)benzamide | ¹ H NMR: (DMSO) δ (ppm): 9.52 (s, 1H); 7.89 (d, J=8.2, 2H); 7.46 (d, J=8.2, 2H); 7.25 (d, J=1.9, 1H); 7.04 (dd, J=1.9, 8.2, 1H); 6.70 (d, J=8.2, 1H); 6.64 (d, J=8.6, 1H); 6.31 (d, J=2.5, 1H); 5.98 (m, 2H); 5.35 (bs, 2H); 4.29 (d, J=6.1, 2H); 4.26 (s, 2H); 3.65 (s, 3H); 3.58 (s, 3H); 3.29 (s, 3H). MS: calc: 445.5; found: 446.4 (M+H) | 13 |
| 19 | 93 | | N-(2-amino-5-(2-((tert-butylidimethylsilyloxy)methyl)thiophen-3-yl)phenyl)-4-methoxybenzamide | ¹ H NMR: (DMSO) δ (ppm): 9.54 (s, 1H), 7.96 (d, J = 8.8 Hz, 2H), 7.43 (d, J = 5.1 Hz, 1H), 7.28 (d, J = 1.8 Hz, 1H), 7.09-7.02 (m, 4H), 6.81 (d, J = 8.2 Hz, 1H), 5.05 (s, 2H), 4.82 (s, 2H), 3.83 (s, 3H), 0.87 (s, 9H), 0.06 (s, 6H). MS: (calc.) 468.2; (obt.) 491.2 (M+Na) ⁺ . | 17 |
| 19aa | 93aa | | N-(2-amino-5-(thiophen-2-yl)phenyl)thiophene-2-carboxamide | ¹ H NMR: (DMSO) δ (ppm): 9.76 (s, 1H), 7.99 (d, J = 2.9 Hz, 1H), 7.82 (d, J = 4.9 Hz, 1H), 7.40 (s, 1H), 7.34 (d, J = 5.1 Hz, 1H), 7.29 (d, J = 8.2 Hz, 1H), 7.24 (d, J = 3.9 Hz, 1H), 7.20 (t, J = 3.9 Hz, 1H), 7.03 (t, J = 3.5 Hz, 1H), 6.79 (d, J = 8.2 Hz, 1H), 5.17 (s, 2H). MS: 300.04 (calc) 301.1 (obs) | 17 |
| 19bb | 93bb | | N-(2-amino-5-(3,4-difluorophenyl)phenyl)-4-methoxybenzamide | ¹ H NMR: (DMSO) δ (ppm): 9.59 (s, 1H), 7.97 (d, J = 8.8, Hz, 2H), 7.59 (ddd, J = 12.7, 7.8, 2.3, 1H), 7.49 (d, J = 2.3 Hz, 1H), 7.45-7.36 (m, 2H), 6.32 (dd, J = 8.2, 2.2 Hz, 1H), 7.04 (d, J = 8.8, Hz, 2H), 6.84 (d, J = 8.2, Hz, 1H), 5.15 (s, 1H), 3.83 (s, 3H). MS: (calc.) 354.1; (obt.) 355.2 (MH) ⁺ . | 17 |
| 19cc | 93cc | | N-(2-amino-5-(4-N,N-dimethylamino)phenyl)phenyl)-4-methoxybenzamide | ¹ H NMR: (DMSO) δ (ppm): 9.61 (s, 1H), 7.97 (d, J = 9.0, Hz, 2H), 7.38-7.36 (m, 3H), 7.21, (dd, J = 8.2, 2.2 Hz, 1H), 7.04 (d, J = 8.8 Hz, 2H), 6.80 (d, J = 8.4 Hz, 1H), 6.75 (d, J = 9.0 Hz, 2H), 4.89 (sb, 2H), 3.83 (s, 3H), 2.90 (s, 6H). MS: (calc.) 361.1; (obt.) 362.3 (MH) ⁺ . | 17 |

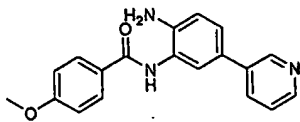
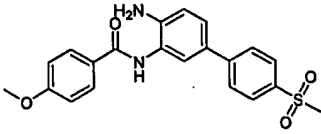
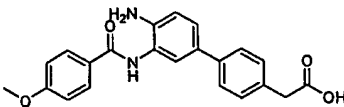
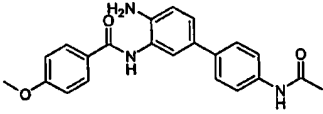
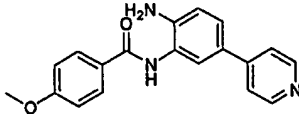
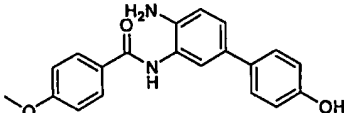
| Ex | Cpd | Structure | Name | Characterization | Scheme |
|------|------|---|---|---|--------|
| 19dd | 93dd |  | N-(2-amino-5-(3-fluoro-4-benzyloxyphenyl)phenyl)-4-methoxybenzamide | ¹ H NMR: (DMSO) δ (ppm): 9.59 (s, 1H), 7.97 (d, J = 8.8, Hz, 2H), 7.47-7.22 (m, 10H), 7.04 (d, J = 9.0 Hz, 2H), 6.82 (d, J = 8.4 Hz, 1H), 5.18 (s, 2H), 5.06 (sb, 2H), 3.83 (s, 3H). MS: (calc.) 442.2; (obt.) 443.4 (MH) ⁺ . | 17 |
| 19ee | 93ee |  | N-(2-amino-5-(3-methoxyphenyl)phenyl)-4-methoxybenzamide | ¹ H NMR: (DMSO) δ (ppm): 9.61 (s, 1H), 7.98 (d, J = 8.8 Hz, 2H), 7.47 (d, J = 2.2 Hz, 1H), 7.32-7.26 (m, 2H), 7.12-7.10 (m, 1H), 7.05-7.02 (m, 3H), 6.84 (d, J = 8.2 Hz, 1H), 6.80 (ddd, J = 8.2, 2.5, 0.8 Hz, 1H), 5.07 (sb, 2H), 3.84 (s, 3H), 3.79 (s, 3H). MS: (calc.) 348.2; (obt.) 349.2 (MH) ⁺ . | 17 |
| 19ff | 93ff |  | N-(2-amino-5-(thiophen-2-yl)phenyl)-2,2-difluorobenzof[d][1,3]dioxole-5-carboxamide | ¹ H NMR: (DMSO) δ (ppm): 9.67 (s, 1H), 7.94 (d, J = 1.6 Hz, 1H), 7.83 (dd, J = 8.6, 1.8 Hz, 1H), 7.48 (d, J = 8.4 Hz, 1H), 7.35 (d, J = 2.2 Hz, 1H), 7.26 (dd, J = 5.0, 1.2 Hz, 1H), 7.22 (dd, J = 8.2, 2.3 Hz, 1H), 7.15 (dd, J = 3.6, 1.2 Hz, 1H), 6.96 (dd, J = 5.0, 3.5 Hz, 1H), 6.71 (d, J = 8.4 Hz, 1H), 5.14 (s, 2H). MS: 374.05 (calc), 375.0 (obs). | 17 |
| 19gg | 93gg |  | N-(2-amino-5-(thiophen-2-yl)phenyl)benzof[c][1,2,5]oxadiazole-5-carboxamide | ¹ H NMR: (DMSO) δ (ppm): 10.03 (s, 1H), 8.74 (s, 1H), 8.15 (d, J = 9.4 Hz, 1H), 8.02 (d, J = 9.4 Hz, 1H), 7.48 (d, J = 2.0 Hz, 1H), 7.33 (d, J = 5.1 Hz, 1H), 7.30 (dd, J = 8.4, 2.0 Hz, 1H), 7.23 (d, J = 3.5 Hz, 1H), 7.03 (t, J = 4.9 Hz, 1H), 6.79 (d, J = 8.2 Hz, 1H), 5.32 (s, 2H). MS: 336.07 (calc), 337.0 (obs). | 17 |
| 19hh | 93hh |  | N-(2-amino-5-(thiophen-2-yl)phenyl)quinoline-2-carboxamide | ¹ H NMR: (DMSO) δ (ppm): 10.25 (s, 1H), 9.52 (s, 1H), 8.27 to 8.21 (m, 2H), 8.20 to 7.99 (m, 2H), 7.66 (d, J = 2.2 Hz, 1H), 7.35 (dd, J = 5.1, 0.98 Hz, 1H), 7.31 (dd, J = 8.2, 2.2 Hz, 1H), 7.25 (dd, J = 3.5, 0.98 Hz, 1H), 7.04 (dd, J = 5.1, 3.5 Hz, 1H), 6.83 (d, J = 8.4 Hz, 1H), 5.28 (s, 2H). MS: 346.09 (calc), 347.1 (obs). | 17 |
| 20 | 94 |  | N-(2-(hydroxymethyl)thiophen-3-yl)phenyl)-4-methoxybenzamide | ¹ H NMR: (DMSO) δ (ppm): 9.57 (s, 1H), 7.96 (d, J = 8.8 Hz, 2H), 7.40 (d, J = 5.1 Hz, 1H), 7.23 (d, J = 1.8 Hz, 1H), 7.09-7.02 (m, 4H), 6.81 (d, J = 8.0 Hz, 1H), 5.51 (t, J = 5.4 Hz, 1H), 5.01 (s, 2H), 4.64 (d, J = 5.3 Hz, 2H), 3.83 (s, 3H). MS: (calc.) 354.1; (obt.) 354.1 (M+Na) ⁺ . | 17 |

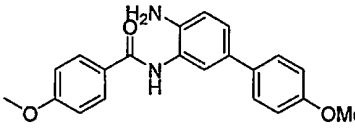
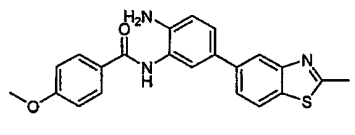
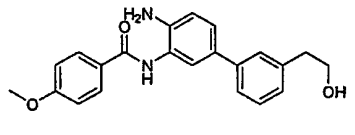
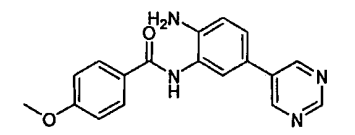
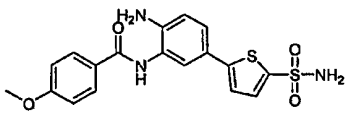
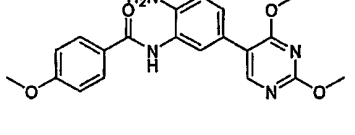
| Ex | Cpd | Structure | Name | Characterization | Scheme |
|------|------|-----------|---|--|--------|
| 20aa | 94aa | | N-(2-amino-5-(4-methoxybenzyl)phenyl)phenyl)-4-methoxybenzamide | ¹ H NMR: (DMSO) δ (ppm): 9.61 (s, 1H), 7.98 (d, J = 8.8, Hz, 2H), 7.51-7.47 (m, 3H), 7.32-7.28 (m, 3H), 7.04 (d, J = 8.8 Hz, 2H), 6.84 (d, J = 8.2 Hz, 1H), 5.15 (t, J = 5.8 Hz, 1H), 5.04 (sb, 2H), 4.49 (d, J = 5.7 Hz, 2H), 3.84 (s, 3H). MS: (calc.) 348.1; (obt.) 349.1 (MH) ⁺ . | 17 |
| 20bb | 94bb | | N-(2-amino-5-(3-methoxybenzyl)phenyl)phenyl)-4-methoxybenzamide | ¹ H NMR: (DMSO) δ (ppm): 9.61 (s, 1H), 7.98 (d, J = 9.0 Hz, 2H), 7.50-7.49 (m, 2H), 7.40 (d, J = 8.0 Hz, 1H), 7.34-7.29 (m, 2H), 7.17 (d, J = 8.0 Hz, 1H), 7.04 (d, J = 9.0 Hz, 2H), 6.85 (d, J = 8.4 Hz, 1H), 5.19 (t, J = 5.8 Hz, 1H), 5.06 (sb, 2H), 5.52 (d, J = 2.8 Hz, 2H), 3.84 (s, 3H). MS: (calc.) 348.2; (obt.) 349.1 (MH) ⁺ . | 17 |
| 20cc | 94dd | | N-(2-amino-5-(4-(hydroxymethyl)phenyl)phenyl)phenyl)-4-methoxybenzamide | ¹ H NMR: (DMSO) δ (ppm): 9.89 (s, 1H), 9.14 (d, J = 1.6 Hz, 1H), 8.73 (dd, J = 4.9, 1.8 Hz, 1H), 8.33 (dt, J = 8.0, 1.9 Hz, 1H), 6.54 (dd, J = 7.4, 5.2 Hz, 1H), 7.51-7.49 (m, 3H), 7.34-7.30 (m, 3H), 6.84 (d, J = 8.4 Hz, 1H), 5.18 (sb, 3H), 4.49 (d, J = 5.5 Hz, 2H). MS: (calc.) 319.1; (obt.) 320.2 (MH) ⁺ . | 17 |
| 20dd | 94dd | | N-(2-amino-5-(5-(hydroxymethyl)thiophen-2-yl)phenyl)-4-methoxybenzamide | ¹ H NMR: (DMSO) δ (ppm): 9.60 (s, 1H), 7.97 (d, J = 9.0, Hz, 2H), 7.40 (d, J = 2.2 Hz, 1H), 7.23 (dd, J = 8.2, 2.2 Hz, 1H), 7.06-7.02 (m, 3H), 6.85 (d, J = 3.5 Hz, 1H), 6.78 (d, J = 8.4 Hz, 1H), 7.41 (s, 1H), 5.10 (sb, 2H), 4.57 (sb, 2H), 3.83 (s, 3H). MS: (calc.) 354.1; (obt.) 355.1 (MH) ⁺ . | 17 |
| 21 | 99 | | N-(2-amino-5-(4-((tert-butyl(dimethylsilyloxy)methyl)phenyl)phenyl)-4-((3,4-dimethoxyphenylamino)methyl)benzamide | ¹ H NMR: (DMSO) δ (ppm): 9.66 (s, 1H), 7.93 (d, J = 8.0 Hz, 2H), 7.52-7.46 (m, 5H), 7.31-7.29 (m, 3H), 6.84 (d, J = 7.6 Hz, 1H), 6.64 (d, J = 8.6 Hz, 1H), 6.32 (s, 1H), 6.00-5.98 (m, 2H), 5.06 (s, 2H), 4.70 (s, 2H), 4.30 (d, J = 5.9 Hz, 2H), 3.66 (s, 3H), 3.59 (s, 3H), 0.91 (s, 9H), 0.10 (s, 6H). MS: (calc.) 597.2 (obt.) 598.5 (MH) ⁺ . | 18 |
| 21-1 | 100 | | N-(2-amino-5-(4-(3,4-dimethoxyphenylamino)methyl)phenyl)phenyl)-4-(3,4-dimethoxyphenyl)benzamide | ¹ H NMR: (DMSO) δ (ppm): 9.67 (s, 1H), 7.93 (d, J = 7.8 Hz, 2H), 7.50-7.46 (m, 5H), 7.31-7.29 (m, 3H), 6.84 (d, J = 8.0 Hz, 1H), 6.64 (d, J = 8.4 Hz, 1H), 6.32 (d, J = 2.0 Hz, 1H), 6.00-5.98 (m, 2H), 5.15 (t, J = 5.5 Hz, 1H), 5.06 (s, 2H), 4.49 (d, J = 5.7 Hz, 2H), 4.31 (d, J = 5.9 Hz, 2H), 3.66 (s, 3H), 3.59 (s, 3H). MS: (calc.) 483.2; (obt.) 484.4 (MH) ⁺ . | 18 |

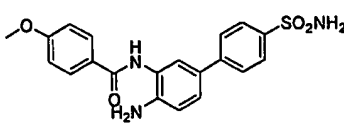
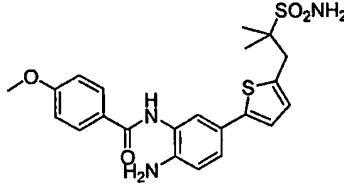
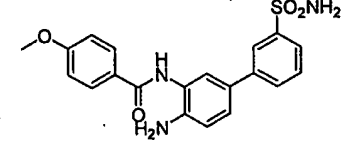
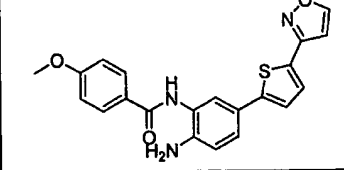
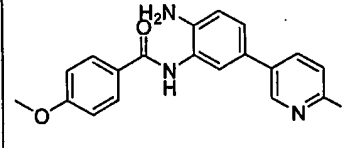
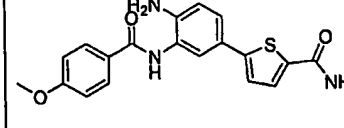
| Ex | Cpd | Structure | Name | Characterization | Scheme |
|------|-------|---|--|--|--------|
| 22 | 104 |  | N-(2-amino-5-(4-methoxybenzoyl)phenyl)phenyl)-4-methoxybenzamide | ¹ H NMR: (DMSO) δ (ppm): 9.61 (s, 1H), 7.98 (d, J = 8.8, Hz, 2H), 7.95 (d, J = 8.4 Hz, 2H), 7.71, (d, J = 8.4 Hz, 2H), 7.60 (d, J = 2.2 Hz, 1H), 7.43 (dd, J = 8.4, 2.2 Hz, 1H), 7.04 (d, J = 8.8 Hz, 2H), 6.86 (d, J = 8.4 Hz, 1H), 5.27 (sb, 2H), 3.85 (s, 3H), 3.84 (s, 3H). MS: (calc.) 376.1; (obt.) 377.1 (MH) ⁺ . | 19 |
| 23 | 105 |  | N-(2-amino-5-(4-carboxyphenyl)phenyl)-4-methoxybenzamide | ¹ H NMR: (DMSO) δ (ppm): 9.61 (s, 1H), 7.98 (d, J = 8.6, Hz, 2H), 7.93 (d, J = 8.2 Hz, 2H), 7.66 (d, J = 8.2 Hz, 2H), 7.58 (d, J = 2.0 Hz, 1H), 7.40 (dd, J = 8.2, 2.0 Hz, 1H), 7.04 (d, J = 8.8 Hz, 2H), 6.86 (d, J = 8.4 Hz, 1H), 5.23 (sb, 2H), 3.84 (s, 3H). MS: (calc.) 362.1; (obt.) 363.1 (MH) ⁺ . | 19 |
| 24 | 107 |  | methyl 4-amino-3-(4-methoxybenzoyl)benzoate | ¹ H NMR: (DMSO) δ (ppm): 9.51 (s, 1H), 7.96 (d, J = 8.8 Hz, 2H), 7.75 (d, J = 2.0 Hz, 1H), 7.56 (dd, J = 8.4, 2.0 Hz, 1H), 7.03 (d, J = 9.0 Hz, 2H), 6.75 (d, J = 8.4 Hz, 1H), 5.80 (s, 2H), 3.83 (s, 3H), 3.75 (s, 3H). MS: (calc.) 300.1; (obt.) 301.1 (MH) ⁺ . | 20 |
| 24aa | 107aa |  | N-(2-amino-5-(benzoyl)phenyl)-4-methoxybenzamide | ¹ H NMR: (DMSO) δ (ppm): 9.55 (s, 1H), 7.95 (d, J = 8.8 Hz, 2H), 7.63-7.47 (m, 7H), 7.02 (d, J = 8.8 Hz, 2H), 6.80 (d, J = 8.4 Hz, 1H), 5.98 (s, 2H), 3.83 (s, 3H). MS: (calc.) 346.1; (obt.) 347.1 (MH) ⁺ . | 20 |
| 25 | 108 |  | 4-amino-3-(4-methoxybenzoyl)benzoic acid | ¹ H NMR: (DMSO) δ (ppm): 9.52 (s, 1H), 7.96 (d, J = 8.8 Hz, 2H), 7.71 (d, J = 2.0 Hz, 1H), 7.54 (dd, J = 8.4, 2.0 Hz, 1H), 7.02 (d, J = 9.0 Hz, 2H), 6.74 (d, J = 8.4 Hz, 1H), 5.69 (s, 2H), 3.83 (s, 3H). MS: (calc.) 361.1; (obt.) 362.3 (MH) ⁺ . | 20 |
| 26 | 109 |  | N-(2-amino-5-carbamoylphenyl)-4-methoxybenzamide | ¹ H NMR: (DMSO) δ (ppm): 9.57 (s, 1H), 7.96 (d, J = 8.8 Hz, 2H), 7.67 (d, J = 2.2 Hz, 1H), 7.59 (sb, 1H), 7.52 (dd, J = 8.2, 2.0 Hz, 1H), 7.02 (d, J = 8.8 Hz, 2H), 6.90 (sb, 1H), 6.72 (d, J = 8.4 Hz, 1H), 5.41 (s, 2H), 3.83 (s, 3H). MS: (calc.) 285.1; (obt.) 286.1 (MH) ⁺ . | 20 |
| 27 | 112 |  | N-(2-amino-5-phenylcarbamoylphenyl)-4-methoxybenzamide | ¹ H NMR: (DMSO) δ (ppm): 9.83 (s, 1H), 9.62 (s, 1H), 7.99 (d, J = 8.8 Hz, 2H), 7.82 (d, J = 2.0 Hz, 1H), 7.73 (dd, J = 8.8, 1.2 Hz, 2H), 7.67 (dd, J = 8.4, 2.2 Hz, 1H), 7.31-7.27 (m, 2H), 7.05-7.01 (m, 3H), 6.80 (d, J = 8.4 Hz, 1H), 3.84 (s, 3H). MS: (calc.) 361.1; (obt.) 362.1 (MH) ⁺ . | 20 |

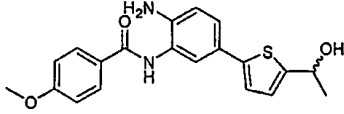
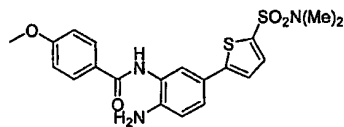
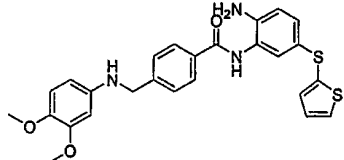
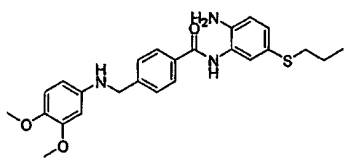
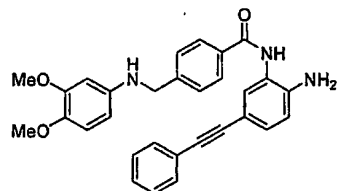
| Ex | Cpd | Structure | Name | Characterization | Scheme |
|------|-------|-----------|---|--|--------|
| 27aa | 112aa | | N-(2-amino-5-(phenoxyphenyl)carbamoylphenyl)-4-methoxybenzamide | ¹ H NMR: (DMSO) δ (ppm): 9.87 (s, 1H), 9.62 (s, 1H), 7.99 (d, J = 8.8 Hz, 2H), 7.82 (d, J = 2.2 Hz, 1H), 7.75 (dt, J = 9.0, 2.7 Hz, 2H), 7.67 (dd, J = 8.4, 2.2 Hz, 1H), 7.38-7.32 (m, 2H), 7.10-6.94 (m, 7H), 6.80 (d, J = 8.4 Hz, 1H), 5.56 (sb, 2H), 3.84 (s, 3H). MS: (calc.) 453.2; (obt.) 454.2 (MH) ⁺ . | 20 |
| 28 | 114 | | N-(2-amino-5-bromophenyl)-4-methoxybenzamide | ¹ H NMR: (DMSO) δ (ppm): 9.52 (s, 1H), 7.93 (d, J=9.0 Hz, 2H), 7.34 (d, J=2.3 Hz, 1H), 7.08 (dd, J=8.6, 2.3 Hz, 1H), 7.02 (d, J=9.0 Hz, 2H), 6.71 (d, J=8.6 Hz, 1H), 5.10 (s, 2H), 3.82 (s, 3H). MS: 321.17(calc) 321.0/323.0 (found). | 21 |
| 29 | 115 | | N-(2-amino-5-(3-chloro-4-fluorophenyl)phenyl)-4-methoxybenzamide | ¹ H NMR: (DMSO) δ (ppm): 9.59 (s, 1H), 7.97 (d, J = 8.8 Hz, 2H), 7.71 (dd, J = 7.2, 2.3 Hz, 1H), 7.56-7.52 (m, 1H), 7.51 (d, J = 2.2 Hz, 1H), 7.40 (t, J = 9.0 Hz, 1H), 7.33 (dd, J = 8.2, 2.3, 1H), 7.04 (d, J = 9.0 Hz, 2H), 6.84 (d, J = 8.4 Hz, 1H), 5.16 (sb, 2H), 3.84 (s, 3H). MS: (calc.) 370.1; (obt.) 371.1 (MH) ⁺ . | 21 |
| 29aa | 115aa | | N-(2-amino-5-(4-fluorophenyl)phenyl)-4-methoxybenzamide | ¹ H NMR: (DMSO) δ (ppm): 400 MHz, (DMSO) d (ppm): 9.59 (s, 1H), 7.97 (d, J = 8.4 Hz, 2H), 7.58-7.54 (m, 2H), 7.46 (bs, 1H), 7.27 (d, J = 8.0 Hz, 1H), 7.19 (t, J = 8.8 Hz, 2H), 7.04 (d, J = 8.8 Hz, 2H), 6.84 (d, J = 8.4 Hz, 1H), 5.07 (sb, 2H), 3.83 (s, 3H). MS: (calc.) 336.1; (obt.) 337.2 (MH) ⁺ . | 21 |
| 29bb | 115bb | | N-(2-amino-5-(4-(trifluoromethoxy)phenyl)phenyl)-4-methoxybenzamide | ¹ H NMR: (DMSO) δ (ppm): 9.60 (s, 1H), 7.97 (d, J = 8.6 Hz, 2H), 7.65 (d, J = 8.8 Hz, 2H), 7.50 (s, 1H), 7.36-7.31 (m, 3H), 7.04 (d, J = 8.6 Hz, 2H), 6.85 (d, J = 8.4 Hz, 1H), 5.15 (sb, 2H), 3.83 (s, 3H). MS: (calc.) 402.1; (obt.) 403.4 (MH) ⁺ . | 21 |
| 29cc | 115cc | | N-(2-amino-5-(4-(trifluoromethyl)phenyl)phenyl)-4-methoxybenzamide | ¹ H NMR: (DMSO) δ (ppm): 9.61 (s, 1H), 7.98 (d, J = 8.6 Hz, 2H), 7.77 (d, J = 8.2 Hz, 2H), 7.71 (d, J = 8.2 Hz, 2H), 7.58 (s, 1H), 7.40 (d, J = 8.6 Hz, 1H), 7.04 (d, J = 8.8 Hz, 2H), 6.87 (d, J = 8.4 Hz, 1H), 5.25 (sb, 2H), 3.84 (s, 3H). MS: (calc.) 386.1; (obt.) 387.4 (MH) ⁺ . | 21 |

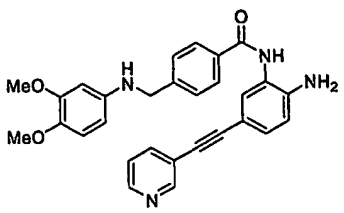
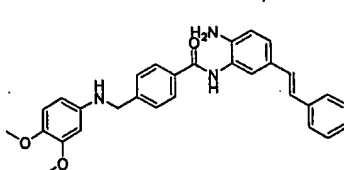
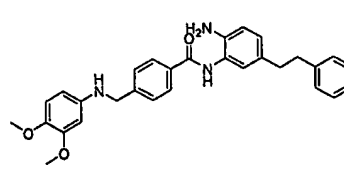
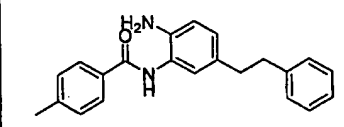
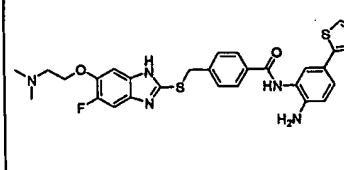
| Ex | Cpd | Structure | Name | Characterization | Scheme |
|------|-------|---|--|---|--------|
| 30 | 116 |  | N-(2-amino-5-(4,4,5,5-tetramethyl-1,3,2-dioxaborolan-2-yl)phenyl)-4-methoxybenzamide | ¹ H NMR: (DMSO) δ (ppm): 9.47 (s, 1H), 7.95 (d, J=8.8 Hz, 2H), 7.41 (d, J=1.4 Hz, 1H), 7.24 (dd, J=7.8, 1.4 Hz, 1H), 7.01 (d, J=8.8 Hz, 2H), 6.70 (d, J=7.8 Hz, 1H), 5.31 (s, 2H), 3.82 (s, 3H), 1.25 (s, 12H). MS: 368.24(calc) 369.1(found) | 21 |
| 31 | 117 |  | N-(4-amino-4'-(4-methoxyphenyl)phenyl)-4-methoxybenzamide | ¹ H NMR: (DMSO) δ (ppm): 9.61 (s, 1H), 7.96 (dd, J=12.8, 8.8 Hz, 4H), 7.70 (d, J=8.8 Hz, 2H), 7.60 (d, J=2.1 Hz, 1H), 7.42 (dd, J=8.4, 2.3 Hz, 1H), 7.04 (d, J=8.8 Hz, 2H), 6.86 (d, J=8.2 Hz, 1H), 5.26 (s, 2H), 3.84 (s, 3H), 2.58 (s, 3H). MS: 360.41 (calc) 361.1 (MH+) (found) | 21 |
| 31aa | 117aa |  | N-(4-aminobiphenyl)-3-methoxybenzamide | ¹ H NMR: (DMSO) δ (ppm): 9.64 (s, 1H), 8.01 (d, J=8.8 Hz, 2H), 7.57 (dd, J=8.4, 1.2 Hz, 2H), 7.51 (d, J=2.0 Hz, 1H), 7.40 (t, J=7.8 Hz, 2H), 7.34 (dd, J=8.2, 2.0 Hz, 1H), 7.25 (t, J=7.2 Hz, 1H), 7.07 (d, J=8.8 Hz, 2H), 6.88 (d, J=8.2 Hz, 1H), 5.10 (s, 2H), 3.87 (s, 3H). MS: 318.37(calc) 319.1(found) | 21 |
| 31bb | 117bb |  | N-(4-amino-4'-(4-cyanophenyl)phenyl)-4-methoxybenzamide | ¹ H NMR: (DMSO) δ (ppm): 9.59 (s, 1H), 7.98 (d, J=9.0 Hz, 2H), 7.81-7.73 (m, 4H), 7.61 (d, J=2.2 Hz, 1H), 7.43 (dd, J=8.4, 2.3 Hz, 1H), 7.04 (d, J=8.8 Hz, 2H), 6.86 (d, J=8.4 Hz, 1H), 5.32 (s, 2H), 3.84 (s, 3H). MS: 343.38 (calc) 344.1 (MH+) (found) | 21 |
| 31cc | 117cc |  | N-(2-amino-5-(5-acetylthiophen-2-yl)phenyl)-4-methoxybenzamide | ¹ H NMR: (DMSO) δ (ppm): 9.59 (s, 1H), 7.97 (d, J=8.8 Hz, 2H), 7.84 (d, J=4.1 Hz, 1H), 7.57 (d, J=2.2 Hz, 1H), 7.39 (dd, J=8.3, 2.3 Hz, 1H), 7.37 (d, J=3.9 Hz, 1H), 7.04 (d, J=8.8 Hz, 2H), 6.81 (d, J=8.4 Hz, 1H), 5.42 (s, 2H), 3.84 (s, 3H), 2.50 (s, 3H). MS: 366.43 (calc) 367.1 (MH+) (found) | 21 |
| 31dd | 117dd |  | N-(4-amino-4'-(2-hydroxyethyl)phenyl)-4-methoxybenzamide | ¹ H NMR: (DMSO) δ (ppm): 9.60 (s, 1H), 7.97 (d, J=8.8 Hz, 2H), 7.44 (d, J=8.4 Hz, 3H), 7.27 (d, J=8.4 Hz, 1H), 7.21 (d, J=8.4 Hz, 2H), 7.03 (d, J=9.0 Hz, 2H), 6.83 (d, J=8.4 Hz, 1H), 5.01 (d, J=10.4 Hz, 2H), 4.64 (t, J=5.3 Hz, 1H), 3.84 (s, 3H), 3.63-3.58 (m, 2H), 2.72 (t, J=7.0 Hz, 2H). MS: 362.43 (calc) 363.1 (MH+) (found) | 21 |

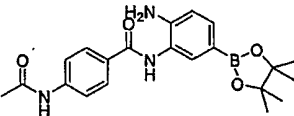
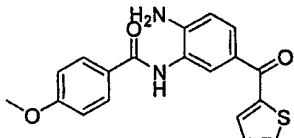
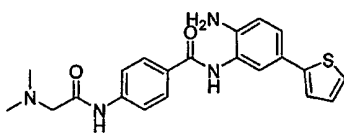
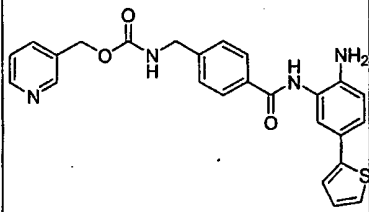
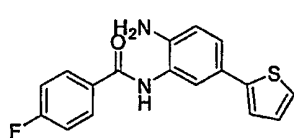
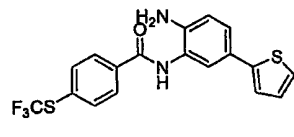
| Ex | Cpd | Structure | Name | Characterization | Sche me |
|------|-------|---|---|--|------------|
| 31ee | 117ee |  | N-(2-amino-5-(pyridin-3-yl)phenyl)-4-methoxybenzamide | ¹ H NMR: (DMSO) δ (ppm): 9.62 (s, 1H), 8.77 (s, 1H), 8.42 (d, J=4.7 Hz, 1H), 7.98 (d, J=7.0 Hz, 2H), 7.93 (d, J=7.9 Hz, 1H), 7.53 (s, 1H), 7.40-7.36 (m, 2H), 7.04 (d, J=8.8 Hz, 2H), 6.87 (d, J=8.2 Hz, 2H), 5.16 (d, J=9.7 Hz, 2H), 3.84 (s, 3H). MS: 319.36 (calc) 320.1 (MH+) (found) | 21 |
| 31ff | 117ff |  | N-(4-amino-4'-methylsulfonylbiphen-3-yl)-4-methoxybenzamide | ¹ H NMR: (DMSO) δ (ppm): (DMSO-d6) d(ppm): 9.61 (s, 1H), 7.98 (d, J=9.0 Hz, 2H), 7.89 (d, J=8.6 Hz, 2H), 7.81 (d, J=8.8 Hz, 2H), 7.62-7.61 (m, 1H), 7.43 (dd, J=8.4, 2.3 Hz, 1H), 7.04 (d, J=8.8 Hz, 2H), 6.88 (d, J=8.4 Hz, 1H), 5.30 (s, 2H), 3.84 (s, 3H), 3.22 (s, 3H). MS: 396.46 (calc) 397.2 (MH+) (found) | 21 |
| 31gg | 117gg |  | 4-(4'-amino-N-(4-methoxybenzamide) biphenyl)acetic acid | ¹ H NMR: (DMSO) δ (ppm): 9.61 (s, 1H), 7.98 (d, J=9.0 Hz, 2H), 7.48 (d, J=6.5 Hz, 3H), 7.29 (dd, J=8.4, 2.2 Hz, 1H), 7.25 (d, J=8.2 Hz, 2H), 7.04 (d, J=8.8 Hz, 2H), 6.84 (d, J=8.4 Hz, 1H), 5.05 (s, 2H), 3.84 (s, 3H), 3.56 (s, 3H). MS: 376.41 (calc) 377.2 (MH+) (found) | 21 |
| 31hh | 117hh |  | N-(4-amino-4'-N-acetamidobiphen-3-yl)-4-methoxybenzamide | ¹ H NMR: (DMSO) δ (ppm): 9.92 (s, 1H), 9.60 (s, 1H), 7.97 (d, J=8.8 Hz, 2H), 7.57 (d, J=8.8 Hz, 2H), 7.48-7.44 (m, 3H), 7.27 (d, J=8.4 Hz, 1H), 7.04 (d, J=8.8 Hz, 2H), 6.83 (d, J=8.2 Hz, 1H), 5.00 (d, J=10.2 Hz, 2H), 3.84 (s, 3H), 2.04 (s, 3H). MS: 375.43 (calc) 376.3 (MH+) (found) | 21 |
| 31ii | 117ii |  | N-(2-amino-5-(pyridin-4-yl)phenyl)-4-methoxybenzamide | ¹ H NMR: (DMSO) δ (ppm): 9.61 (s, 1H), 8.49 (d, J=5.9 Hz, 2H), 7.98 (d, J=8.8 Hz, 2H), 7.65 (d, J=2.2 Hz, 1H), 7.57 (dd, J=4.5, 1.6 Hz, 2H), 7.49 (dd, J=8.4, 2.2 Hz, 1H), 7.04 (d, J=9.0 Hz, 2H), 6.87 (d, J=8.4 Hz, 1H), 5.34 (d, J=8.6 Hz, 2H), 3.84 (s, 3H). MS: 319.36 (calc) 320.2 (MH+) (found) | 21 |
| 31jj | 117ii |  | N-(4-amino-4'-hydroxybiphen-3-yl)-4-methoxybenzamide | ¹ H NMR: (DMSO) δ (ppm): 9.59 (s, 1H), 9.32 (s, 1H), 7.97 (d, J=9.0 Hz, 2H), 7.37 (d, J=2.2 Hz, 1H), 7.33 (d, J=8.8 Hz, 2H), 7.19 (dd, J=8.2, 2.2 Hz, 1H), 7.03 (d, J=9.0 Hz, 2H), 6.80 (d, J=8.4 Hz, 1H), 6.76 (d, J=8.6 Hz, 2H), 4.92 (s, 2H), 3.83 (s, 3H). MS: 334.37 (calc) 335.1 (MH+) (found) | 21 |

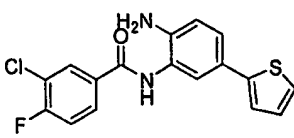
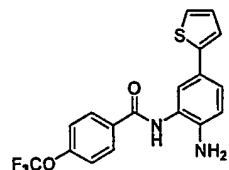
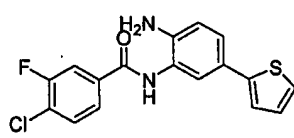
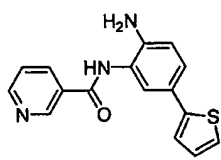
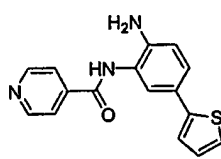
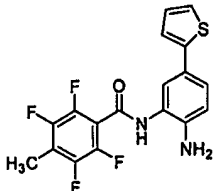
| Ex | Cpd | Structure | Name | Characterization | Scheme |
|------|-------|---|---|---|--------|
| 31kk | 117jj |  | N-(4-amino-4'-methoxybiphen-3-yl)-4-methoxybenzamide | ¹ H NMR (DMSO) δ (ppm): 9.60 (s, 1H), 7.97 (d, J=8.8 Hz, 2H), 7.46 (d, J=8.8 Hz, 2H), 7.41 (d, J=2.3 Hz, 1H), 7.23 (dd, J=8.2, 2.1 Hz, 1H), 7.03 (d, J=9.1 Hz, 2H), 6.94 (d, J=8.8 Hz, 2H), 6.82 (d, J=8.5 Hz, 1H), 4.97 (s, 2H), 3.83 (s, 3H), 3.76 (s, 3H). MS: 348.40 (calc) 349.2 (MH+) (found) | 21 |
| 31ll | 117ll |  | N-(2-amino-5-(2-methylbenzo[d]thiazol-5-yl)phenyl)-4-methoxybenzamide | ¹ H NMR (DMSO) δ (ppm): 9.63 (s, 1H), 8.02-7.97 (m, 4H), 7.60-7.57 (m, 2H), 7.40 (dd, J=8.2, 2.1 Hz, 1H), 7.04 (d, J=8.8 Hz, 2H), 6.87 (d, J=8.5 Hz, 1H), 5.11 (s, 2H), 3.84 (s, 3H), 2.80 (s, 3H). MS: 389.47 (calc) 390.2 (MH+) (found) | 21 |
| 31mm | 117mm |  | N-(4-amino-3'-(2-hydroxyethyl)biphen-3-yl)-4-methoxybenzamide | ¹ H NMR (DMSO) δ (ppm): 9.61 (s, 1H), 7.98 (d, J=8.8 Hz, 2H), 7.47 (d, J=2.0 Hz, 1H), 7.38-7.34 (m, 2H), 7.30-7.25 (m, 2H), 7.07 (d, J=7.4 Hz, 2H), 7.04 (d, J=9.0 Hz, 1H), 6.84 (d, J=8.2 Hz, 1H), 5.04 (s, 2H), 4.64 (t, J=5.3 Hz, 1H), 3.84 (s, 3H), 3.63 (quad, J=7.0 Hz, 2H), 2.76 (t, J=7.0 Hz, 2H). MS: 362.43 (calc) 363.3 (MH+) (found) | 21 |
| 31nn | 117nn |  | N-(2-amino-5-(pyrimidin-5-yl)phenyl)-4-methoxybenzamide | ¹ H NMR (DMSO) δ (ppm): 9.64 (s, 1H), 9.02 (s, 1H), 9.00 (s, 2H), 7.98 (d, J=8.6 Hz, 2H), 7.61 (d, J=1.6 Hz, 1H), 7.46 (dd, J=8.4, 1.8 Hz, 1H), 7.04 (d, J=8.6 Hz, 2H), 6.90 (d, J=8.2 Hz, 1H), 5.30 (s, 2H), 3.84 (s, 3H). MS: 320.35 (calc) 321.2 (MH+) (found) | 21 |
| 31oo | 117oo |  | N-(2-amino-5-(5-sulfamoylthiophen-2-yl)phenyl)-4-methoxybenzamide | ¹ H NMR (DMSO) δ (ppm): 9.58 (s, 1H), 7.97 (d, J=8.4 Hz, 2H), 7.61 (s, 2H), 7.51 (d, J=1.2 Hz, 1H), 7.43 (dd, J=3.9, 1.0 Hz, 1H), 7.32 (dd, J=8.4, 1.4 Hz, 1H), 7.23 (d, J=3.9 Hz, 1H), 7.04 (d, J=8.2 Hz, 2H), 6.81 (d, J=8.2 Hz, 1H), 5.35 (s, 2H), 3.84 (s, 3H). MS: 403.47 (calc) 404.2 (MH+) (found) | 21 |
| 31pp | 117pp |  | N-(2-amino-5-(2,4-dimethoxypyrimidin-5-yl)phenyl)-4-methoxybenzamide | ¹ H NMR (DMSO) δ (ppm): 9.60 (s, 1H), 8.24 (s, 1H), 7.96 (d, J=8.2 Hz, 2H), 7.31 (s, 1H), 7.13 (d, J=9.4 Hz, 1H), 7.03 (d, J=8.2 Hz, 2H), 6.81 (d, J=7.9 Hz, 1H), 5.06 (s, 2H), 3.92 (s, 3H), 3.91 (s, 3H), 3.83 (s, 3H). MS: 380.40 (calc) 381.4 (MH+) (found) | 21 |

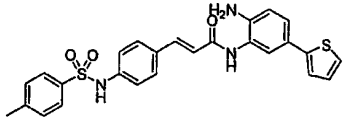
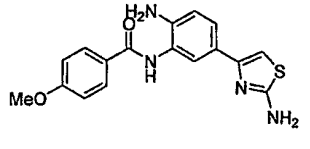
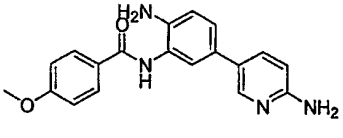
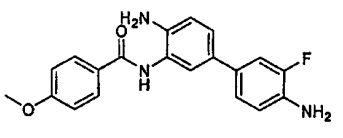
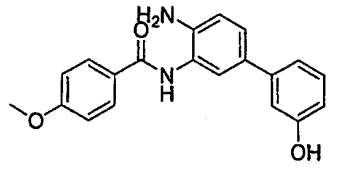
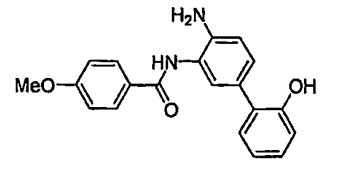
| Ex | Cpd | Structure | Name | Characterization | Sche me |
|------|-------|---|--|---|------------|
| 31qq | 117qq |  | <i>N</i> -(4-amino-4'-methoxybiphen-3-yl)-4-sulfamoylbenzamide | ¹ H NMR (DMSO) δ (ppm): 9.64 (s, 1H), 8.01 (d, J=9.0 Hz, 2H), 7.82 (d, J=8.6 Hz, 2H), 7.76 (d, J=8.8 Hz, 2H), 7.60 (d, J=2.2 Hz, 1H), 7.43 (dd, J=8.6, 6.3 Hz, 1H), 7.33 (s, 2H), 7.07 (d, J=9.0 Hz, 2H), 6.89 (d, J=8.2 Hz, 1H), 5.27 (s, 2H), 3.86 (s, 3H). MS: 397.45 (calc) 398.4 (found) | 21 |
| 31rr | 117rr |  | <i>N</i> -(2-amino-5-(5-(2-methyl-2-propylthiophen-2-yl)phenyl)-4-methoxybenzamide | ¹ H NMR (DMSO) δ (ppm): 9.58 (s, 1H), 7.97 (d, J=8.8 Hz, 2H), 7.66 (s, 1H), 7.49 (d, J=2.3 Hz, 1H), 7.44 (d, J=3.9 Hz, 1H), 7.32 (dd, J=8.2, 2.2 Hz, 1H), 7.22 (d, J=3.9 Hz, 1H), 7.03 (d, J=9.0 Hz, 2H), 6.80 (d, J=8.2 Hz, 1H), 5.36 (s, 2H), 3.83 (s, 3H), 1.99 (s, 2H), 1.17 (s, 6H). MS: 459.59 (calc) 460.4 (found) | 21 |
| 31ss | 117ss |  | <i>N</i> -(4-amino-3'-sulfamoylbiphen-3-yl)-4-methoxybenzamide | ¹ H NMR (DMSO) δ (ppm): 9.62 (s, 1H), 7.99 (s, 1H), 7.98 (d, J=8.8 Hz, 2H), 7.77 (d, J=8.6 Hz, 1H), 7.64 (d, J=7.8 Hz, 1H), 7.55 (t, J=7.8 Hz, 1H), 7.54 (d, J=2.5 Hz, 1H), 7.36 (dd, J=8.2, 2.0 Hz, 1H), 7.35 (s, 2H), 7.03 (d, J=8.8 Hz, 2H), 6.87 (d, J=8.4 Hz, 1H), 5.20 (s, 2H), 3.83 (s, 3H). MS: 397.45 (calc) 398.3 (found) | 21 |
| 31tt | 117tt |  | <i>N</i> -(2-amino-5-(5-(isoxazol-3-yl)thiophen-2-yl)phenyl)-4-methoxybenzamide | ¹ H NMR (Acetone-d ₆) δ (ppm): 7.89 (d, J=8.8 Hz, 2H), 7.77 (d, J=4.1 Hz, 1H), 7.61 (d, J=2.2 Hz, 1H), 7.31 (dd, J=8.4, 2.3 Hz, 1H), 7.26 (d, J=4.1 Hz, 1H), 6.91 (d, J=9.0 Hz, 2H), 6.80 (d, J=8.4 Hz, 1H), 3.75 (s, 3H). MS: 391.45 (calc) 392.3 (found) | 21 |
| 31uu | 117uu |  | <i>N</i> -(2-amino-5-(6-fluoropyridin-3-yl)phenyl)-4-methoxybenzamide | ¹ H NMR (Acetone-d ₆) δ (ppm): 9.08 (bs, 1H), 8.40 (d, J=2.2 Hz, 1H), 8.12 (ddd, J=8.4, 7.8, 2.7 Hz, 1H), 8.04 (d, J=8.6 Hz, 2H), 7.64 (t, J=2.3 Hz, 1H), 7.36 (ss, J=8.2, 2.2 Hz, 1H), 7.10 (ddd, J=8.6, 2.5, 0.6 Hz, 1H), 7.06 (d, J=9.0 Hz, 2H), 7.00 (d, J=8.2 Hz, 1H), 4.89 (bs, 2H), 3.90 (s, 3H). MS: 337.35 (calc) 338.1 (found) | 21 |
| 31w | 117w |  | <i>N</i> -(2-amino-5-(5-carbamidothiophen-2-yl)phenyl)-4-methoxybenzamide | ¹ H NMR (Acetone-d ₆) δ (ppm): 8.04 (d, J=9.0 Hz, 2H), 7.68 (t, J=2.2 Hz, 1H), 7.63 (d, J=3.9 Hz, 1H), 7.05 (d, J=9.0 Hz, 2H), 6.92 (d, J=8.4 Hz, 1H), 3.90 (s, 3H). MS: 367.43 (calc) 368.1 (found) | 21 |

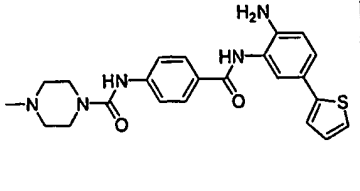
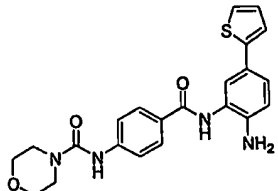
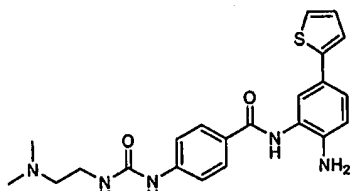
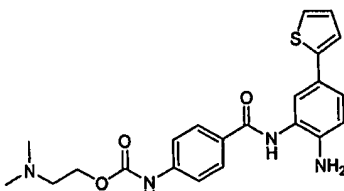
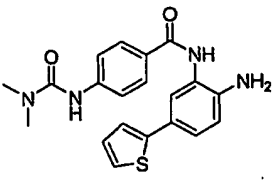
| Ex | Cpd | Structure | Name | Characterization | Scheme |
|------|-------|---|---|---|--------|
| 31ww | 117ww |  | N-(2-amino-5-(5-(1-hydroxyethyl)thiophen-2-yl)phenyl)-4-methoxybenzamide | ¹ H NMR: (DMSO) δ (ppm): 9.58 (s, 1H), 7.97 (d, J=8.8 Hz, 2H), 7.40 (d, J=2.2 Hz, 1H), 7.22 (dd, J=8.2, 2.2 Hz, 1H), 7.05-7.02 (m, 3H), 6.81 (dd, J=3.5, 0.8 Hz, 1H), 6.77 (d, J=8.2 Hz, 1H), 5.48 (d, J=4.7 Hz, 1H), 5.09 (s, 2H), 4.88 (quint, J=5.3 Hz, 1H), 3.83 (s, 3H), 1.42 (d, J=6.3 Hz, 3H). MS: 368.45 (calc) 369.1 (MH+) (found) | 21 |
| 31xx | 117xx |  | N-(2-amino-5-(5-(N,N-dimethylsulfonyl)thiophen-2-yl)phenyl)-4-methoxybenzamide | ¹ H NMR (DMSO) δ (ppm): 9.56 (s, 1H), 7.97 (d, J=8.8 Hz, 2H), 7.54 (d, J=2.2 Hz, 1H), 7.52 (d, J=3.9 Hz, 1H), 7.38 (d, J=3.9 Hz, 1H), 7.37 (dd, J=8.4, 2.2 Hz, 1H), 7.03 (d, J=9.0 Hz, 2H), 6.81 (d, J=8.4 Hz, 1H), 5.41 (s, 2H), 3.83 (s, 3H), 2.67 (s, 6H). MS: 431.53 (calc) 432.2 (found) | 21 |
| 32 | 122 |  | N-(2-amino-5-(thiophen-2-ylthio)phenyl)-4-(3,4-dimethoxyphenylamino)methylbenzamide | ¹ H NMR: (DMSO) δ (ppm): 9.57 (s, 1H), 7.87 (d, J=8.4 Hz, 2H), 7.57 (dd, J=5.3, 1.2 Hz, 1H), 7.44 (d, J=8.4 Hz, 2H), 7.27 (d, J=2.0 Hz, 1H), 7.19 (dd, J=3.5, 1.2 Hz, 1H), 7.05 (dd, J=8.2, 2.2 Hz, 1H), 7.01 (dd, J=5.3, 3.5 Hz, 1H), 6.72 (d, J=8.2 Hz, 1H), 6.63 (d, J=8.6 Hz, 1H), 6.30 (d, J=2.5 Hz, 1H), 5.97 (dd, J=8.4, 2.5 Hz, 1H), 5.96 (d, J=6.5 Hz, 1H), 5.20 (s, 2H), 4.28 (d, J=6.3 Hz, 2H), 3.65 (s, 3H), 3.58 (s, 3H). MS: 491.63(calc) 492.5(found) | 22 |
| 33 | 123 |  | N-(2-amino-5-(propylthio)phenyl)-4-(3,4-dimethoxyphenylamino)methylbenzamide | ¹ H NMR (DMSO-d6) δ(ppm): 9.57 (s, 1H), 7.89 (d, J=8.2 Hz, 2H), 7.45 (d, J=8.0 Hz, 2H), 7.23 (d, J=0.4 Hz, 1H), 7.01 (dd, J=8.4, 2.2 Hz, 1H), 6.71 (d, J=8.4 Hz, 1H), 6.63 (d, J=8.6 Hz, 1H), 6.31 (d, J=2.3 Hz, 1H), 5.98 (dd, J=8.2, 2.5 Hz, 1H), 5.97 (d, J=5.9 Hz, 1H), 5.04 (s, 2H), 4.29 (d, J=5.9 Hz, 2H), 3.65 (s, 3H), 3.58 (s, 3H), 2.71 (t, J=7.0 Hz, 2H), 1.50 (sext, J=7.0 Hz, 2H), 0.93 (t, J=7.2 Hz, 3H). LRMS: 451.59(calc) 452.5(found) | 22 |
| 34 | 125 |  | N-(2-amino-5-(2-phenylethynyl)phenyl)-4-(3,4-dimethoxyphenylamino)methylbenzamide | ¹ H NMR: (CD3OD) δ(ppm): 7.93 (d, J=8.4 Hz, 2H), 7.52 (d, J=8.2 Hz, 2H), 7.44 (dd, J=8.2, 1.8 Hz, 2H), 7.35-7.29 (m, 4H), 7.21 (dd, J=8.2, 2.0 Hz, 1H), 6.85 (d, J=8.4 Hz, 1H), 6.71 (d, J=8.4 Hz, 1H), 6.36 (d, J=2.7 Hz, 1H), 6.13 (dd, J=8.4, 2.5 Hz, 1H), 4.39 (s, 2H), 3.75 (s, 3H), 3.71 (s, 3H). MS: 477.56(calc) 478.5(found) | 23 |

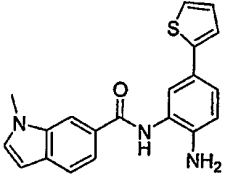
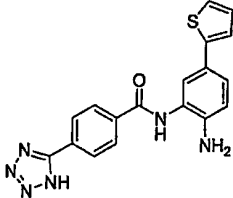
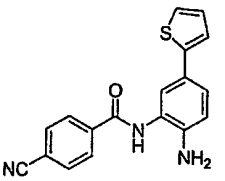
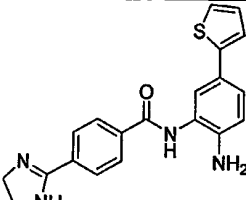
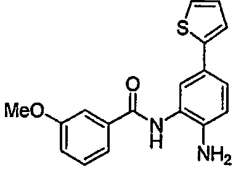
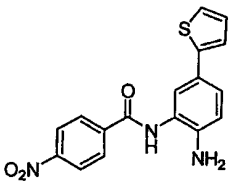
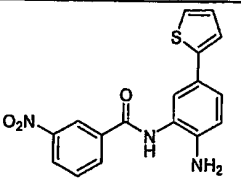
| Ex | Cpd | Structure | Name | Characterization | Sche me |
|------|-------|---|---|---|------------|
| 34aa | 125aa |  | N-(2-amino-5-(2-(pyridin-3-yl)ethyl)phenyl)ethynyl)phenyl)-4-((3,4-dimethoxyphenyl)amino)methyl)benzamide | ¹ H NMR: (DMSO) δ (ppm): 9.55 (s, 1H); 8.65 (dd; J=0.9, 2.2 Hz; 1H); 8.49 (dd; J=1.6, 4.8 Hz; 1H); 7.91 (d, J=8.2, 2H); 7.87 (m, 1H); 7.46 (d, J=8.2, 2H); 7.40 (dd; J=0.9, 4.8 Hz; 1H); 7.39 (m, 1H); 7.17 (dd; J=2.0, 8.3 Hz; 1H); 6.76 (d, J=8.3, 1H); 6.64 (d, J=8.6, 1H); 6.31 (d, J=2.7, 1H); 5.98 (m, 2H); 5.51 (bs, 2H); 4.30 (d, J=6.3, 2H); 3.66 (s, 3H); 3.58 (s, 3H). MS: calc: 478.5; found: 478.5 (M+H) | 23 |
| 34-1 | 127 |  | (E)-N-(2-amino-5-styrylphenyl)-4-((3,4-dimethoxyphenyl)amino)methyl)benzamide | ¹ H NMR: (Acetone-d6) δ(ppm): 9.07 (s, 1H), 8.01 (d, J=8.2 Hz, 2H), 7.55 (d, J=8.2 Hz, 2H), 7.55-7.52 (m, 3H), 7.32 (t, J=7.4 Hz, 2H), 7.28 (dd, J=8.2, 2.2 Hz, 1H), 7.19 (t, J=7.2 Hz, 1H), 7.13 (d, J=16.4 Hz, 1H), 7.0 (d, J=16.2 Hz, 1H), 6.89 (d, J=8.2 Hz, 1H), 6.70 (d, J=8.4 Hz, 1H), 6.41 (d, J=2.7 Hz, 1H), 6.12 (dd, J=8.6, 2.7 Hz, 1H), 5.33 (bs, 1H), 4.85 (bs, 2H), 4.43 (s, 2H), 3.72 (s, 3H), 3.67 (s, 3H). MS: 479.58(calc) 480.5 (found) | 24 |
| 35 | 128 |  | N-(2-amino-5-phenethylphenyl)-4-((3,4-dimethoxyphenyl)amino)methyl)benzamide | ¹ H NMR (Acetone-d6) δ(ppm): 9.07 (s, 1H), 7.99 (d, J=8.2 Hz, 2H), 7.53 (d, J=8.6 Hz, 2H), 7.27-7.22 (m, 5H), 7.19-7.14 (m, 1H), 6.87 (dd, J=8.0, 2.0 Hz, 1H), 6.79 (d, J=8.0 Hz, 1H), 6.70 (d, J=8.4 Hz, 1H), 6.40 (d, J=2.8 Hz, 1H), 6.11 (dd, J=8.4, 2.5 Hz, 1H), 5.33 (bs, 1H), 4.51 (bs, 2H), 4.42 (s, 2H), 3.72 (s, 3H), 3.67 (s, 3H). MS: 481.59(calc) 482.2(found) | 24 |
| 36 | 129 |  | N-(2-amino-5-phenethylphenyl)-4-methylbenzamide | ¹ H NMR (Acetone-d6) δ(ppm): 9.03 (bs, 1H), 7.94 (d, J=8.0 Hz, 2H), 7.33 (d, J=7.8 Hz, 2H), 7.28-7.23 (m, 5H), 7.18-7.13 (m, 1H), 6.87 (dd, J=8.0, 2.0 Hz, 1H), 6.79 (d, J=8.2 Hz, 1H), 4.48 (bs, 2H), 2.90-2.86 (m, 2H), 2.83-2.78 (m, 2H), 2.42 (s, 3H). MS: LRMS: 330.43(calc) 331.1(found) | 24 |
| 37 | 131 |  | N-(2-amino-5-(thiophen-2-yl)phenyl)-4-((6-(2-(dimethylamino)ethoxy)-5-fluoro-1H-benzotrimidazol-2-ylthio)methyl)benzamide | ¹ H NMR (Acetone-d6) δ(ppm): 9.16 (bs, 1H), 7.97 (d, J=8.4 Hz, 2H), 7.62 (d, J=2.9 Hz, 1H), 7.61 (d, J=8.4 Hz, 2H), 7.32 (dd, J=8.2, 2.2 Hz, 1H), 7.28 (bs, 0.5 H), 7.27 (dd, J=5.1, 1.0 Hz, 1H), 7.26 (bs, 0.5 H), 7.22 (dd, J=3.5, 1.0 Hz, 1H), 7.21 (bs, 1H), 7.03 (dd, J=5.1, 3.5 Hz, 1H), 6.89 (d, J=8.2 Hz, 1H), 4.87 (bs, 2H), 4.65 (s, 2H), 4.16 (t, J=5.7 Hz, 2H), 2.73 (t, J=5.9 Hz, 2H), 2.30 (s, 6H). MS: 561.70 (calc) 562.3 (found) | 25 |

| Ex | Cpd | Structure | Name | Characterization | Scheme |
|-----|------|---|--|--|--------|
| 38 | 134 |  | 4-acetamido-N-(2-amino-5-(4,4,5,5-tetramethyl-1,3,2-dioxaborolan-2-yl)phenyl)benzamide | ¹ H NMR (Acetone-d ₆) δ(ppm): 9.42 (bs, 1H), 9.03 (bs, 1H), 8.03 (d, J=8.8 Hz, 2H), 7.77 (d, J=8.8 Hz, 2H), 7.60 (d, J=1.6 Hz, 1H), 7.39(dd, J=8.0, 1.6 Hz, 1H), 6.84 (d, J=7.8 Hz, 1H), 5.01 (bs, 2H), 2.13 (s, 3H), 1.31 (s, 12H). MS: (calc.) 395.3(calc) 396.1(found) | 26 |
| 39 | 136 |  | N-(2-amino-5-(thiophene-2-carbonyl)phenyl)-4-methoxybenzamide | ¹ H NMR: (DMSO) δ (ppm): 9.61 (s, 1H), 8.02 (d, J=6.3 Hz, 1H), 8.01 (d, J=8.6 Hz, 2H), 7.83 (d, J=2.0 Hz, 1H), 7.75 (d, J=3.2 Hz, 1H), 7.63 (dd, J=8.4, 2.0 Hz, 1H), 7.29 (dd, J=4.9, 3.2 Hz, 1H), 7.08 (d, J=8.8 Hz, 2H), 6.87 (d, J=8.6 Hz, 1H), 6.01 (s, 2H), 3.88 (s, 3H). MS: 352.41(calc) 353.1(found) | 27 |
| 40 | 140 |  | N-(2-amino-5-thiophen-2-ylphenyl)-4-(N,N-dimethylamino)acetamido)benzamide | ¹ H NMR: (DMSO) δ (ppm): (CD3OD) d(ppm): 7.99 (d, J=8.8 Hz, 2H), 7.77 (d, J=8.8 Hz, 2H), 7.48 (d, J=2.2 Hz, 1H), 7.35 (dd, J=8.2, 2.2 Hz, 1H), 7.22 (dd, J=5.1, 1.2 Hz, 1H), 7.20 (td, J=3.5, 1.2 Hz, 1H), 7.01 (dd, J=5.1, 3.7 Hz, 1H), 6.90 (d, J=8.6 Hz, 1H), 3.24 (s, 2H), 2.43 (s, 6H). MS: 394.5 (calc) 395.1(found) | 28 |
| 41a | 143a |  | Pyridin-3-ylmethyl 4-(2-amino-5-(thiophen-2-yl)phenyl)carbamoyl)benzylcarbamate | ¹ H NMR (DMSO) δ (ppm): 9.69 (bs, 1H), 8.58 (s, 1H), 8.53-8.51 (m, 1H), 7.98-7.96 (m, 1H), 7.94 (d, J=7.8 Hz, 2H), 7.78-7.76 (m, 1H), 7.46 (s, 1H), 7.40-7.38 (m, 1H), 7.37 (d, J=8.4 Hz, 2H), 7.29 (d, J=8.8 Hz, 1H), 7.24-7.23 (m, 1H), 7.05-7.03 (m, 1H), 6.80 (d, J=8.4 Hz, 1H), 5.15 (bs, 2H), 5.10 (s, 2H), 4.29 (d, J=6.1 Hz, 2H). MS: 458.54 (calc) 459.2 (found) | 29 |
| 41b | 143b |  | N-(2-amino-5-(thiophen-2-yl)phenyl)-4-fluorobenzamide | ¹ H NMR (DMSO) δ (ppm): 9.73 (s, 1H), 8.06 (dd, J=8.6, 5.5 Hz, 2H), 7.43 (d, J=1.8 Hz, 1H), 7.35 (d, J=8.8 Hz, 2H), 7.33 (dd, J=6.3, 5.1 Hz, 2H), 7.22 (dd, J=3.7, 1.2 Hz, 1H), 7.03 (dd, J=5.1, 3.5 Hz, 1H), 6.78 (d, J=8.2 Hz, 1H), 5.17 (s, 2H). MS: 312.36 (calc) 313.1 (found) | 29 |
| 41c | 143c |  | N-(2-amino-5-(thiophen-2-yl)phenyl)-4-(trifluoromethylthio)benzamide | ¹ H NMR (DMSO) δ (ppm): 8.09 (d, J=8.6 Hz, 2H), 7.84 (d, J=8.2 Hz, 2H), 7.58 (d, J=2.2 Hz, 1H), 7.36 (dd, J=8.2, 2.2 Hz, 1H), 7.23 (dd, J=5.1, 3.9 Hz, 1H), 7.21 (dd, J=3.7, 1.2 Hz, 1H), 7.01 (dd, 5.1, 3.7 Hz, 1H), 6.90 (d, J=8.4 Hz, 1H). MS: 394.44 (calc) 395.1 (found) | 29 |

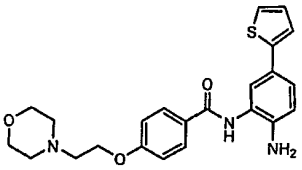
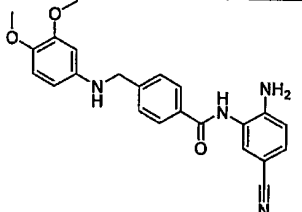
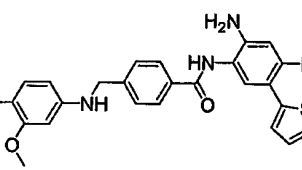
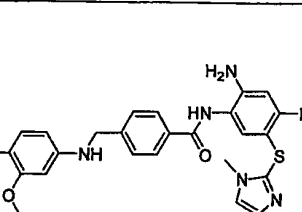
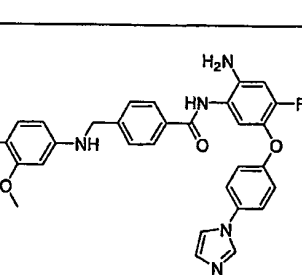
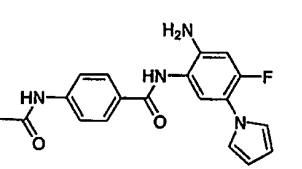
| Ex | Cpd | Structure | Name | Characterization | Scheme |
|------|-------|---|---|---|--------|
| 41d | 143d |  | N-(2-amino-5-(thiophen-2-yl)phenyl)-3-chloro-4-fluorobenzamide | ¹ H NMR (Acetone-d ₆) δ(ppm): 8.22 (d, J=7.2 Hz, 1H), 8.08 (bs, 2H), 7.61 (s, 1H), 7.48 (t, J=8.8 Hz, 1H), 7.35 (dd, J=8.6, 2.0 Hz, 1H), 7.29 (d, J=5.1 Hz, 1H), 7.23 (d, J=3.7 Hz, 2H), 7.04 (dd, J=7.5, 4.3 Hz, 1H), 6.91 (d, J=8.2 Hz, 1H), 4.88 (bs, 1H). MS: 346.86 (calc) 347.1 (found) | 29 |
| 41aa | 143aa |  | N-(2-amino-5-(thiophen-2-yl)phenyl)-4-(trifluoromethoxy)benzamide | ¹ H NMR: (DMSO) δ (ppm): 9.79 (s, 1H), 8.10 (d, J=8.8 Hz, 2H), 7.50 (d, J=8.4 Hz, 2H), 7.43 (bs, 1H), 7.32 (d, J=5.2 Hz, 1H), 7.28 (dd, J=8.4, 2.0 Hz 1H), 7.22 (bd, J=3.6 Hz, 1H), 7.02(dd, J= 3.6, 5.2Hz, 1H), 6.78 (d, J=8.4 Hz, 1H). MS: (calc.) 378; (obt.) 379 (MH) ⁺ . | 29 |
| 41bb | 143bb |  | N-(2-amino-5-(thiophen-2-yl)phenyl)-4-chloro-3-fluorobenzamide | ¹ H NMR (DMSO) δ (ppm): 9.82 (s, 1H), 8.01 (d, J=10.4 Hz, 1H), 7.85 (d, J=7.2 Hz, 1H), 7.75 (t, J=7.6 Hz, 1H), 7.41 (d, J=2.2 Hz, 1H), 7.33 (d, J=5.1 Hz, 1H), 7.28 (dd, J= 8.4, 1.8 Hz, 1H), 7.22 (d, J=3.5 Hz, 1H), 7.02 (dd, J=4.9, 3.5 Hz, 1H), 6.78 (d, J=8.4 Hz, 1H), 5.23 (s, 2H). MS: 346.86 (calc) 347.1/349.1 (found) | 29 |
| 41cc | 143cc |  | N-(2-amino-5-(thiophen-2-yl)phenyl)nicotinamide | ¹ H NMR: (DMSO) δ (ppm): 9.87 (s, 1H), 9.14 (d, J = 1.8, Hz, 1H), 8.73 (dd, J = 4.9, 1.8 Hz, 1H), 8.32 (dt, J = 8.0, 2.0 Hz, 1H), 7.54 (dd, J = 7.8, 5.3 Hz, 1H), 7.46 (d, J = 2.2 Hz, 1H), 7.34 (dd, J = 5.1, , 1.2 Hz, 1H), 7.29 (dd, J = 8.4, 2.3 Hz, 1H), 7.23 (dd, J = 3.5, 1.0 Hz, 1H), 7.03 (dd, J = 5.1, 3.7 Hz, 1H), 6.79 (d, J = 8.4 Hz, 1H), 5.24 (sb, 2H). MS: (calc.) 295.1; (obt.) 296.3 (MH) ⁺ . | 29 |
| 41dd | 143dd |  | N-(2-amino-5-(thiophen-2-yl)phenyl)isonicotinamide | ¹ H NMR: (DMSO) δ (ppm): 9.95 (s, 1H), 7.76 (d, J = 6.1, Hz, 2H), 7.90 (d, J = 6.1 Hz, 1H), 7.44 (d, J = 2.2 Hz, 1H), 7.34 (dd, J = 5.1, 1.2 Hz, 1H), 7.30 (dd, J = 8.4, 2.3 Hz, 1H), 7.23 (dd, J = 3.7, 1.2 Hz, 1H), 7.03 (dd, J = 5.1, 3.7 Hz, 1H), 6.79 (d, J = 8.4 Hz, 1H), 5.24 (sb, 2H). MS: (calc.) 295.1; (obt.) 296.3 (MH) ⁺ . | 29 |
| 41ee | 143ee |  | N-(2-amino-5-(thiophen-2-yl)phenyl)-2,3,5,6-tetrafluoro-4-methylbenzamide | ¹ H NMR: (DMSO) δ (ppm): 10.18 (s, 1H), 7.60 (d, J=2.4 Hz, 1H), 7.36 (dd, J=1.2, 5.2 Hz, 1H), 7.30 (dd, J=2.4, 8.0 Hz, 1H), 7.23 (dd, J=1.2, 3.2 Hz, 1H), 7.04 (dd, J=3.6, 5.2Hz, 1H), 6.81 (d, J=8.0 Hz, 1H), 5.15 (bs, 2H), 2.32 (s, 3H) MS: (calc.) 380.36; (obt.) 381.2 (MH) ⁺ . | 29 |

| Ex | Cpd | Structure | Name | Characterization | Scheme |
|------|-------|---|---|---|--------|
| 42 | 146 |  | (E)-N-(2-amino-5-(thiophen-2-yl)phenyl)-3-(4-(4-methylphenylsulfonamido)phenyl)acrylamide | ¹ H NMR (Acetone-d ₆) δ(ppm): 9.20 (bs, 1H), 8.84 (bs, 1H), 7.72 (d, J=8.0 Hz, 3H), 7.58 (d, J=15.7 Hz, 1H), 7.54 (d, J=8.4 Hz, 2H), 7.34 (d, J=8.6 Hz, 2H), 7.29-7.27 (m, 4H), 7.22 (d, J=3.5 Hz, 1H), 7.04 (t, J=4.9 Hz, 1H), 6.88 (d, J=8.4 Hz, 1H), 6.86 (d, J=15.3 Hz, 1H), 4.84 (bs, 2H), 2.38 (s, 3H). MS: 489.62 (calc) 490.1 (found) | 30 |
| 43 | 153 |  | N-(2-amino-5-(2-methoxyphenyl)-4-methoxybenzamide | ¹ H NMR: (DMSO) δ (ppm): 9.55 (s, 1H), 7.96 (d, J=9.0 Hz, 2H), 7.60 (d, J=2.2 Hz, 1H), 7.39 (d, J=8.2, 2.0 Hz, 1H), 7.02 (d, J=9.0 Hz, 2H), 6.90 (s, 2H), 6.73 (d, J=8.4 Hz, 1H), 6.63 (s, 1H), 4.98 (s, 2H), 3.83 (s, 3H). MS: 340.4 (calc) 341.2 (found) | 31 |
| 44 | 157 |  | N-(2-amino-5-(6-aminopyridin-3-yl)phenyl)-4-methoxybenzamide | ¹ H NMR (Acetone-d ₆) δ(ppm): 8.94 (bs, 1H), 8.03 (d, J=1.8 Hz, 1H), 7.88 (d, J=8.8 Hz, 1H), 7.47 (dd, J=8.9, 2.5 Hz, 1H), 7.36 (d, J=2.3 Hz, 1H), 7.07 (dd, J=8.2, 2.3 Hz, 1H), 6.89 (d, J=8.8 Hz, 2H), 6.77 (d, J=8.2 Hz, 1H), 6.45 (dd, J=8.4, 0.6 Hz, 1H), 5.29 (bs, 2H), 3.74 (s, 3H). MS: 334.38 (calc) 335.1 (found) | 32 |
| 44a | 157a |  | N-(4,4'-diamino-3'-fluorobiphenyl-3-yl)-4-methoxybenzamide | ¹ H NMR (CD ₃ OD) δ(ppm): 7.97 (d, J=8.6 Hz, 2H), 7.37 (d, J=1.6 Hz, 1H), 7.28 (dd, J=8.4, 2.2 Hz, 1H), 7.20-7.13 (m, 2H), 7.03 (d, J=8.6 Hz, 2H), 6.94 (d, J=8.2 Hz, 1H), 6.85 (t, J=9.0 Hz, 1H), 3.88 (s, 3H). MS: 351.38 (calc) 352.3 (MH ⁺) (found) | 32 |
| 45 | 160 |  | N-(4-amino-3'-hydroxybiphenyl-3-yl)-4-methoxybenzamide | ¹ H NMR (DMSO) δ (ppm): 9.58 (s, 1H), 9.35 (s, 1H), 7.97 (d, J=8.4 Hz, 2H), 7.43 (s, 1H), 7.23 (dd, J=8.2, 1.4 Hz, 1H), 7.16 (t, J=7.6 Hz, 1H), 7.04 (d, J=8.4 Hz, 2H), 6.95 (d, J=7.6 Hz, 1H), 6.91 (s, 1H), 6.82 (d, J=8.4 Hz, 1H), 6.62 (dt, J=8.0, 1.0 Hz, 1H), 5.05 (s, 2H), 3.84 (s, 3H). MS: 334.37 (calc) 335.2 (MH ⁺) (found) CHECK NMR | 33 |
| 45aa | 160aa |  | N-(2-amino-5-(3-hydroxyphenyl)phenyl)-4-methoxybenzamide | ¹ H NMR: (DMSO) δ (ppm): 9.59 (s, 1H), 9.31 (s, 1H), 7.96 (d, J=8.8 Hz, 2H), 7.36 (d, J=2.0 Hz, 1H), 7.18 (td, J=8.4, 2.0 Hz, 2H), 7.06-7.02 (m, 3H), 6.87 (dd, J=7.8, 0.8 Hz, 1H), 6.82-6.77 (m, 2H), 4.92 (s, 2H), 3.83 (s, 3H). MS: 334.37 (calc) 335.1 (MH ⁺) (found) CHECK NMR | 33 |

| Ex | Cpd | Structure | Name | Characterization | Sche me |
|------|-------|---|---|---|------------|
| 46 | 164 |  | N-(4-((2-amino-5-(thiophen-2-yl)phenyl)carbamoyl)phenyl)-4-methylpiperazine-1-carboxamide | ¹ H NMR: (DMSO) δ (ppm): 400 MHz, (DMSO) d (ppm): 9.57 (s, 1H), 8.80 (s, 1H), 7.89 (d, J = 8.8 Hz, 2H), 7.59 (d, J = 8.8 Hz, 2H), 7.44 (d, J = 2.2 Hz, 1H), 7.34 (dd, J = 5.1, 1.0 Hz, 1H), 7.27 (dd, J = 8.2, 2.2 Hz, 1H), 7.23 (dd, J = 3.5, 1.2 Hz, 1H), 7.03 (dd, J = 5.1, 3.5 Hz, 1H), 6.79 (d, J = 8.4 Hz, 1H), 5.12 (sb, 2H), 3.46 (t, J = 4.8 Hz, 4H), 2.33 (t, J = 4.9 Hz, 4H). MS: (calc.) 435.2; (obt.) 436.4 (MH) ⁺ . | 34 |
| 46aa | 164aa |  | N-(4-((2-amino-5-(thiophen-2-yl)phenyl)carbamoyl)phenyl)morpholine-4-carboxamide | ¹ H NMR: (DMSO) δ (ppm): 9.57 (1H,s), 8.81 (1H,s), 7.90 (2H,d,8.8 Hz), 7.60 (2H,d,9.0 Hz), 7.45 (1H,d,2.2 Hz), 7.34 (1H,dd,3.9 and 1.2 Hz), 7.27 (1H,dd,6.1 and 2.2 Hz), 7.22 (1H,dd,2.3 and 1.2 Hz), 7.03 (1H,m), 6.78 (1H,d,8.2 Hz), 5.12 (2H,s), 3.62 (4H,t,4.5 Hz), 3.45 (4H,t,5.1 Hz)MS: 422.14 (calc), 423.3 (obs). | 34 |
| 46bb | 164bb |  | 1-(4-((2-amino-5-(thiophen-2-yl)phenyl)carbamoyl)phenyl)-3-(2-(dimethylamino)ethyl)urea | ¹ H NMR: (DMSO) δ (ppm): 9.54 (1H,s), 9.10 (1H,s), [8.37 (2H,s)comes from formic salt], 7.87 (2H,d,8.6), 7.49 (2H,d,8.8 Hz), 7.44 (1H,d,2.2 Hz), 7.34 (1H,dd,3.9 and 1.2 Hz), 7.27 (1H,dd,6.1 and 2.2 Hz), 7.23 (1H,dd,2.5 and 1.0), 7.03 (1H,dd, 3.5 and 1.6), 6.79 (1H,d,8.2 Hz), 6.36 to 6.34 (1H,m), 5.11 (2H,s), 3.2 to 3.1 (2H,m), 2.33 (2H,s), 2.18 (6H,s) MS: 423.2 (calc), 424.2 (obs). | 34 |
| 46cc | 164cc |  | 2-(dimethylamino)ethyl 4-((2-amino-5-(thiophen-2-yl)phenyl)carbamoyl)phenylcarbamate | ¹ H NMR: (DMSO) δ (ppm): 9.99 (1H,s), 9.59 (1H,s), [8.28 (1H,s) comes from formic acid salt], 7.92 (2H,d,8.8), 7.57 (2H,d,9.0 Hz), 7.44 (1H,d,2.0 Hz), 7.34 (1H,dd,3.7 and 1.2 Hz), 7.27 (1H,dd,6.1 and 2.2 Hz), 7.23 (1H,dd,2.3 and 1.2), 7.03 (1H,dd, 3.3 and 1.8), 6.79 (1H,d,8.6 Hz), 4.18 (2H,t,5.7 Hz), 2.20 (6H,s) MS: 424.2 (calc), 425.2 (obs). | 34 |
| 46dd | 164dd |  | 3-(4-((2-amino-5-(thiophen-2-yl)phenyl)carbamoyl)phenyl)-1,1-dimethylurea | ¹ H NMR: (DMSO) δ (ppm): 9.56 (s, 1H); 8.56 (s, 1H); 7.88 (d, J=8.8 Hz; 2H); 7.60 (d; J=8.8 Hz; 2H); 7.44 (d; J=2.2 Hz; 1H); 7.34 (dd; J=1.2, 5.1 Hz; 1H); 7.27 (dd; J=2.2, 8.4 Hz; 1H); 7.22 (dd; J=1.2, 3.5 Hz; 1H); 7.03 (dd; J=3.5, 5.1 Hz; 1H); 6.79 (d, J=8.4 Hz; 1H); 5.12 (bs, 2H); 2.95 (s, 6H).MS: calc: 380.4; found: 381.2 (M+H) | 34 |

| Ex | Cpd | Structure | Name | Characterization | Scheme |
|------|-------|---|---|--|--------|
| 47 | 168 |  | N-(2-amino-5-(thiophen-2-yl)phenyl)-1-methyl-1H-indole-6-carboxamide | ¹ H NMR: (DMSO) δ (ppm): 9.72 (s, 1H), 8.19 (s, 1H), 7.67 (abq, J= 29.4, 7.6 Hz, 2H), 7.52 (d, J= 7.6 Hz, 2H), 7.36 (s, 1H), 7.31 (d, J= 6.5 Hz, 1H), 7.26 (s, 1H), 7.06 (s, 1H), 6.83 (d, J= 8.0 Hz, 1H), 6.52 (s, 1H), 5.16 (s, 2H), 3.90 (s, 3H). MS: 347.1 (calc), 348.1 (obs). | 35 |
| 48 | 172 |  | N-(2-amino-5-(thiophen-2-yl)phenyl)-4-(1H-tetrazol-5-yl)benzamide | ¹ H NMR: (DMSO) δ (ppm): 9.71 (s, 1H), 8.07 (d, J= 8.2 Hz, 2H), 8.00 (d, J= 8.2 Hz, 2H), 7.48 (s, 1H), 7.34 (d, J= 5.1 Hz, 1H), 7.28 (dd, J= 8.2, 2.0 Hz, 1H), 7.24 (d, J= 3.5 Hz, 1H), 7.03 (t, J= 3.7 Hz, 1H), 6.79 (d, J= 8.4 Hz, 1H), 5.17 (s, 2H). MS: 362.09 (calc), 363.1 (obs). | 36 |
| 49 | 173 |  | N-(2-amino-5-(thiophen-2-yl)phenyl)-4-cyanobenzamide | ¹ H NMR: (DMSO) δ (ppm): 9.92 (s, 1H), 8.14 (d, J= 8.4 Hz, 2H), 8.00 (d, J= 8.4 Hz, 2H), 7.44 (d, J= 2.0 Hz, 1H), 7.34 (dd, J= 5.1, 0.98 Hz, 1H), 7.30 (dd, J= 8.2, 2.2 Hz, 1H), 7.23 (d, J= 3.5 Hz, 1H), 7.03 (dd, J= 5.1, 3.5 Hz, 1H), 6.79 (d, J= 8.4 Hz, 1H), 5.24 (s, 2H). MS: 319.08 (calc), 320.1 (obs). | 36 |
| 50 | 174 |  | N-(2-amino-5-(thiophen-2-yl)phenyl)-4-(4,5-dihydro-1H-imidazol-2-yl)benzamide | ¹ H NMR: (DMSO) δ (ppm): 9.78 (s, 1H), 8.02 (d, J= 8.0 Hz, 2H), 7.92 (d, J= 8.0 Hz, 2H), 7.45 (s, 1H), 7.33 (d, J= 5.1 Hz, 1H), 7.28 (d, J= 8.2 Hz, 1H), 7.22 (d, J= 3.3 Hz, 1H), 7.03 (t, J= 3.9 Hz, 1H), 6.79 (d, J= 8.2 Hz, 1H), 5.18 (s, 2H), 3.63 (s, 4H). MS: 362.12 (calc), 363.1 (obs). | 36 |
| 51 | 181 |  | N-(2-amino-5-(thiophen-2-yl)phenyl)-3-methoxybenzamide | ¹ H NMR: (DMSO) δ (ppm): 9.96 (1H,s), 7.59 - 7.52 (3H,m), 7.46 - 7.41 (3H,m), 7.39 (1H,d,2.2 Hz), 7.33 (1H,dd,2.5 and 1.0 Hz), 7.16 (1H,dd,5.7 and 1.8 Hz), 6.98 (1H,d,8.4 Hz), 3.84 (3H,s) MS: 324.1 (calc), 325.1 (obs). | 37 |
| 51aa | 181aa |  | N-(2-amino-5-(thiophen-2-yl)phenyl)-4-nitrobenzamide | ¹ H NMR: (DMSO) δ (ppm): 10.05 (s, 1H), 8.35 (d, J= 8.6 Hz, 2H), 8.22 (d, J= 8.6 Hz, 2H), 7.46 (s, 1H), 7.36 (d, J= 4.1 Hz, 1H), 7.33 (d, J= 8.2 Hz, 1H), 7.25 (d, J= 2.5 Hz, 1H), 7.04 (t, J= 3.5 Hz, 1H), 6.83 (d, J= 8.4 Hz, 1H), (missing NH ₂). MS: 339.07 (calc), 340.1 (obs). | 37 |
| 51bb | 181bb |  | N-(2-amino-5-(thiophen-2-yl)phenyl)-3-nitrobenzamide | ¹ H NMR: (DMSO) δ (ppm): 10.14(1H,s), 8.82 (1H,s), 8.43 (2H,d,6.3 Hz), 7.82 (1H,t,7.8 Hz), 7.46 (1H,d,2.0 Hz), 7.37 - 7.33 (2H,m), 7.27 (1H,d,3.3), 7.05 (1H,dd,3.5 and 1.4 Hz), 6.85 (1H,d,8.4 Hz) MS: 339.1 (calc) 340.1 (obs). | 37 |

| Ex | Cpd | Structure | Name | Characterization | Sche me |
|------|-------|-----------|---|--|------------|
| 51cc | 181cc | | N-(2-amino-5-(thiophen-2-yl)phenyl)-3-cyanobenzamide | ¹ H NMR: (DMSO) δ (ppm): 9.97 (1H,s), 8.45 (1H,s), 8.27 (1H,d,8.0 Hz), 8.05 (1H,d,7.8 Hz), 7.74 (1H,t,8.0 Hz), 7.48 (1H,d,1.8 Hz), 7.38 - 7.3(1H,d,8.4 Hz)7.38 - 7.33 (2H,m), 7.27 (1H,d,3.52 Hz), 7.05 (1H,dd,3.5 and 1.4 Hz), 6.86 (1H,d,8.4). MS: 319.1 (calc) 320.1 (obs). | 37 |
| 51dd | 181dd | | N-(2-amino-5-(thiophen-2-yl)phenyl)-3-bromobenzamide | ¹ H NMR: (DMSO) δ (ppm): 9.90 (1H,s), 8.18 (1H,s), 7.98 (1H,d,7.4 Hz), 7.50 - 7.45 (2H,m), 7.37 - 7.32 (2H,m), 7.27 (1H,d,3.3 Hz), 7.05 (1H,dd,3.5 and 1.6 Hz), 6.85 (1H,d,8.4 Hz) MS: 371.9 (calc) 373.0 (obs). | 37 |
| 51ee | 181ee | | N-(2-amino-5-(thiophen-2-yl)phenyl)-3-(trifluoromethyl)benzamide | ¹ H NMR: (DMSO) δ (ppm): 10.00 (1H,s), 8.34 (1H,s), 8.29 (1H,d,8.0 Hz), 7.95 (1H,d,8.0 Hz), 7.76 (1H,t,7.6 Hz), 7.44 (1H,s), 7.36 - 7.31 (2H,m), 7.25 (1H,d,3.3 Hz), 7.04 (1H,t,3.7 Hz), 6.82 (1H,d,8.2 Hz) MS: 362.1 (calc) 363.1 (obs) | 37 |
| 52 | 184 | | 4-(2-amino-5-(thiophen-2-yl)phenyl)phenylcarbamoyl phenyl acetate | ¹ H NMR: (DMSO) δ (ppm): 9.73 (1H,s), 8.03 (2H,d,8.4), 7.45 (1H,s), 7.34 (1H,d,9.0 Hz), 7.30 - 7.22 (4H,m), 7.04 (1H,dd,3.5 and 1.6 Hz), 6.79 (1H,d,8.4 Hz), 5.18 (2H,s), 2.31 (3H,s) MS: 352.1 (calc), 353.1 (obs) | 37 |
| 52aa | 184aa | | N-(2-amino-5-(thiophen-2-yl)phenyl)-3-(dimethylamino)benzamide | ¹ H NMR: (DMSO) δ (ppm): 9.64 (1H,s), 7.45 (1H,s), 7.34 (1H,dd,3.9 and 1.2 Hz), 7.29 - 7.26 (4H,m), 7.24 - 7.22 (1H,m), 7.03 (1H,dd,3.7 and 1.4 Hz), 6.90 (1H,d,8.2 Hz), 6.80 (1H,d,8.2 Hz), 5.10 (2H,s), 2.96 (6H,s) MS: 337.1 (calc) 338.1 (obs). | 37 |
| 52bb | 184bb | | 3-acetamido-N-(2-amino-5-(thiophen-2-yl)phenyl)benzamide | ¹ H NMR: (DMSO) δ (ppm): 10.11 (1H,s), 9.83 (1H,s), 8.11 (1H,s), 7.79 (1H,d,6.7 Hz), 7.67 (1H,d,7.6 Hz), 7.49 (1H,s), 7.43 (1H,t,7.8 Hz), 7.38 (1H,d,4.9 Hz), 7.34 (1H,d,8.4 Hz), 7.28 (1H,d,3.3 Hz), 7.05 (1H,t,3.7 Hz), 6.89 (1H,d,8.4 Hz), 2.07 (3H,s) MS: 351.1 (calc) 352.1 (obs) | 37 |
| 53 | 190 | | N-(2-amino-5-(thiophen-2-yl)phenyl)-4-(2-(piperidin-1-yl)ethylamino)benzamide | ¹ H NMR: (DMSO) δ (ppm): 9.34 (1H,s), [8.25 (2H,s)comes from formic salt], 7.77 (2H,d,8.8), 7.44 (1H,d,2.2 Hz), 7.34 (1H,dd,4.0 and 1.2 Hz), 7.26 - 7.21 (2H,m), 7.03 (1H,dd,3.5 and 1.4), 6.78 (1H,d,8.2), 6.62 (1H,d,8.8 Hz), 6.09 (1H,m), 3.25 - 3.15(8H,m), 1.53 to 1.49 (4H,m), 1.39 (2H,m) MS: 420.2 (calc), 421.3 (obs). | 38 |

| Ex | Cpd | Structure | Name | Characterization | Scheme |
|-----|------|---|--|---|--------|
| 54 | 197 |  | N-(2-amino-5-(thiophen-2-yl)phenyl)-4-(2-morpholinoethoxy)benzamide | ¹ H NMR: (DMSO) δ (ppm): 9.67 (1H,s), 8.01 (2H,d,8.8), 7.44 (1H,d,2.0 Hz), 7.36 (1H,dd,4.1 and 1.0 Hz), 7.30 (1H,dd,6.1 and 2.2 Hz), 7.24 (1H,dd,2.5 and 1.2), 7.12 (2H,d,8.8), 7.04 (1H,dd,3.5 and 1.6 Hz), 6.82 (1H,d,8.4 Hz), 4.44 (2H,t,4.1), 3.65 to 3.15 (10H,m) MS: 423.2 (calc), 424.2 (obs). | 39 |
| 55 | 199 |  | 4-((3,4-dimethoxyphenyl)amino)methyl-N-(2-amino-5-cyanophenyl)benzamide | ¹ H NMR: (DMSO) δ (ppm): 9.56 (bs, 1H), 7.89 (d, J=8.0 Hz, 2H), 7.52 (bs, 1H), 7.45 (d, J=8.4 Hz, 2H), 6.77 (d, J=8.4 Hz, 1H), 6.63 (d, J= 8.4 Hz, 1H), 6.30 (d, J=2.4 Hz, 1H), 5.99-5.95 (m, 2H), 5.74 (bs, 1H), 4.92 (bs, 2H), 3.64 (s, 3H), 3.32 (s, 3H).MS: (calc.); 402.5 (obt.) 403.4 (MH) ⁺ . | 40 |
| 56 | 205 |  | 4-((3,4-dimethoxyphenyl)amino)methyl-N-(2-amino-4-fluoro-5-(thiophen-2-yl)phenyl)benzamide | ¹ H NMR: (DMSO) δ (ppm): 9.65 (s, 1H), 7.96 (d, J=8.0 Hz, 2H), 7.48-7.51 (m, 4H), 7.31 (d, J=4.0 Hz, 1H), 7.11 (d, J=4.0 Hz, 1H), 6.80 (d, J=8.8 Hz, 1H), 6.50 (d, J=13.6 Hz, 1H), 6.35 (d, J=2.8 Hz, 1H), 6.03-6.01 (m, 2H), 5.50 (bs, 2H), 4.34 (d, J=6.0 Hz, 2H), 3.70 (s, 3H), 3.62 (s, 3H).MS: (calc.) 477.6; (obt.) 478.4 (MH) ⁺ . | 41 |
| 57a | 209a |  | N-(5-(1-methyl-1H-imidazol-2-ylthio)-2-amino-4-fluorophenyl)-4-((3,4-dimethoxyphenyl)amino)methylbenzamide | ¹ H NMR: (DMSO) δ (ppm): 9.5 (s, 1H), 7.86 (d, J=8.4 Hz, 2H), 7.43 (d, J=8.4 Hz, 2H), 7.2 (s, 1H), 7.10 (d, J=8.4 Hz, 1H), 6.90 (s, 1H), 6.6 (d, J=8.8 Hz, 1H), 6.56 (d, J=11.6 Hz, 1H), 6.29 (d, J=2.4 Hz, 1H), 5.95 (dd, J=2.4, 8.8 Hz, 2H), 5.52 (bs, 2H), 4.28 (bs, 2H), 3.64 (s, 6H), 3.57 (s, 3H).MS: (calc.) 507.6; (obt.) 508.4 (MH) ⁺ . | 42 |
| 57b | 209b |  | 4-((3,4-dimethoxyphenyl)amino)methyl-N-(5-(4-(1H-imidazol-1-yl)phenoxy)-2-amino-4-fluorophenyl)benzamide | ¹ H NMR: (DMSO) δ (ppm): 7.87 (d, J=8.4 Hz, 2H), 7.75 (bs, 1H), 7.60 (d, J=8.0 Hz, 2H), 7.44 (d, J=8.4 Hz, 2H), 7.26 (bs, 1H), 7.14 (d, J=8.0 Hz, 1H), 7.03 (d, J=8.0 Hz, 2H), 6.723 (d, J=13.2 Hz, 1H), 6.62 (d, J=8.4 Hz, 1H), 6.29 (d, J=2.4 Hz, 1H), 5.96 (dd, J=2.4, 8.8 Hz, 2H), 4.28 (bs, 2H), 3.64 (s, 3H), 3.57 (s, 3H) MS: (calc.) 553.6; (obt.) 554.5 (MH) ⁺ . | 42 |
| 58 | 213 |  | 4-acetamido-N-(2-amino-4-fluoro-5-(1H-pyrroli-1-yl)phenyl)benzamide | ¹ H NMR: (DMSO) δ (ppm): 10.11 (s, 1H), 9.48 (s, 1H), 7.83 (d, J=8.4 Hz, 2H), 7.56 (d, J=8.8 Hz, 2H), 7.20 (d, J=8.4 Hz, 1H), 6.86 (dd, J=2.0, 4.0 Hz, 2H), 6.62 (d, J=12.8Hz, 1H), 6.10 (2H, dd, J=2.0, 4.0 Hz, 2H), 5.28 (bs, 2H), 2.09 (s, 3H). MS: (calc.) 352.36; (obt.) 353.2 (MH) ⁺ . | 42 |

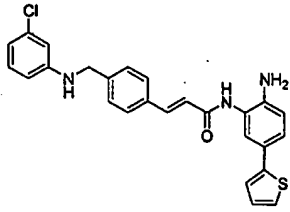
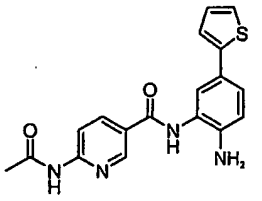
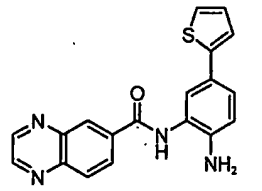
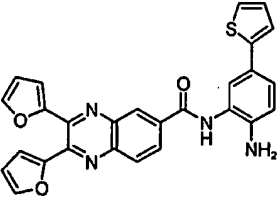
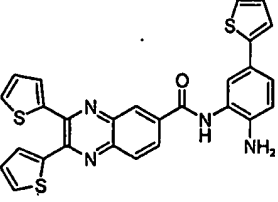
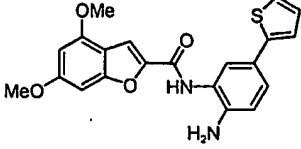
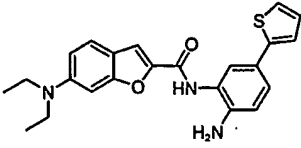
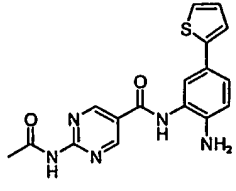
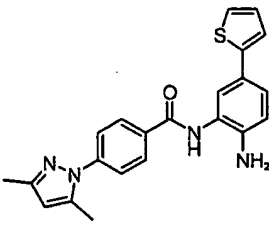
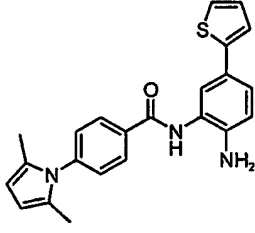
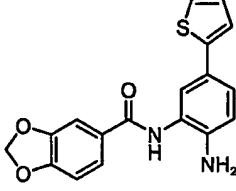
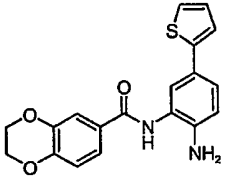
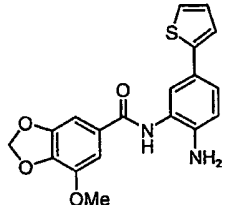
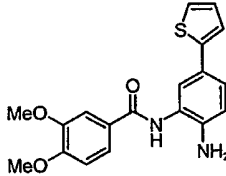
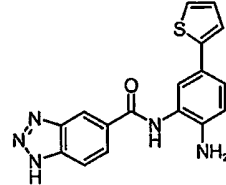
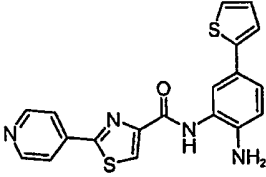
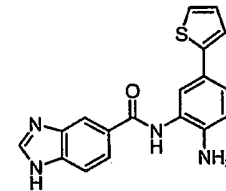
| Ex | Cpd | Structure | Name | Characterization | Sche me |
|----|-----|---|---|--|------------|
| 63 | 232 |  | (E)-3-(4-((3-Chlorophenylamino)methyl)phenyl)-N-(2-amino-5-(thiophen-2-yl)phenyl)acrylamide | ¹ H NMR: (DMSO) δ (ppm): 9.42 (bs, 1H), 7.66-7.32 (m, 7H), 7.22-7.14 (m, 2H), 7.10-7.00 (m, 2H), 6.87-6.74 (m, 1H), 6.62-6.50 (m, 4H), 5.19 (bs, 1H), 4.29 (d, J=5.6 Hz, 2H), MS: (calc.) 459.2; (obt.) 460.3 (MH) ⁺ . | 46 |

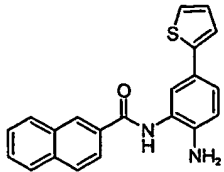
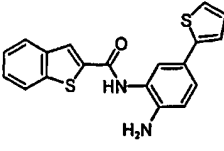
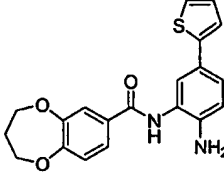
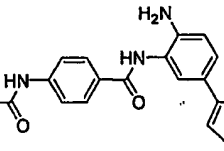
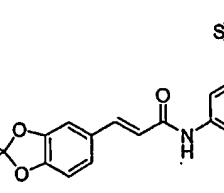
Table 1a (cont.)

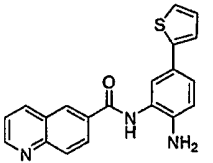
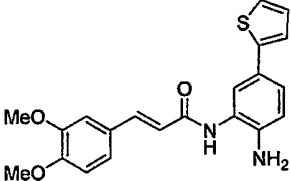
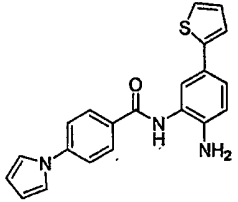
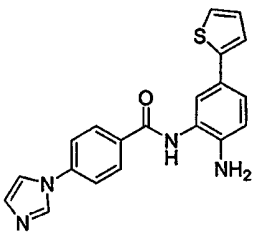
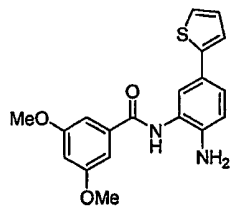
| Ex | Cpd | Structure | Name | Characterization | Sche me |
|-----|------|---|--|---|------------|
| 64 | 235 |  | 6-Acetamido-N-(2-amino-5-(thiophen-2-yl)phenyl)pyridine-3-carboxamide | ¹ H NMR: (DMSO) δ (ppm): 10.79 (br s, 1H), 9.75 (br s, 1H), 8.90 (s, 1H), 8.31 (d, J=9.4 Hz, 1H), 8.15 (d, J=8.5 Hz, 1H), 7.42 (s, 1H), 7.33 (m, 1H), 7.28 (d, J=8.5 Hz, 1H), 7.22 (s, 1H), 7.02 (m, 1H), 6.78 (d, J=8.0 Hz, 1H), 5.20 (br s, 2H), 2.13 (s, 3H). MS: (calc.) 352.1; (obt.) 353.2 (MH) ⁺ . | 47 |
| 65a | 238a |  | N-(2-amino-5-(thiophen-2-yl)phenyl)quinoxaline-6-carboxamide | ¹ H NMR: (DMSO) δ (ppm): 10.09 (br s, 1H), 9.04 (dd, J=6.7, 1.8 Hz, 2H), 8.79 (d, J=1.8 Hz, 1H), 8.37 (dd, J=8.9, 2.0 Hz, 1H), 8.20 (d, J=8.6 Hz, 1H), 7.51 (d, J=2.2 Hz, 1H), 7.34 (dd, J=4.9; 1.0 Hz, 1H), 7.30 (dd, J=2.1, 8.1 Hz, 1H), 7.24 (dd, J=3.5, 1.2 Hz, 1H), 7.04 (dd, J=4.9, 3.5 Hz, 1H), 6.81 (d, J=8.2 Hz, 1H), 5.28 (br s, 2H). MS: (calc.) 346.1 (obt.) 347.1 (MH) ⁺ . | 48 |
| 65b | 238b |  | N-(2-amino-5-(thiophen-2-yl)phenyl)-2,3-di(furan-2-yl)quinoxaline-6-carboxamide | ¹ H NMR: (CD ₃ OD) δ (ppm): 8.56 (s, 1H), 8.21 (d, J=8.6 Hz, 1H), 8.03 (d, J=8.8 Hz, 1H), 7.63 (s, 2H), 7.45 (d, J=1.7 Hz, 1H), 7.27 (d, J=8.4 Hz, 1H), 7.13 - 7.12 (m, 2H), 6.90 (t, J=4.1 Hz, 1H), 6.83 (d, J=8.4 Hz, 1H), 6.69 (t, J=3.9 Hz, 2H), 6.55 - 6.56 (m, 2H). MS: (calc.) 478.1; (obt.) 479.1 (MH) ⁺ . | 48 |
| 65c | 238c |  | N-(2-amino-5-(thiophen-2-yl)phenyl)-2,3-di(thiophen-2-yl)quinoxaline-6-carboxamide | ¹ H NMR: (DMSO) δ (ppm): 10.09 (s, 1H), 8.75 (d, J=1.8 Hz, 1H), 8.32 (dd, J=8.6, 2.0 Hz, 1H), 8.12 (d, J=8.6 Hz, 1H), 7.84 - 7.82 (m, 2H), 7.52 (d, J=2.0 Hz, 1H), 7.35 - 7.24 (m, 5H), 7.14 - 7.11 (m, 2H), 7.03 (dd, J=5.0, 3.5 Hz, 1H), 6.81 (d, J=8.4 Hz, 1H), 5.29 (s, 2H). MS: (calc.) 510.1; (obt.) 511.1 (MH) ⁺ . | 48 |

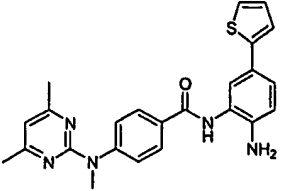
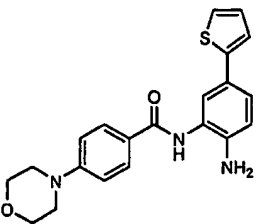
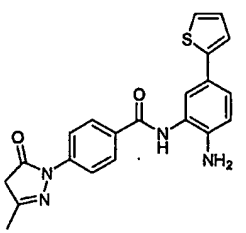
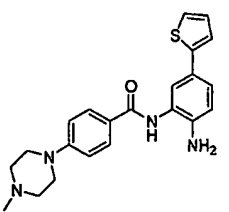
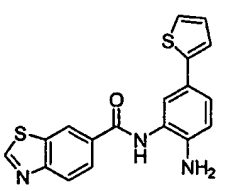
| Ex | Cpd | Structure | Name | Characterization | Scheme |
|-----|------|-----------|---|--|--------|
| 66 | 242 | | N-(2-amino-5-(thiophen-2-yl)phenyl)-4-(morpholino methyl)benzamide | ¹ H NMR: (CDCl ₃) δ (ppm): 8.61 - 8.59 (m, 1H), 8.02 (br s, 1H), 7.86 (d, J=8.0 Hz, 2H), 7.53 (br s, 1H), 7.44 (d, J=8.0 Hz, 2H), 7.33 (dd, J=8.2, 2.2 Hz, 1H), 7.30 - 7.26 (m, 1H), 7.17 (dd, J=5.1, 1.2 Hz, 1H), 7.15 - 7.14 (m, 1H), 7.01 (dd, J=5.1, 3.5 Hz, 1H), 6.82 (d, J=8.2 Hz, 1H), 3.73 (t, J=4.7 Hz, 4H), 3.57 (s, 2H), 2.47 (t, J=4.3 Hz, 4H). MS: (calc.) 393.2; (obt.) 394.2 (MH) ⁺ . | 49 |
| 67a | 245a | | N-(2-amino-5-(thiophen-2-yl)phenyl)-5-bromobenzofuran-2-carboxamide | ¹ H NMR: (DMSO) δ (ppm): 10.01 (s, 1H), 8.05 (d, J=1.6 Hz, 1H), 7.69 - 7.67 (m, 2H), 7.61 (dd, J=8.8, 2.0 Hz, 1H), 7.44 (d, J=2.2 Hz, 1H), 7.34 (dd, J=5.1, 1.2 Hz, 1H), 7.30 (dd, J=8.4, 2.2 Hz, 1H), 7.23 (dd, J=3.6, 1.2 Hz, 1H), 7.02 (dd, J=4.9, 3.6 Hz, 1H), 6.79 (d, J=8.4 Hz, 1H), 5.24 (s, 2H). MS: (calc.) 413.0 (d); (obt.) 414.0 (d) (MH) ⁺ . | 50 |
| 67b | 245b | | N-(2-amino-5-(thiophen-2-yl)phenyl)-5,6-dimethoxybenzofuran-2-carboxamide | ¹ H NMR: (DMSO) δ (ppm): 9.77 (s, 1H), 7.64 (s, 1H), 7.51 (d, J=2.1 Hz, 1H), 7.37 (dd, J=5.1, 1.2 Hz, 1H), 7.33 (d, J=2.2 Hz, 1H), 7.31 - 7.30 (m, 2H), 7.26 (dd, J=3.7, 1.2 Hz, 1H), 7.06 (dd, J=5.1, 3.5 Hz, 1H), 6.83 (d, J=8.5 Hz, 1H), 5.22 (s, 2H), 3.88 (s, 3H), 3.85 (s, 3H). MS: (calc.) 394.1; (obt.) 395.1 (MH) ⁺ . | 50 |
| 67c | 245c | | N-(2-amino-5-(thiophen-2-yl)phenyl)-5-fluorobenzofuran-2-carboxamide | ¹ H NMR: (DMSO) δ (ppm): 9.98 (s, 1H), 7.75 - 7.71 (m, 2H), 7.63 (dd, J=9.0, 2.8 Hz, 1H), 7.44 (d, J=2.0 Hz, 1H), 7.36 - 7.29 (m, 3H), 7.23 (dd, J=3.5, 1.1 Hz, 1H), 7.03 (dd, J=5.1, 3.7 Hz, 1H), 6.79 (d, J=8.4 Hz, 1H), 5.24 (s, 2H). MS: (calc.) 352.1; (obt.) 353.1 (MH) ⁺ . | 50 |
| 67d | 245d | | N-(2-amino-5-(thiophen-2-yl)phenyl)-4,6-dichlorobenzofuran-2-carboxamide | ¹ H NMR: (DMSO) δ (ppm): 10.04 (s, 1H), 7.95 (dd, J=1.6, 1.0 Hz, 1H), 7.85 (s, 1H), 7.63 (d, J=1.6 Hz, 1H), 7.43 (d, J=2.2 Hz, 1H), 7.34 (dd, J=5.1, 1.2 Hz, 1H), 7.30 (dd, J=8.4, 2.3 Hz, 1H), 7.23 (dd, J=3.5, 1.2 Hz, 1H), 7.03 (dd, J=5.1, 3.5 Hz, 1H), 6.78 (d, J=8.3 Hz, 1H), 5.28 (s, 2H). MS: (calc.) 403.0 (d); (obt.) 404.0 (d) (MH) ⁺ . | 50 |

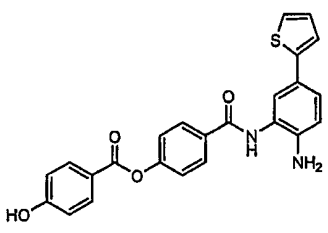
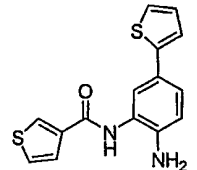
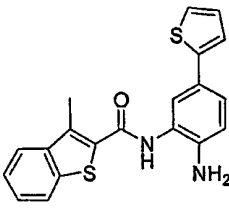
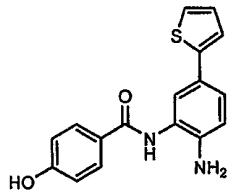
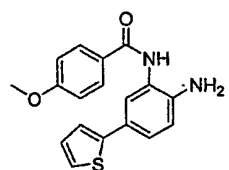
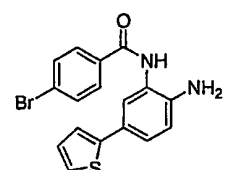
| Ex | Cpd | Structure | Name | Characterization | Sche me |
|-----|------|---|---|---|------------|
| 67e | 245e |  | N-(2-amino-5-(thiophen-2-yl)phenyl)-4,6-dimethoxybenzofuran-2-carboxamide | ¹ H NMR: (DMSO) δ (ppm): 9.68 (s, 1H), 7.64 (s, 1H), 7.46 (d, J=2.0 Hz, 1H), 7.32 (d, J=1.0 Hz, 1H), 7.27 (dd, J=8.2, 2.1 Hz, 1H), 7.22 (dd, J=3.5, 1.0 Hz, 1H), 7.02 (dd, J=4.9, 3.5 Hz, 1H), 6.84 (s, 1H), 6.78 (d, J=8.4 Hz, 1H), 6.47 (d, J=1.7 Hz, 1H), 5.20 (s, 2H), 3.90 (s, 3H), 3.83 (s, 3H). MS: (calc.) 394.1; (obt.) 395.1 (MH) ⁺ . | 50 |
| 67f | 245f |  | N-(2-amino-5-(thiophen-2-yl)phenyl)-6-(diethylamino)benzofuran-2-carboxamide | ¹ H NMR: (DMSO) δ (ppm): 9.60 (s, 1H), 7.51 - 7.49 (m, 3H), 7.33 (dd, J=5.1, 1.2 Hz, 1H), 7.27 (dd, J=8.2, 2.1 Hz, 1H), 7.22 (dd, J=3.5, 1.2 Hz, 1H), 7.02 (dd, J=5.0, 3.5 Hz, 1H), 6.80 - 6.76 (m, 3H), 5.17 (s, 2H), 3.40 (q, J=6.8 Hz, 4H), 1.13 (t, J=7.0 Hz, 6H). MS: (calc.) 405.1; (obt.) 406.1 (MH) ⁺ . | 50 |
| 68 | 250 |  | 2-acetamido-N-(2-amino-5-(thiophen-2-yl)phenyl)pyrimidine-5-carboxamide | ¹ H NMR: (DMSO) δ (ppm): 10.90 (s, 1H), 9.87 (s, 1H), 9.16 (s, 2H), 7.47 (d, J=2.2 Hz, 1H), 7.36 (dd, J=5.1, 1.2 Hz, 1H), 7.32 (dd, J=8.4, 2.2 Hz, 1H), 7.25 (dd, J=3.5, 1.1 Hz, 1H), 7.05 (dd, J=5.1, 3.7 Hz, 1H), 6.81 (d, J=8.4 Hz, 1H), 5.33 (br s, 2H), 2.26 (s, 3H). MS: (calc.) 353.1; (obt.) 354.1 (MH) ⁺ . | 51 |
| 69a | 253a |  | N-(2-amino-5-(thiophen-2-yl)phenyl)-4-(3,5-dimethyl-1H-pyrazol-1-yl)benzamide | ¹ H NMR: (DMSO) δ (ppm): 9.81 (s, 1H), 8.09 (d, J=8.4 Hz, 2H), 7.64 (d, J=8.6 Hz, 2H), 7.46 (d, J=2.0 Hz, 1H), 7.33 (dd, J=5.1, 1.2 Hz, 1H), 7.28 (dd, J=8.2, 2.2 Hz, 1H), 7.23 (dd, J=3.5, 1.0 Hz, 1H), 7.03 (dd, J=5.1, 3.5 Hz, 1H), 6.80 (d, J=8.3 Hz, 1H), 6.12 (s, 1H), 5.19 (s, 2H), 2.38 (s, 3H), 2.20 (s, 3H). MS: (calc.) 388.1; (obt.) 389.1 (MH) ⁺ . | 52 |
| 69b | 253b |  | N-(2-amino-5-(thiophen-2-yl)phenyl)-4-(2,5-dimethyl-1H-pyrrol-1-yl)benzamide | ¹ H NMR: (DMSO) δ (ppm): 9.85 (s, 1H), 8.14 (d, J=8.4 Hz, 2H), 7.49 (d, J=2.0 Hz, 1H), 7.44 (d, J=8.4 Hz, 2H), 7.37 (dd, J=5.1, 1.2 Hz, 1H), 7.32 (dd, J=8.5, 2.4 Hz, 1H), 7.26 (dd, J=3.6, 1.0 Hz, 1H), 7.07 (dd, J=5.1, 3.5 Hz, 1H), 6.83 (d, J=8.4 Hz, 1H), 5.86 (s, 2H), 5.24 (s, 2H), 2.05 (s, 6H). MS: (calc.) 387.1; (obt.) 388.1 (MH) ⁺ . | 52 |
| 70a | 256a |  | N-(2-amino-5-(thiophen-2-yl)phenyl)benzo[d][1,3]dioxole-5-carboxamide | ¹ H NMR: (DMSO) δ (ppm): 9.59 (s, 1H), 7.60 (dd, J=8.0, 1.6 Hz, 1H), 7.55 (d, J=1.6 Hz, 1H), 7.43 (d, J=2.2 Hz, 1H), 7.35 (dd, J=4.9, 0.6 Hz, 1H), 7.29 (dd, J=8.2, 2.2 Hz, 1H), 7.24 (dd, J=3.7, 1.0 Hz, 1H), 7.06 - 7.04 (m, 2H), 6.79 (d, J=8.2 Hz, 1H), 6.13 (s, 2H), 5.15 (br s, 2H). MS: (calc.) 338.1; (obt.) 339.1 (MH) ⁺ . | 53 |

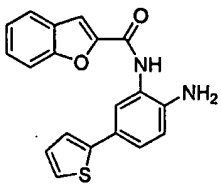
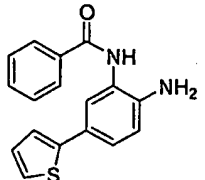
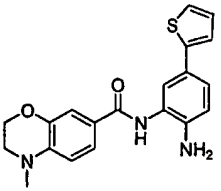
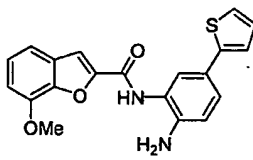
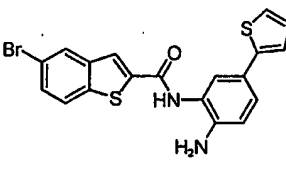
| Ex | Cpd | Structure | Name | Characterization | Sche me |
|-----|------|---|--|--|------------|
| 70b | 256b |  | N-(2-amino-5-(thiophen-2-yl)phenyl)-2,3-dihydrobenzofuran-6-carboxamide | ¹ H NMR: (DMSO) δ (ppm): 9.57 (s, 1H), 7.54 (d, J=2.1 Hz, 1H), 7.51 (dd, J=8.4, 2.1 Hz, 1H), 7.42 (d, J=2.1 Hz, 1H), 7.33 (dd, J=5.1, 1.2 Hz, 1H), 7.26 (dd, J=8.4, 2.3 Hz, 1H), 7.22 (dd, J=3.5, 1.2 Hz, 1H), 7.02 (dd, J=5.1, 3.5 Hz, 1H), 6.95 (d, J=8.2 Hz, 1H), 6.79 (d, J=8.4 Hz, 1H), 5.11 (s, 2H), 4.31 - 4.28 (m, 4H). MS: (calc.) 352.1; (obt.) 353.1 (MH) ⁺ . | 53 |
| 70c | 256c |  | N-(2-amino-5-(thiophen-2-yl)phenyl)-7-methoxybenzofuran-5-carboxamide | ¹ H NMR: (DMSO) δ (ppm): 9.60 (s, 1H), 7.41 (d, J=2.2 Hz, 1H), 7.36 (d, J=1.4 Hz, 1H), 7.34 (dd, J=5.2, 1.2 Hz, 1H), 7.30 - 7.26 (m, 2H), 7.23 (dd, J=3.6, 1.2 Hz, 1H), 7.04 (dd, J=4.9, 3.5 Hz, 1H), 6.79 (d, J=8.4 Hz, 1H), 6.10 (s, 2H), 5.14 (br s, 2H), 3.91 (s, 3H). MS: (calc.) 368.1; (obt.) 369.1 (MH) ⁺ . | 53 |
| 71a | 258a |  | N-(2-amino-5-(thiophen-2-yl)phenyl)-3,4-dimethoxybenzamide | ¹ H NMR: (DMSO) δ (ppm): 9.64 (s, 1H), 7.63 (dd, J=8.2, 2.0 Hz, 1H), 7.57 (d, J=2.2 Hz, 1H), 7.42 (d, J=2.2 Hz, 1H), 7.33 (dd, J=5.1, 1.2 Hz, 1H), 7.28 (dd, J=8.3, 2.3 Hz, 1H), 7.23 (dd, J=3.5, 1.2 Hz, 1H), 7.05 (d, J=8.6 Hz, 1H), 7.02 (dd, J=5.1, 3.6 Hz, 1H), 6.79 (d, J=8.3 Hz, 1H), 5.12 (br s, 2H), 3.83 (s, 3H), 3.82 (s, 3H). MS: (calc.) 354.1; (obt.) 355.1 (MH) ⁺ . | 54 |
| 71b | 258b |  | N-(2-amino-5-(thiophen-2-yl)phenyl)-1H-benzotriazole-5-carboxamide | ¹ H NMR: (DMSO) δ (ppm): 9.90 (s, 1H), 8.66 (s, 1H), 8.05 (d, J=9.8 Hz, 1H), 7.96 (d, J=8.6 Hz, 1H), 7.49 (d, J=2.0 Hz, 1H), 7.33 (dd, J=5.1, 1.2 Hz, 1H), 7.30 (dd, J=8.2, 2.2 Hz, 1H), 7.23 (dd, J=3.5, 1.1 Hz, 1H), 7.03 (dd, J=5.0, 3.7 Hz, 1H), 6.81 (d, J=8.4 Hz, 1H), 5.23 (br s, 2H). MS: (calc.) 335.1; (obt.) 336.0 (MH) ⁺ . | 54 |
| 71c | 258c |  | N-(2-amino-5-(thiophen-2-yl)phenyl)-2-(pyridin-4-yl)thiazole-4-carboxamide | ¹ H NMR: (DMSO) δ (ppm): 9.94 (s, 1H), 8.78 (m, 3H), 8.11 (dd, J=4.3, 1.6 Hz, 2H), 7.64 (d, J=2.2 Hz, 1H), 7.38 (dd, J=5.1, 1.0 Hz, 1H), 7.33 (dd, J=8.2, 2.1 Hz, 1H), 7.28 (dd, J=3.7, 1.2 Hz, 1H), 7.07 (dd, J=5.1, 3.7 Hz, 1H), 6.86 (d, J=8.4 Hz, 1H), 5.23 (s, 2H). MS: (calc.) 378.0; (obt.) 379.0 (MH) ⁺ . | 54 |
| 71d | 258d |  | N-(2-amino-5-(thiophen-2-yl)phenyl)-1H-benzimidazole-5-carboxamide | ¹ H NMR: (DMSO) δ (ppm): 9.72 (s, 1H), 8.34 (s, 2H), 7.87 - 7.85 (m, 2H), 7.48 (d, J=1.8 Hz, 1H), 7.34 (dd, J=5.1, 1.0 Hz, 1H), 7.28 (dd, J=8.1, 5.2 Hz, 1H), 7.23 (dd, J=3.5, 1.2 Hz, 1H), 7.03 (dd, J=5.1, 3.6 Hz, 1H), 6.80 (d, J=8.4 Hz, 1H), 5.15 (s, 2H). MS: (calc.) 334.1; (obt.) 335.0 (MH) ⁺ . | 54 |

| Ex | Cpd | Structure | Name | Characterization | Sche me |
|------|-------|---|---|--|------------|
| 71e | 258e |  | N-(2-amino-5-(thiophen-2-yl)phenyl)-2-naphthamide | ¹ H NMR: (DMSO) δ (ppm): 9.90 (s, 1H), 8.62 (s, 1H), 8.07 - 7.98 (m, 4H), 7.63 - 7.60 (m, 2H), 7.51 (d, J=2.1 Hz, 1H), 7.34 (dd, J=5.1, 1.2 Hz, 1H), 7.30 (dd, J=8.4, 2.2 Hz, 1H), 7.24 (dd, J=3.5, 1.2 Hz, 1H), 7.04 (dd, J=5.1, 3.7 Hz, 1H), 6.81 (d, J=8.4 Hz, 1H), 5.21 (s, 2H). MS: (calc.) 344.1; (obt.) 345.1 (MH) ⁺ . | 54 |
| 71f | 258f |  | N-(2-amino-5-(thiophen-2-yl)phenyl)benzo[b]thiophene-2-carboxamide | ¹ H NMR: (DMSO) δ (ppm): 9.99 (s, 1H), 8.32 (s, 1H), 8.03 (dd, J=8.4, 2.0 Hz, 1H), 7.97 (dd, J=6.6, 2.7 Hz, 1H), 7.49 - 7.43 (m, 3H), 7.33 (dd, J=5.0, 1.1 Hz, 1H), 7.30 (dd, J=8.2, 2.2 Hz, 1H), 7.24 (dd, J=3.6, 1.0 Hz, 1H), 7.03 (dd, J=5.2, 3.7 Hz, 1H), 6.80 (d, J=8.4 Hz, 1H), 5.24 (s, 2H). MS: (calc.) 350.0; (obt.) 351.0 (MH) ⁺ . | 54 |
| 71g | 258g |  | N-(2-amino-5-(thiophen-2-yl)phenyl)-3,4-dihydro-2H-benzo[b][1,4]dioxepine-7-carboxamide | ¹ H NMR: (DMSO) δ (ppm): 9.61 (s, 1H), 7.63 (d, J=2.2 Hz, 1H), 7.59 (dd, J=8.4, 2.2 Hz, 1H), 7.41 (d, J=2.0 Hz, 1H), 7.33 (d, J=5.1 Hz, 1H), 7.27 (dd, J=8.2, 2.2 Hz, 1H), 7.22 (dd, J=3.5, 1.0 Hz, 1H), 7.06 - 7.01 (m, 2H), 6.78 (d, J=8.4 Hz, 1H), 5.12 (br s, 2H), 4.22 - 4.17 (m, 4H), 2.16 (quintet, J=5.5 Hz, 2H). MS: (calc.) 366.1; (obt.) 367.1 (MH) ⁺ . | 54 |
| 71aa | 258aa |  | 4-acetamido-N-(2-amino-5-(thiophen-2-yl)phenyl)benzamide | ¹ H NMR: (DMSO) δ (ppm): 10.19 (s, 1H), 9.61 (s, 1H), 7.94 (d, J = 8.6 Hz, 2H), 7.68 (d, J = 8.6 Hz, 2H), 7.44 (d, J = 2.2 Hz, 1H), 7.34 (dd, J = 5.1, 1.2 Hz, 1H), 7.27 (dd, J = 8.2, 2.2 Hz, 1H), 7.23 (dd, J = 3.7, 1.2 Hz, 1H), 7.03 (dd, J = 5.1, 4.1 Hz, 1H), 6.79 (d, J = 8.4 Hz, 1H), 5.13 (s, 2H), 2.09 (s, 3H). MS: (calc.) 351.1; (obt.) 352.3 (MH) ⁺ . | 54 |
| 71bb | 258bb |  | (E)-N-(2-amino-5-(thiophen-2-yl)phenyl)-3-(2,2-difluorobenzof[d][1,3]dioxol-5-yl)acrylamide | ¹ H NMR: (DMSO) δ (ppm): 9.46 (s, 1H), 7.68 (s, 1H), 7.65 (d, J = 2.2 Hz, 1H), 7.57 (d, J = 7.8 Hz, 1H), 7.48 (s, 2H), 7.34 (dd, J = 5.2, 1.0 Hz, 1H), 7.23 (dd, J = 8.4, 2.2 Hz, 1H), 7.20 (dd, J = 3.6, 1.2 Hz, 1H), 7.03 (dd, J = 5.1, 3.7 Hz, 1H), 6.85 (d, J = 15.7 Hz, 1H), 6.76 (d, J = 8.4 Hz, 1H), 5.20 (s, 2H). MS: 400.07 (calc), 401.1 (obs). | 54 |

| Ex | Cpd | Structure | Name | Characterization | Sche me |
|------|-------|---|---|--|------------|
| 71cc | 258cc |  | N-(2-amino-5-(thiophen-2-yl)phenyl)quinoline-6-carboxamide | ¹ H NMR: (DMSO) δ (ppm): 9.97 (s, 1H), 8.99 (dd, J = 4.1, 1.6 Hz, 1H), 8.68 (d, J = 1.8 Hz, 1H), 8.50 (d, J = 8.2 Hz, 1H), 8.29 (dd, J = 8.8, 2.0, 1H), 8.10 (d, J = 8.8 Hz, 1H), 7.62 (dd, J = 8.2, 4.3 Hz, 1H), 7.50 (d, J = 2.2 Hz, 1H), 7.34 (dd, J = 4.9, 0.98 Hz, 1H), 7.30 (dd, J = 8.2, 2.2 Hz, 1H), 7.24 (dd, J = 3.5, 1.2 Hz, 1H), 7.04 (dd, J = 5.1, 3.5 Hz, 1H), 6.82 (d, J = 8.2 Hz, 1H), 5.24 (s, 2H) MS: 345.09 (calc), 346.0 (obs). | 54 |
| 71dd | 258dd |  | (E)-N-(2-amino-5-(thiophen-2-yl)phenyl)-3-(3,4-dimethoxyphenyl)acrylamide | ¹ H NMR: (DMSO) δ (ppm): 9.33 (s, 1H), 7.68 (d, J = 1.6 Hz, 1H), 7.49 (d, J = 15.5 Hz, 1H), 7.33 (dd, J = 5.1, 0.98 Hz, 1H), 7.22 (d, J = 2.2 Hz, 1H), 7.20 (d, J = 0.98 Hz, 2H), 7.19 (d, J = 1.2 Hz, 1H), 7.16 (d, J = 8.2 Hz, 1H), 7.02 (dd, J = 5.1, 3.7 Hz, 1H), 7.00 (d, J = 8.4 Hz, 1H), 6.76 (t, J = 8.6 Hz, 1H), 5.19 (s, 2H), 3.81 (s, 3H), 3.79 (s, 3H). MS: 380.12 (calc), 381.1 (obs). | 54 |
| 71ee | 258ee |  | N-(2-amino-5-(thiophen-2-yl)phenyl)-4-(1H-pyrrol-1-yl)benzamide | ¹ H NMR: (DMSO) δ (ppm): 9.73 (s, 1H), 8.07 (d, J = 8.4 Hz, 2H), 7.73 (d, J = 8.4 Hz, 2H), 7.51 (d, J = 1.8 Hz, 2H), 7.44 (s, 1H), 7.33 (d, J = 5.1 Hz, 1H), 7.28 (dd, J = 8.2, 1.6 Hz, 1H), 7.23 (d, J = 3.5 Hz, 1H), 7.03 (t, J = 4.1 Hz, 1H), 6.79 (d, J = 8.4 Hz, 1H), 6.30 (s, 2H), 5.16 (s, 2H). MS: 359.11 (calc), 360.1 (obs). | 54 |
| 71ff | 258ff |  | N-(2-amino-5-(thiophen-2-yl)phenyl)-4-(1H-imidazol-1-yl)benzamide | ¹ H NMR: (DMSO) δ (ppm): 9.79 (s, 1H), 8.40 (s, 1H), 8.12 (d, J = 8.4 Hz, 2H), 7.88 (s, 1H), 7.82 (d, J = 8.6 Hz, 2H), 7.45 (d, J = 1.8 Hz, 1H), 7.33 (dd, J = 4.9, 0.78 Hz, 1H), 7.29 (dd, J = 8.2, 2.2 Hz, 1H), 7.23 (d, J = 3.5 Hz, 1H), 7.13 (s, 1H), 7.04 to 7.02 (m, 1H), 6.79 (d, J = 8.4 Hz, 1H), 5.19 (s, 2H). MS: 360.1 (calc), 361.1 (obs). | 54 |
| 71gg | 258gg |  | N-(2-amino-5-(thiophen-2-yl)phenyl)-3,5-dimethoxybenzamide | ¹ H NMR: (DMSO) δ (ppm): 9.68 (s, 1H), 7.40 (d, J = 2.0 Hz, 1H), 7.32 (dd, J = 5.1, 1.2 Hz, 1H), 7.27 (dd, J = 8.2, 2.2 Hz, 1H), 7.21 (dd, J = 3.5, 1.2 Hz, 1H), 7.13 (d, 2.2 Hz, 2H), 7.01 (dd, J = 5.1, 3.5 Hz, 1H), 6.78 (d, J = 8.2 Hz, 1H), 6.66 (t, J = 2.2 Hz, 1H), 5.11 (s, 2H), 3.79 (s, 6H). MS: 354.1 (calc), 355.1 (obs). | 54 |

| Ex | Cpd | Structure | Name | Characterization | Sche me |
|------|-------|---|--|---|------------|
| 71hh | 258hh |  | N-(2-amino-5-(thiophen-2-yl)phenyl)-4-((4,6-dimethylpyrimidin-2-yl)(methyl)amino)benzamide | ¹ H NMR: (DMSO) δ (ppm): 9.72 (1H,s), 7.97 (2H,d,8.6 Hz), 7.50 to 7.46 (3H,m), 7.34 (1H,dd,3.9 and 1.2 Hz), 7.28 (1H,dd,6.1 and 2.3 Hz), 7.23 (1H,dd,2.3 and 1.2 Hz), 7.04 (1H,dd,3.5 and 1.4 Hz), 6.79 (1H,d,8.4 Hz), 6.59 (1H,s), 5.18 (2H,s), 3.52 (3H,s), 2.25 (6H,s) MS: 429.2 (calc), 430.2 (obs). | 54 |
| 71ii | 258ii |  | N-(2-amino-5-(thiophen-2-yl)phenyl)-4-morpholinobenzamide | ¹ H NMR: (DMSO) δ (ppm): 9.49 (1H,s), 7.88 (2H,d,8.6 Hz), 7.43 (1H,s), 7.35 (1H,d,8.0 Hz), 7.26 to 7.21 (2H,m), 7.04 to 6.99 (3H,m), 6.78 (1H,d,8.4), 5.1 (2H,s), 3.74 to 3.73 (4H,m), 3.29 to 3.23 (4H,m) MS: 379.1 (calc), 380.1 (obs). | 54 |
| 71jj | 258jj |  | N-(2-amino-5-(thiophen-2-yl)phenyl)-4-(3-methyl-5-oxo-4,5-dihydropyrazol-1-yl)benzamide | ¹ H NMR: (DMSO) δ (ppm): 9.70 (1H,s), 8.03 (2H,d,8.8 Hz), 7.93 (1H,d,8.8), 7.70 - 7.62 (1H,m), 7.46 (1H,d,2.2 Hz), 7.34 (1H,dd,4.1 and 1.0 Hz), 7.28 (1H,dd,6.1 and 2.2 Hz), 7.24 (1H,dd,2.5 and 1.0), 7.03 (1H,dd, 3.5 and 1.6), 6.80 (1H,d,8.4 Hz), 5.14 (1H,s), 4.19 (2H,m), 2.12 (3H,s) MS: 390.1 (calc), 391.2 (obs). | 54 |
| 71kk | 258kk |  | N-(2-amino-5-(thiophen-2-yl)phenyl)-4-(4-methylpiperazin-1-yl)benzamide | ¹ H NMR: (DMSO) δ (ppm): 9.48 (s, 1H), 7.87 (d, J= 9.0 Hz, 2H), 7.44 (d, J= 2.2 Hz, 1H), 7.34 (d, J= 4.9 Hz, 1H), 7.26 (dd, J= 8.4, 2.2 Hz, 1H), 7.23 (d, J= 3.5 Hz, 1H), 7.03 (dd, J= 5.1, 3.7 Hz, 1H), 6.99 (d, J= 9.0 Hz, 2H), 6.79 (d, J= 8.2 Hz, 1H), 5.09 (s, 2H), 3.36 (t, J= 6.7 Hz, 4H), 2.45 (t, J= 4.9 Hz, 4H), 2.23 (s, 3H). MS: 392.17 (calc), 393.2 (obs). | 54 |
| 71ll | 258ll |  | N-(2-amino-5-(thiophen-2-yl)phenyl)benzo[d]thiazole-6-carboxamide | ¹ H NMR: (DMSO) δ (ppm): 9.87 (s, 1H), 9.55 (s, 1H), 8.83 (s, 1H), 8.17 (q, J= 8.4 Hz, 2H), 7.50 (s, 1H), 7.35 (d, J= 5.1 Hz, 1H), 7.30 (dd, J= 8.2, 1.8 Hz, 1H), 7.24 (d, J= 3.3 Hz, 1H), 7.04 (t, J= 4.5 Hz, 1H), 6.84 (d, J= 8.4 Hz, 1H), 5.23 (s, 2H). MS: 351.05 (calc), 352.0 (obs). | 54 |

| Ex | Cpd | Structure | Name | Characterization | Scheme |
|------|-------|---|--|---|--------|
| 71m | 258m |  | 4-((2-amino-5-(thiophen-2-yl)phenyl)carbamoyl)phenyl 4-hydroxybenzoate | ¹ H NMR: (DMSO) δ (ppm): 9.76 (1H,s), 8.07 (2H,d,8.6), 7.97 (2H,d,8.4 Hz), 7.46 (1H,s), 7.39 - 7.33 (3H,m), 7.29 (1H,dd,6.1 and 2.2), 7.24 (1H,d,3.5), 7.04 (1H,dd,3.5 and 1.6 Hz), 6.91 - 6.89 (2H,m), 6.80 (1H,d,8.4), 5.19 (2H,s), 4.15 (1H,s). MS: 430.1 (calc), 431.1 (obs). | 54 |
| 71nn | 258nn |  | N-(2-amino-5-(thiophen-2-yl)phenyl)thiophene-3-carboxamide | ¹ H NMR: (DMSO) δ (ppm): 9.58 (s, 1H), 8.32 (s, 1H), 7.62 (d, J= 2.0 Hz, 2H), 7.42 (d, J= 2.0 Hz, 1H), 7.34 (d, J= 5.1 Hz, 1H), 7.28 (dd, J= 8.2, 2.0 Hz, 1H), 7.23 (d, J= 2.9 Hz, 1H), 7.03 (dd, J= 5.1, 3.7 Hz, 1H), 6.79 (d, J= 8.4 Hz, 1H), 5.15 (s, 2H). MS: 300.04 (calc) 301.1 (obs) | 54 |
| 71oo | 258oo |  | N-(2-amino-5-(thiophen-2-yl)phenyl)-3-methylbenzof[b]thiophene-2-carboxamide | ¹ H NMR: (DMSO) δ (ppm): 9.58 (s, 1H), 7.97 (dt, J= 41.5, 3.7 Hz, 2H), 7.54 (s, 1H), 7.49 (t, J= 5.1 Hz, 1H), 7.29 (dd, J= 8.2, 2.0 Hz, 1H), 7.24 (d, J= 2.9 Hz, 1H), 7.04 (t, J= 4.9 Hz, 1H), 6.82 (d, J= 8.4 Hz, 1H), 5.17 (s, 2H), 2.68 (s, 3H). MS: 364.07 (calc) 365.1 (obs) | 54 |
| 71pp | 258pp |  | N-(2-amino-5-(thiophen-2-yl)phenyl)-4-hydroxybenzamide | ¹ H NMR: (DMSO) δ (ppm): 9.49 (1H,s), 7.85 (2H,d,8.6), 7.43 (1H,s), 7.34 (1H,d,5.1 Hz), 7.26 (1H,d,6.1 Hz), 7.22 (1H,d,3.5 Hz), 7.03 (1H,dd,5.1 and 0 Hz), 6.84 - 6.77 (3H,m), 5.09 (2H,s) MS: 310.1 (calc), 311.1 (obs). | 54 |
| 71qq | 258qq |  | N-(2-amino-5-(thiophen-2-yl)phenyl)-4-methoxybenzamide | ¹ H NMR: (DMSO) δ (ppm): 9.59 (s, 1H); 7.97 (d, J=8.8 Hz; 2H); 7.43 (d; J=2.2 Hz; 1H); 7.34 (dd; J=1.2, 5.1 Hz; 1H); 7.27 (dd; J=2.2, 8.2 Hz; 1H); 7.23 (dd; J=1.2, 3.5 Hz; 1H); 7.04 (d; J=8.8 Hz; 2H); 7.03 (m, 1H); 6.79 (d; J=8.2 Hz; 1H); 5.12 (bs, 2H); 3.84 (s, 3H). MS: calc: 324.4; found: 325.2 (M+H) | 54 |
| 71rr | 258rr |  | N-(2-amino-5-(thiophen-2-yl)phenyl)-4-bromobenzamide | ¹ H NMR: (DMSO) δ (ppm): 9.78 (s, 1H); 7.93 (d, J=8.5 Hz; 2H); 7.71 (d, J=8.5 Hz; 2H); 7.43 (d; J=1.9 Hz; 1H); 7.33 (dd; J=1.2, 5.1 Hz; 1H); 7.28 (dd; J=1.9, 8.3 Hz; 1H); 7.23 (dd; J=1.2, 3.5 Hz; 1H); 7.03 (dd; J= 3.5, 5.1 Hz; 1H); 6.78 (d; J=8.3 Hz; 1H); 5.20 (bs, 2H). MS: calc: 371.9 and 373.9; found: 373.1 and 375.1 (M+H) | 54 |

| Ex | Cpd | Structure | Name | Characterization | Scheme |
|------|-------|---|--|---|--------|
| 71ss | 258ss |  | N-(2-amino-5-(thiophen-2-yl)phenyl)benzofuran-2-carboxamide | ¹ H NMR: (DMSO) δ (ppm): 9.73 (s, 1H); 7.99 (s, 1H); 7.97 (s, 1H); 7.56 (d, J=7.2 Hz; 1H); 7.50 (m, 2H); 7.45 (d; J=2.1 Hz; 1H); 7.33 (dd; J=1.0, 5.1 Hz; 1H); 7.28 (dd; J=2.1, 8.2 Hz; 1H); 7.23 (dd; J=1.0, 3.5 Hz; 1H); 7.03 (dd; J= 3.5, 5.1 Hz; 1H); 6.79 (d; J=8.2 Hz; 1H); 5.12 (bs, 2H). MS: calc: 334.4; found: 335.1 (M+H) | 54 |
| 71tt | 258tt |  | N-(2-amino-5-(thiophen-2-yl)phenyl)benzamide | ¹ H NMR: (CD3OD) δ (ppm): 8.52 (s, 1H); 7.76 (d; J=7.4 Hz; 1H); 7.65 (d; J= 8.4 Hz; 1H); 7.63 (s, 1H); 7.56 (d; J= 2.0 Hz; 1H); 7.49 (m, 1H); 7.37 (dd; J=2.1, 8.3 Hz; 1H); 7.34 (m, 1H); 7.23 (m, 2H); 7.02 (dd; J=3.7, 5.3 Hz; 1H); 6.91 (d; J=8.3 Hz; 1H). MS: calc: 294.4; found: 295.2 (M+H) | 54 |
| 71uu | 258uu |  | N-(2-amino-5-(thiophen-2-yl)phenyl)-3,4-dihydro-4-methyl-2H-benzob[1,4]oxazine-7-carboxamide | ¹ H NMR: (DMSO) δ (ppm): 9.40 (s, 1H), 7.50 (d, J= 8.4 Hz, 1H), 7.42 (s, 1H), 7.34 (d, J= 5.3 Hz, 2H), 7.25 (d, J= 8.2 Hz, 1H), 7.22 (d, J= 2.7 Hz, 1H), 7.03 (t, J= 4.9 Hz, 1H), 6.78 (d, J= 8.4 Hz, 1H), 6.73 (d, J= 8.6 Hz, 1H), 5.06 (s, 2H), 4.23 (d, J= 4.1 Hz, 2H), 3.30 (m, 2H), 2.93 (s, 3H) MS: 365.12 (calc) 366.1 (obs) | 54 |
| 71ww | 258ww |  | N-(2-amino-5-(thiophen-2-yl)phenyl)-7-methoxybenzofuran-2-carboxamide | ¹ H NMR: (DMSO) δ (ppm): 9.90 (s, 1H); 7.71 (s, 1H); 7.46 (d, J= 2.0 Hz; 1H); 7.35 (s, 1H); 7.34 (m, 1H); 7.30 (dd; J=2.0, 8.4 Hz; 1H); 7.27 (d; J= 7.9 Hz; 1H); 7.24 (m, 1H); 7.08 (d; J= 7.9 Hz; 1H); 7.04 (dd; J= 3.7, 5.1 Hz; 1H); 6.80 (d; J=8.2 Hz; 1H); 5.12 (bs, 2H); 3.98 (s; 3H). MS: calc: 364.4; found: 365.1 (M+H) | 54 |
| 72a | 261a |  | N-(2-amino-5-(thiophen-2-yl)phenyl)-5-bromobenzob[1,4]thiophene-2-carboxamide | ¹ H NMR: (DMSO) δ (ppm): 10.08 (s, 1H), 8.27 (s, 1H), 8.23 (d, J=1.8 Hz, 1H), 8.02 (d, J=8.6 Hz, 1H), 7.60 (dd, J=8.6, 2.0 Hz, 1H), 7.43 (d, J=2.3 Hz, 1H), 7.34 (dd, J=5.0, 1.2 Hz, 1H), 7.30 (dd, J=8.2, 2.2 Hz, 1H), 7.24 (dd, J=3.5, 1.2 Hz, 1H), 7.03 (dd, J=5.1, 3.5 Hz, 1H), 6.79 (d, J=8.2 Hz, 1H), 5.25 (s, 2H). MS: (calc.) 429.0 (d) ; (obt.) 430.0 (d) (MH) ⁺ . | 55 |

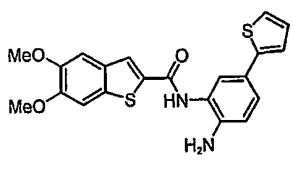
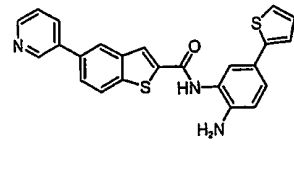
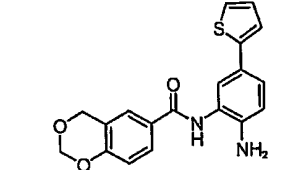
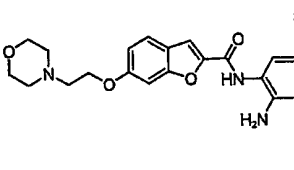
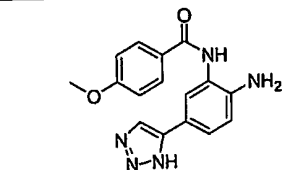
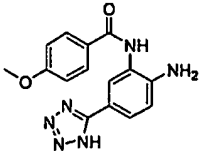
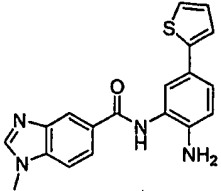
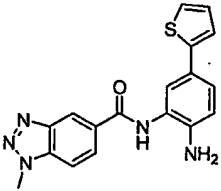
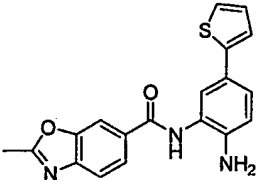
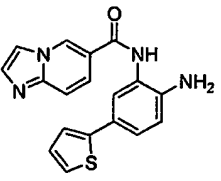
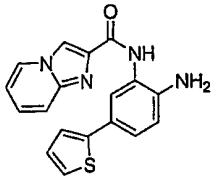
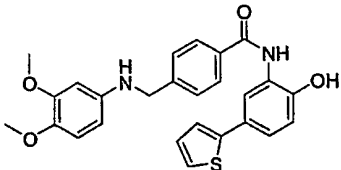
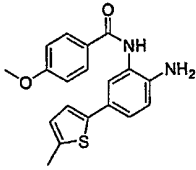
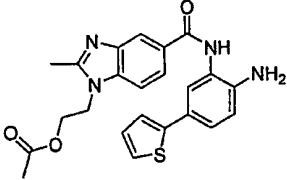
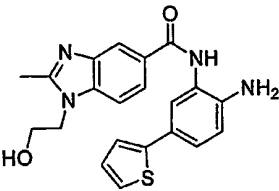
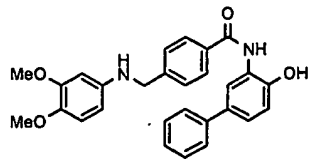
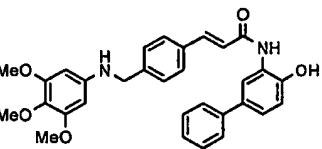
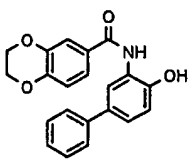
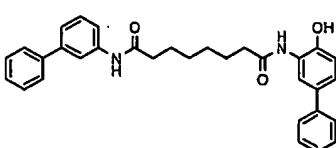
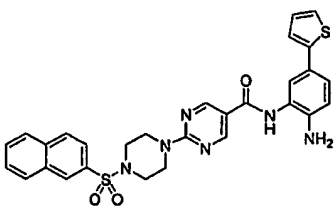
| Ex | Cpd | Structure | Name | Characterization | Scheme |
|-----|------|---|---|---|--------|
| 72b | 261b |  | N-(2-amino-5-(thiophen-2-yl)phenyl)-5,6-dimethoxybenzo[b]thiophene-2-carboxamide | ¹ H NMR: (DMSO) δ (ppm): 9.87 (s, 1H), 8.14 (s, 1H), 7.58 (s, 1H), 7.44 (d, J=2.2 Hz, 1H), 7.41 (s, 1H), 7.34 (dd, J=5.1, 1.1 Hz, 1H), 7.29 (dd, J=8.4, 2.3 Hz, 1H), 7.03 (dd, J=4.9, 3.5 Hz, 1H), 6.80 (d, J=8.4 Hz, 1H), 5.20 (s, 2H), 3.85 (s, 3H), 3.84 (s, 3H). MS: (calc.) 410.1; (obt.) 411.1 (MH) ⁺ . | 55 |
| 73 | 262 |  | N-(2-amino-5-(thiophen-2-yl)phenyl)-5-(pyridin-3-yl)benzo[b]thiophene-2-carboxamide | ¹ H NMR: (DMSO) δ (ppm): 10.09 (s, 1H), 8.99 (dd, J=2.3, 0.8 Hz, 1H), 8.58 (dd, J=4.7, 1.6 Hz, 1H), 8.38 (s, 1H), 8.33 (d, J=1.4 Hz, 1H), 8.17 (ddd, J=9.6, 3.9, 1.8 Hz, 1H), 7.83 (dd, J=8.5, 1.8 Hz, 1H), 7.53 - 7.50 (m, 2H), 7.46 (d, J=2.2 Hz, 1H), 7.34 (dd, J=5.1, 1.2 Hz, 1H), 7.31 (dd, J=8.2, 2.2 Hz, 1H), 7.25 (dd, J=3.5, 1.2 Hz, 1H), 7.03 (dd, J=5.1, 3.7 Hz, 1H), 6.81 (d, J=8.4 Hz, 1H), 5.74 (s, 2H). MS: (calc.) 427.1; (obt.) 428.1 (MH) ⁺ . | 57 |
| 74 | 264 |  | N-(2-amino-5-(thiophen-2-yl)phenyl)-4H-benzo[d][1,3]dioxine-6-carboxamide | ¹ H NMR: (DMSO) δ (ppm): 9.60 (s, 1H), 7.82 (dd, J=8.6, 2.2 Hz, 1H), 7.74 (d, J=2.1 Hz, 1H), 7.41 (d, J=2.1 Hz, 1H), 7.33 (dd, J=5.1, 1.2 Hz, 1H), 7.26 (dd, J=8.4, 2.3 Hz, 1H), 7.21 (dd, J=3.5, 1.2 Hz, 1H), 7.02 (dd, J=5.1, 3.8 Hz, 1H), 6.94 (d, J=8.6 Hz, 1H), 6.77 (d, J=8.4 Hz, 1H), 5.32 (s, 2H), 5.11 (s, 2H), 4.94 (s, 2H). MS: (calc.) 352.1; (obt.) 353.1 (MH) ⁺ . | 57 |
| 75 | 269 |  | 6-(2-morpholinoethoxy)-N-(2-amino-5-(thiophen-2-yl)phenyl)benzofuran-2-carboxamide | ¹ H NMR: (DMSO) δ (ppm): 7.21 (d, 1H), 7.14 (d, 2H), 6.95 (d, 1H), 6.84 - 6.79 (m, 3H), 6.62 - 6.57 (m, 2H), 6.49 (d, 1H), 3.80 (m, 2H), 3.30 (m, 4H), 2.46 (m, 2H), 2.21 (m, 4H). MS: (calc.) 463.2; (obt.) 464.2 (MH) ⁺ . | 58 |

Table 1a (cont.)

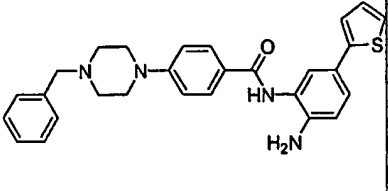
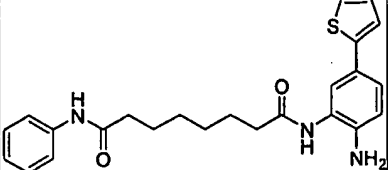
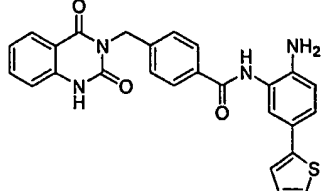
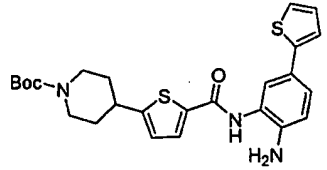
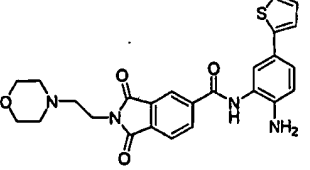
| Ex | Cpd | Structure | Name | Characterization | Scheme |
|----|-----|---|--|---|--------|
| 76 | 273 |  | N-(2-amino-5-(3H-1,2,3-triazol-4-yl)phenyl)-4-methoxybenzamide | ¹ H NMR: (DMSO) δ (ppm): 9.62 (s, 1H); 8.08 (bs, 2H); 7.97 (d, J=8.5 Hz; 2H); 7.62 (s, 1H); 7.45 (d, J=8.2 Hz; 1H); 7.03 (d, J=8.5 Hz; 2H); 6.82 (d, J=8.2 Hz; 1H); 5.11 (bs, 2H); 3.83 (s, 3H). MS: calc: 309.3; found: 310.1 (M+H) | 59 |

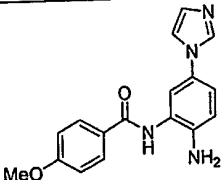
| Ex | Cpd | Structure | Name | Characterization | Sche me |
|------|-------|---|---|--|------------|
| 77 | 277 |  | N-(2-amino-5-(1H-tetrazol-5-yl)phenyl)-4-methoxybenzamide | ¹ H NMR: (DMSO) δ (ppm): 9.63 (s, 1H); 7.98 (d, J=8.8 Hz; 2H); 7.81 (d, J= 2.0 Hz; 1H); 7.61 (dd; J=2.0, 8.4 Hz; 1H); 7.04 (d, J= 8.8 Hz; 2H); 6.85 (d, J= 8.4 Hz; 1H); 3.85 (s, 3H). MS: calc: 310.3; found: 311.1 (M+H) | 61 |
| 78 | 283 |  | N-(2-amino-5-(thiophen-2-yl)phenyl)-1-methyl-1H-benzo[d]imidazole-5-carboxamide | ¹ H NMR: (DMSO) δ (ppm): 9.75 (s, 1H), 8.38 (d, J= 1.0 Hz, 1H), 8.34 (s, 1H), 7.95 (dd; J=1.4, 8.4 Hz; 1H); 7.68 (d, J= 8.4 Hz, 1H), 7.50 (d; J=2.2 Hz; 1H); 7.34 (dd; J=1.0, 5.0 Hz; 1H); 7.28 (dd; J=2.2, 8.4 Hz; 1H); 7.24 (dd; J=1.4, 3.6 Hz; 1H); 7.04 (dd; J= 3.6, 5.0 Hz; 1H); 6.81 (d; J=8.4 Hz; 1H); 3.90 (s, 3H). MS: calc: 348.4; found: 349.1 (M+H) | 62 |
| 79 | 286 |  | N-(2-amino-5-(thiophen-2-yl)phenyl)-1-methyl-1H-benzo[d][1,2,3]triazole-5-carboxamide | ¹ H NMR: (DMSO) δ (ppm): 9.88 (s, 1H); 8.75 (s, 1H), 8.15 (dd; J=1.0, 8.6 Hz; 1H); 7.95 (dd, J= 1.0, 8.6 Hz, 1H), 7.49 (d, J= 2.0 Hz, 1H), 7.34 (dd; J=1.2, 5.1 Hz, 1H); 7.30 (dd; J=2.0, 8.3 Hz; 1H); 7.24 (dd; J=1.2, 3.5 Hz; 1H); 7.04 (dd; J= 3.5, 5.1 Hz; 1H); 6.81 (d; J=8.3 Hz; 1H); 5.24 (bs, 2H); 4.37 (s, 3H). MS: calc: 349.4; found: 350.1 (M+H) | 62 |
| 79aa | 286aa |  | N-(2-amino-5-(thiophen-2-yl)phenyl)-2-methylbenzo[d]oxazole-6-carboxamide | ¹ H NMR: (DMSO) δ (ppm): 9.80 (s, 1H); 8.29 (d, J= 1.4 Hz, 1H), 8.00 (dd; J=1.4, 8.4 Hz; 1H); 7.76 (d, J= 8.2 Hz, 1H), 7.46 (d; J=2.0 Hz; 1H); 7.34 (dd; J=1.0, 5.0 Hz; 1H); 7.30 (dd; J=2.0, 8.4 Hz; 1H); 7.23 (dd; J=1.0, 3.5 Hz; 1H); 7.04 (dd; J= 3.5, 5.0 Hz; 1H); 6.80 (d; J=8.2 Hz; 1H); 5.20 (bs, 2H); 2.67 (s, 3H). MS: calc: 349.4; found: 350.0 (M+H) | 62 |
| 80 | 291 |  | N-(2-amino-5-(thiophen-2-yl)phenyl)-1H-imidazo[1,2-a]pyridine-6-carboxamide | ¹ H NMR: (CD3OD) δ (ppm): 9.19 (s, 1H); 7.99 (s, 1H); 7.86 (d; J=8.5 Hz; 1H); 7.67 (s, 1H); 7.64 (d; J=8.5 Hz; 1H); 7.50 (s, 1H); 7.37 (d; J= 8.5 Hz; 1H); 7.22 (d; J= 4.9 Hz; 1H); 7.21 (m, 1H); 7.01 (t; J= 4.9 Hz; 1H); 6.91 (d; J=8.5 Hz; 1H). MS: calc: 334.4; found: 335.1 (M+H) | 63 |

| Ex | Cpd | Structure | Name | Characterization | Scheme |
|----|-----|---|---|--|--------|
| 81 | 296 |  | N-(2-amino-5-(thiophen-2-yl)phenyl)imidazo[1,2-a]pyridine-2-carboxamide | ¹ H NMR: (DMSO) δ (ppm): 9.73 (s, 1H), 8.62 (dt, J= 1.2; 6.8 Hz, 1H), 8.50 (d, J= 0.7 Hz; 1H); 7.76 (d; J=2.2 Hz; 1H); 7.66 (d, J= 0.7 Hz, 1H), 7.39 (dd; J=1.6, 6.8 Hz; 1H); 7.36 (dt; J=1.6, 4.9 Hz; 1H); 7.26 (dd; J=2.2, 8.2 Hz; 1H); 7.24 (dd; J= 1.2, 3.6 Hz; 1H); 7.05 (m; 1H); 7.01 (dd; J= 1.2, 6.8 Hz; 1H); 6.84 (d; J=8.2 Hz; 1H); 5.13 (bs, 2H). MS: calc: 334.4; found: 335.1 (M+H). | 64 |
| 82 | 301 |  | 4-((3,4-dimethoxyphenyl)amino)methyl-N-(2-hydroxy-5-(thiophen-2-yl)phenyl)benzamide | ¹ H NMR: (DMSO) δ (ppm): 10.1 (s, 1H); 9.52 (s, 1H); 8.00 (s, 1H); 7.92 (d, J=7.0, 2H); 7.49 (d, J=7.0, 2H); 7.42 (m, 1H); 7.33 (d, J=8.0, 1H); 7.29 (s, 1H); 7.07 (s, 1H); 6.93 (d, J=8.0, 1H); 6.65 (d, J=8.5, 1H); 6.32 (s, 1H); 5.98 (m, 2H); 4.30 (s, 2H); 3.65 (s, 3H); 3.58 (s, 3H). MS: calc: 460.5; found: 461.1 (M+H) | 65 |
| 83 | 302 |  | N-(2-amino-5-(5-methylthiophen-2-yl)phenyl)-4-methoxybenzamide | ¹ H NMR: (DMSO) δ (ppm): 9.60 (s, 1H), 7.96 (d, J = 8.0, Hz, 2H); 7.36 (d, J = 2.1 Hz, 1H); 7.20 (dd, J = 2.1, 8.3 Hz, 1H); 7.03 (d, J = 8.0, Hz, 2H); 7.00 (d, J = 3.5 Hz, 1H); 6.78 (d, J = 8.3 Hz, 1H), 6.70 (dd, J = 1.1, 3.5 Hz, 1H); 3.83 (s, 3H); 2.42 (d, J = 1.1 Hz, 3H). MS: calc: 338.4; found: 338.4 (M+H). | 66 |
| 84 | 308 |  | 2-(5-(2-amino-5-(thiophen-2-yl)phenyl)carbamoyl)-2-methyl-1H-benzof[d]imidazol-1-ylethyl acetate | ¹ H NMR: (DMSO) δ (ppm): 9.70 (s, 1H), 8.23 (s, 1H), 7.87 (dd; J=1.0, 8.4 Hz; 1H); 7.62 (d, J= 8.4 Hz, 1H), 7.48 (d; J=2.0 Hz; 1H); 7.34 (dd; J=0.8, 4.8 Hz; 1H); 7.28 (dd; J=2.0, 8.0 Hz; 1H); 7.23 (dd; J=0.8, 3.6 Hz; 1H); 7.03 (dd; J= 1.2, 4.8 Hz; 1H); 6.81 (d; J=8.0 Hz; 1H); 5.15 (bs, 2H); 4.52 (t; J=4.8 Hz; 2H); 4.35 (t; J=4.8 Hz; 2H); 2.60 (s, 3H); 1.91 (s, 3H). MS: calc: 434.5; found: 435.2 (M+H) | 67 |
| 85 | 309 |  | N-(2-amino-5-(thiophen-2-yl)phenyl)-1-(2-hydroxyethyl)-2-methyl-1H-benzof[d]imidazole-5-carboxamide | ¹ H NMR: (DMSO) δ (ppm): 9.70 (s, 1H), 8.22 (s, 1H), 7.84 (dd; J=1.4, 8.2 Hz; 1H); 7.57 (d, J= 8.4 Hz, 1H), 7.49 (d; J=2.2 Hz; 1H); 7.34 (dd; J=1.4, 5.1 Hz; 1H); 7.28 (dd; J=2.2, 8.2 Hz; 1H); 7.23 (dd; J=1.0, 3.5 Hz; 1H); 7.04 (dd; J= 3.5, 5.1 Hz; 1H); 6.80 (d; J=8.4 Hz; 1H); 5.14 (bs, 2H); 5.00 (bs, 1H); 4.28 (t; J=5.4 Hz; 2H); 3.72 (t; J=5.4 Hz; 2H); 2.59 (s, 3H); MS: calc: 392.5; found: 393.2 (M+H) | 67 |

| Ex | Cpd | Structure | Name | Characterization | Sche me |
|----|-----|---|---|--|------------|
| 86 | 312 |  | 4-((3,4-dimethoxyphenylamino)methyl)-N-(2-hydroxy-5-(phenyl)phenyl)benzamide | ¹ H NMR: (DMSO) δ (ppm): 3.62 (s,3H), 3.69 (s,3H), 4.34 (d, J = 5.7 Hz, 2H), 6.03 (m,2H), 6.35 (d, J = 2.2 Hz, 1H), 6.68 (d, J = 8.4 Hz, 1H), 7.03 (d, J = 8.4 Hz, 1H), 7.32 (t, J = 7.2 Hz, 1H), 7.37 (dd, J = 10.4, 1.6 Hz, 1H), 7.45 (t, J = 7.6 Hz, 2H), 7.52 (d, J = 8.0 Hz, 2H), 7.59 (d, J = 7.6 Hz, 2H), 7.95 (d, J = 8.0 Hz, 2H), 8.03 (br s,1H), 9.58 (br s,1H), 10.00 (br s,1H) MS: (calc.) 454.5; (obt.) 455.4 (MH) ⁺ | 68 |
| 87 | 313 |  | (E)-3-((3,4,5-trimethoxyphenylamino)methyl)-N-(2-hydroxy-5-(phenyl)phenyl)acrylamide | ¹ H NMR: (DMSO) δ (ppm): 3.54 (s,3H), 3.68 (s,3H), 4.30 (d, J = 5.9 Hz, 2H), 5.92 (s,2H), 6.13 (t, J = 6.3 Hz, 1H), 7.01 (d, J = 8.2 Hz, 1H), 7.21 (d, J = 15.7 Hz, 1H), 7.29 (dd, J = 8.4, 2.3 Hz, 1H), 7.33 (d, J = 7.2 Hz, 1H), 7.42-7.50 (m,4H), 7.54-7.64 (m,4H), 8.34 (s,1H), 9.55 (br s,1H), 10.21 (br s,1H) MS: (calc.) 510.6; (obt.) 511.2 (MH) ⁺ | 68 |
| 88 | 314 |  | 2,3-dihydro-N-(2-hydroxy-5-(phenyl)phenyl)benzo[b][1,4]dioxine-6-carboxamide | ¹ H NMR: (DMSO) δ (ppm): 4.30 (d, J = 5.9 Hz, 2H), 6.98 (d, J = 8.3 Hz, 1H), 7.26-7.36 (m,2H), 7.42 (t, J = 7.3 Hz, 2H), 7.50-7.60 (m,2H), 7.97 (br s,1H), 9.47 (br s,1H), 9.93 (br s,1H) MS: (calc.) 347.4; (obt.) 348.1 (MH) ⁺ | 68 |
| 89 | 315 |  | N¹-(2-hydroxy-5-(phenyl)phenyl)-N⁸-(3-(phenyl)phenyl)octanedia mide | ¹ H NMR: (DMSO) δ (ppm): 1.34-1.46 (m,4H), 1.60-1.74 (m,4H), 2.38 (t, J = 6.8 Hz, 2H), 2.47 (t, J = 7.0 Hz, 2H), 6.98 (d, J = 8.2 Hz, 1H), 7.20-7.70 (m,15H), 7.96 (s,1H), 8.10 (s,1H), 9.34 (br s,1H), 10.00 (br s,1H) MS: (calc.) 492.6; (obt.) 493.5 (MH) ⁺ | 69 |
| 90 | 320 |  | 2-((4-(Naphthalen-2-sulfonyl)piperazin-1-yl)pyrimidine-5-carboxylic acid (2-amino-5-thiophen-2-yl-phenyl)-amide | ¹ H NMR: (400.2 MHz, DMSO) δ (ppm): 9.52 (bs, 1H); 8.83 (s, 2H); 8.44 (s, 1H); 8.20 (d, J = 7.6 Hz, 1H); 8.15 (d, J = 8.6 Hz, 1H); 8.05 (d, J = 8.0 Hz, 1H); 7.75 (dd; J = 1.8, 8.6 Hz, 1H); 7.69 (m, 2H); 7.37 (d, J = 1.8 Hz, 1H); 7.31 (dd; J = 1.2, 5.1 Hz, 1H); 7.25 (dd; J = 2.2, 8.4 Hz, 1H); 7.19 (dd; J = 1.2, 3.5 Hz, 1H); 7.01 (dd; J = 3.5, 5.1 Hz, 1H); 6.74 (d, J = 8.2 Hz, 1H); 5.16 (bs, 2H); 3.96 (t, J = 4.3 Hz, 4H); 3.07 (t, J = 4.3 Hz, 4H); MS: calc: 570.7; found: 571.3 (M+H) | 70 |

| Ex | Cpd | Structure | Name | Characterization | Scheme |
|----|-----|-----------|---|---|--------|
| 91 | 323 | | 2-[4-(Biphenyl-4-ylcarbamoyl)piperazin-1-yl]pyrimidine-5-carboxylic acid (2) | ¹ H NMR: (400.2 MHz, DMSO) δ (ppm): 9.59 (bs, 1H); 8.93 (s, 2H); 8.75 (bs, 1H); 7.63 (d, J= 1.2 Hz, 1H); 7.61 (m, 1H); 7.57 (m, 4H); 7.41 (m, 3H); 7.33 (dd; J= 1.2, 5.1 Hz; 1H); 7.29 (m, 2H); 7.23 (dd; J= 1.2, 2.5 Hz; 1H); 7.03 (dd; J= 3.7, 5.1 Hz; 1H); 6.78 (d, J= 8.2 Hz, 1H); 5.22 (bs, 2H); 3.93 (t, J= 3.9 Hz, 4H); 3.60 (t, J= 3.9 Hz, 4H). MS: calc: 575.7; found: 576.3 (M+H) | 71 |
| 92 | 327 | | N-(2-Amino-5-(thiophen-2-yl)phenyl)-4-(pyridin-3-yl)benzamide | ¹ H NMR: (400 MHz, DMSO-d ₆) δ (ppm): 9.80 (s, 1H), 8.98 (d, J=2.2 Hz, 1H), 8.60 (dd, J=4.7, 1.6 Hz, 1H), 8.17 (d, J=8.6 Hz, 1H), 8.12 (d, J=8.0 Hz, 2H), 7.90 (d, J=8.6 Hz, 2H), 7.52 (dd, J=7.2, 4.1 Hz, 1H), 7.48 (s, 1H), 7.35 (d, J=4.1 Hz, 1H), 7.29 (dd, J=8.4, 2.3 Hz, 1H), 7.24 (d, J=3.3 Hz, 1H), 7.04 (dd, J=5.1, 1.4, 1H), 6.80 (d, J=8.2 Hz, 1H), 5.19 (s, 2H). LRMS: (m/z): 372.3 (MH ⁺). | 72 |
| 93 | 333 | | (Pyridin-3-yl)methyl 4-(2-hydroxy-5-(thiophen-2-yl)phenylcarbamoyl) benzyl carbamate | ¹ H NMR: (Acetone-d ₆) δ (ppm): 9.37 (bs, 1H), 9.35 (bs, 1H), 8.47 (d, J=1.2 Hz, 8.38 (d, J=3.9 Hz, 1H), 7.97 (s, 1H), 7.87 (d, J=8.4 Hz, 2H), 7.64 (d, J=7.4 Hz, 1H), 7.35 (d, J=8.2 Hz, 2H), 7.25 (dd, J=8.4, 2.3 Hz, 1H), 7.22 (dd, J=5.1, 1.2 Hz, 1H), 7.16 (dd, J=3.7, 1.2 Hz, 1H), 6.93 (d, J=8.1 Hz, 1H), 6.93 (d, J=1.6 Hz, 1H), 6.86 (d, J=8.4 Hz, 1H), 5.01 (s, 2H), 4.31 (d, J=6.3 Hz, 2H). LRMS: (m/z): 460.2 (MH ⁺). | 73 |
| 94 | 341 | | 2-(4-(4-Cyanobenzyl)piperazin-1-yl)-N-(2-amino-5-(thiophen-2-yl)phenyl)thiazole-5-carboxamide | ¹ H NMR: (400.2 MHz, CD ₃ OD) δ (ppm): 7.95 (br.s, 1H), 7.75 (m, 1H), 7.68 (m, 2H), 7.53 (t, 1H, J=7.6 Hz), 7.42 (s, 1H), 7.33 (d, 1H, J=8.2 Hz), 7.20 (m, 2H), 7.00 (m, 1H), 6.87 (d, 1H, J=8.3 Hz), 3.72 (s, 2H), 3.60 (m, 4H), 2.68 (m, 4H). MS: calc: 500.1; found: 501.2 (M+H) | 74 |

| Ex | Cpd | Structure | Name | Characterization | Sche me |
|----|-----|---|---|--|------------|
| 95 | 344 |  | N-(2-Amino-5-(thiophen-2-yl)phenyl)-4-(4-benzylpiperazin-1-yl)benzamide | ¹ H NMR: (400.2 MHz, CDCl ₃) δ (ppm): 2.625 (t, J=5Hz, 4H), 3.35 (t, J=5Hz, 4H), 3.59 (s, 2H), 4.00 (s, 2H), 6.84 (d, J=8Hz, 1H), 6.90 (d, J=9Hz, 2H), 7.01 (m, 1H), 7.16 (m, 2H), 7.25 (m, 6H), 7.50 (s, 1H), 7.75 (s, 1H), 7.81 (d, J=9Hz, 2H). MS: calc: 468.0; found: 469.0 (M+H) | 75 |
| 96 | 347 |  | N1-(2-amino-5-(thiophen-2-yl)phenyl)-N8-phenyloctanediamide | ¹ H NMR: (400.2 MHz, CD ₃ OD) δ (ppm): 7.51 (br.s, 2H), 7.38 (s, 1H), 7.16-7.27 (m, 5H), 6.9-7.1 (m, 2H), 6.84 (m, 1H), 2.42 (m, 4H), 1.76 (m, 4H), 1.49 (m, 4H). MS: calc: 421.2; found: 422.2 (M+H) | 76 |
| 97 | 349 |  | N-(2-Amino-5-(thiophen-2-yl)phenyl)-4-((1,2-dihydro-2,4-dioxoquinazolin-3(4H)-yl)methyl)benzamide | ¹ H NMR (DMSO-d ₆) δ (ppm): 11.57 (s, 1H), 9.81 (s, 1H), 7.95-7.92 (m, 3H), 7.68 (td, J=7.2, 1.4 Hz, 1H), 7.48 (d, J=1.8 Hz, 1H), 7.42 (d, J=8.2 Hz, 2H), 7.38 (d, J=5.1 Hz, 1H), 7.34 (dd, J=8.2, 2.0 Hz, 1H), 7.27 (d, J=3.3 Hz, 1H), 7.24-7.20 (m, 2H), 7.05 (dd, J=4.9, 3.5 Hz, 1H), 6.89 (d, J=8.4 Hz, 1H), 5.17 (s, 2H). (The NH ₂ group is missing, overlapped by H ₂ O). MS (m/z): 468.53 (calc) 469.2 (MH ⁺) (found). | 77 |
| 98 | 355 |  | tert-Butyl 4-(5-(2-amino-5-(thiophen-2-yl)phenyl)carbamoyl)thiophen-2-yl)piperidine-1-carboxylate | ¹ H NMR: (CD ₃ OD) δ (ppm) 7.73 (d, J=3.3 Hz, 1H), 7.45 (d, J=2.1 Hz, 1H), 7.34 (dd, J=8.2, 2.2 Hz, 1H), 7.23 - 7.19 (m, 2H), 7.01 (dd, J=4.7, 3.7 Hz, 1H), 6.96 (d, J=3.9 Hz, 1H), 6.88 (d, J=8.1 Hz, 1H), 4.17 (d, J=13.1 Hz, 2H), 3.00 - 2.90 (m, 2H), 2.04 (d, J=12.1 Hz, 2H), 1.60 - 1.54 (m, 2H). | 78 |
| 99 | 358 |  | N-(2-amino-5-(thiophen-2-yl)phenyl)-2-(2-morpholinoethyl)-1,3-dioxisoindolin-5-carboxamide | ¹ H NMR: (DMSO) δ (ppm): 10.03 (s, 1H), 8.45 (s, 1H), 8.38 (d, J= 7.6 Hz, 1H), 7.99 (d, J= 7.6 Hz, 1H), 7.44 (d, J= 2.0 Hz, 1H), 7.32 (dd, J= 11.9, 5.1 Hz, 1H), 7.28 (d, J= 2.0 Hz, 1H), 7.03 (d, J= 4.9 Hz, 1H), 6.78 (d, J= 8.2 Hz, 1H), 5.27 (s, 2H), 3.73 (t, J= 6.3 Hz, 2H), 3.48 (m, 4H), 2.54 (t, J= 6.5 Hz, 2H), 2.41 (m, 4H). MS: 476.15 (calc), 477.2 (obs). | 79 |

| Ex | Cpd | Structure | Name | Characterization | Scheme |
|-----|-----|---|---|--|--------|
| 100 | 361 |  | N-(2-amino-5-(1H-imidazol-1-yl)phenyl)-4-methoxybenzamide | ¹ H NMR: (DMSO) δ (ppm): 9.62 (s, 1H), 7.96 (d, J= 9.0 Hz, 3H), 7.52 (m, 1H), 7.42 (d, J= 2.5 Hz, 1H), 7.19 (dd, J= 8.6, 2.5 Hz, 1H), 7.04 (d, J= 8.8 Hz, 2H), 7.03 (s, 1H), 6.85 (d, J= 8.4 Hz, 1H), 5.11 (s, 2H), 3.83 (s, 3H). MS: 308.13 (calc), 309.2 (obs). | 80 |

Synthetic Schemes and Experimental Procedures

[0217] The compounds of the invention can be prepared according to the reaction schemes for the examples illustrated below utilizing methods known to one of ordinary skill in the art. These schemes serve to exemplify some procedures that can be used to make the compounds of the invention. One skilled in the art will recognize that other general synthetic procedures may be used. The compounds of the invention can be prepared from starting components that are commercially available. Any kind of substitutions can be made to the starting components to obtain the compounds of the invention according to procedures that are well known to those skilled in the art.

[0218] The compounds according to paragraphs [0083] – [0088] can be routinely synthesized using techniques described herein in conjunction with the teachings of WO 03/087057.

[0219] The compounds according to paragraphs [0098] – [0110] can be routinely synthesized using techniques described herein in conjunction with the teachings of WO 03/076422.

[0220] The compounds according to paragraphs [0115] – [0124] can be routinely synthesized using techniques described herein in conjunction with the teachings of WO 03/075929.

[0221] The compounds according to paragraphs [0125] – [0135] can be routinely synthesized using techniques described herein in conjunction with the teachings of WO 03/076395.

[0222] The compounds according to paragraphs [0136] – [0145] can be routinely synthesized using techniques described herein in conjunction with the teachings of WO 03/076400.

[0223] The compounds according to paragraphs [0146] – [0157] can be routinely synthesized using techniques described herein in conjunction with the teachings of WO 03/076401.

[0224] The compounds according to paragraphs [0158] – [0166] can be routinely synthesized using techniques described herein in conjunction with the teachings of WO 03/076421.

[0225] The compounds according to paragraphs [0167] – [0175] can be routinely synthesized using techniques described herein in conjunction with the teachings of WO 03/076430.

[0226] The compounds according to paragraphs [0176] - [0186] can be routinely synthesized using techniques described herein in conjunction with the teachings of WO 03/076438.

[0227] The compounds according to paragraphs [0187] - [0194] can be routinely synthesized using techniques described herein in conjunction with the teachings of WO 03/92686.

[0228] The compounds according to paragraph [0195] can be routinely synthesized using techniques described herein in conjunction with the teachings of WO 03/024448.

[0229] The compounds according to paragraphs [0196] - [0197] can be routinely synthesized using techniques described herein in conjunction with the teachings of JP 2003137866.

[0230] The compounds according to paragraph [0198] - [0199] can be routinely synthesized using techniques described herein in conjunction with the teachings of JP 11-269146 (1999).

[0231] The compounds according to paragraphs [0200] - [0201] can be routinely synthesized using techniques described herein in conjunction with the teachings of JP 11-302173 (1999).

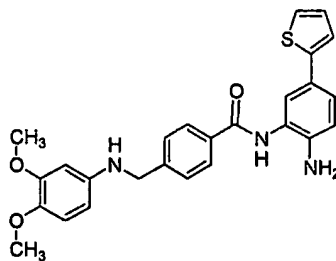
[0232] The compounds according to paragraphs [0202] - [0203] can be routinely synthesized using techniques described herein in conjunction with the teachings of JP 2001131130.

[0233] The compounds according to paragraphs [0204] - [0205] can be routinely synthesized using techniques described herein in conjunction with the teachings of JP 10152462, JP 2002332267, and JP 11-302173.

[0234] The compounds according to paragraphs [0206] - [0207] can be routinely synthesized using techniques described herein in conjunction with the teachings of US 6,174,905.

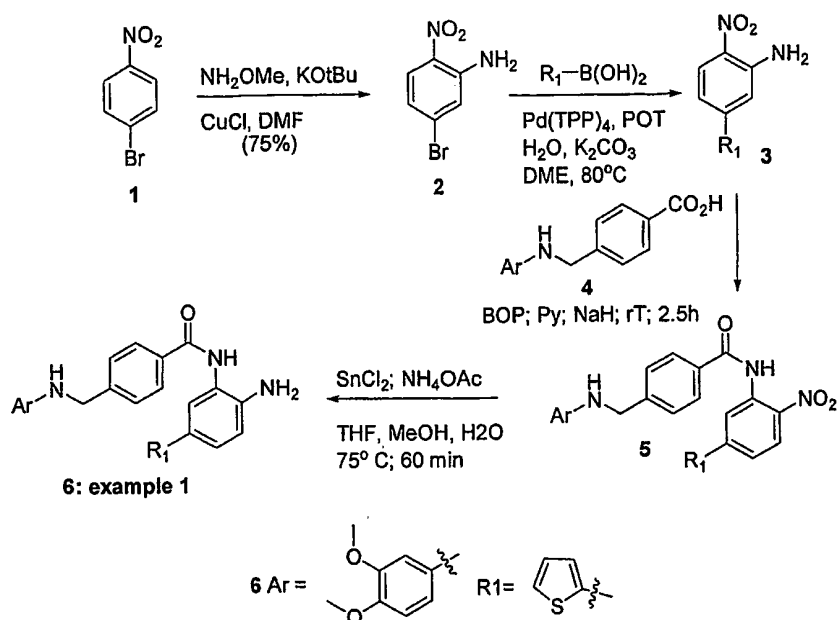
[0235] The compounds according to paragraphs [0206] can be routinely synthesized using techniques described herein in conjunction with the teachings of WO01/70675.

Example 1



N-[2-amino-5-(2-thienyl)phenyl]-4-[[[3,4-dimethoxyphenyl]amino]methyl]benzamide (6)

Scheme 1



Step 1. 5-Bromo-2-nitro-phenylamine (2)

[0236] To a solution of potassium tert-butoxide (14.5 g; 129.2 mmol) and copper(I) chloride (301 mg; 3.04 mmol) in ethyleneglycol dimethylether (120 mL), stirred at 0°C under nitrogen, a solution of 1-bromo-4-nitro-benzene (1, 6.141 g; 30.4 mmol) and O-methyl-hydroxylamine hydrochloride (3.174 g; 38 mmol) in *N,N*-dimethylformamide (65 mL) was added drop wise over 103 min, the cooling bath was removed and the mixture was allowed to react at room temperature for 3h, diluted with ethyl acetate (600 mL) and washed with saturated aqueous ammonium chloride. The organic layer was dried (MgSO₄), filtered and concentrated. After purification by flash chromatography (eluent 25% ethyl acetate in hexane), 4.96 g (75% yield) of compound 2 were obtained.

[0237] ¹H NMR: (400.2 MHz, CDCl₃) δ (ppm): 7.98 (d, J=9.24, 1H); 7.02 (d, J=1.98, 1H); 6.82 (dd, J=1.98 and 9.24, 1H); 6.12 (bs, 2H).

Step 2. 2-Nitro-5-thiophen-2-yl-phenylamine (3).

[0238] A suspension of bromoarene 2 (5.85 g; 26.9 mmol) (or any other haloarene of choice); 2-thiopheneboronic acid (4.56 g, 35.6 mmol); (or the any other arylboronic acid of choice), tri-*o*-tolyl-phosphine (2.69 g; 8.8 mmol) and potassium carbonate (11.1 g; 80 mmol) in degassed

ethyleneglycol dimethylether (70 mL) and water (35 mL), was treated with tetrakis(triphenylphosphine)palladium(0) (2.04 g, 1.77 mmol) and the mixture stirred on a preheated oil bath at 80° C for 18 h, diluted with dichloromethane (300 mL), washed with water, dried (MgSO₄) and concentrated. Purification by flash chromatography (eluent 50 % ether in hexane) afforded compound 3 (5.63g, 95% yield).

[0239] ¹H NMR: (400.2 MHz, DMSO) δ (ppm): 7.97 (d, J=9.0, 1H); 7.69 (dd, J=1.2 and 5.1, 1H); 7.60 (dd, J=1.2 and 3.6, 1H); 7.49 (bs, 2H); 7.27 (d, J=2.0, 1H); 7.18 (dd, J=3.6 and 5.1, 1H); 6.97 (dd, J=2.0 and 9.0, 1H).

Step 3. 4-[(3,4-Dimethoxy-phenylamino)-methyl]-N-(2-nitro-5-thiophen-2-yl-phenyl)-benzamide (5).

[0240] To a solution of nitrophenylamine (3, 460 mg, 2.1 mmol), (or any other nitrophenylamine of choice, 1 eq); 4-[(3,4-dimethoxy-phenylamino)-methyl]-benzoic acid (4, see below), 761 mg, 2.65 mmol) (or any other acid of choice, 1.3 eq) and benzotriazol-1-yloxytris(dimethylamino)phosphonium hexafluorophosphate (BOP) (1095 mg, 2.47 mmol) in pyridine (15 mL), 60% sodium hydride in oil (563 mg, 14.1 mmol) was added portion wise under a stream of nitrogen, and the reaction was allowed to progress at room temperature for 2.5 h and diluted with toluene. Excess of NaH was quenched with acetic acid and the whole mixture was concentrated, re-dissolved in ethyl acetate and washed with a solution of NaHCO₃ in brine, dried (MgSO₄) and concentrated. After purification by flash chromatography (eluent 30% to 75% AcOEt in hexane), 883 mg (1.80 mmol, 86% yield) of amide 5 were obtained.

[0241] ¹H NMR: (400.2 MHz, DMSO) δ (ppm): 10.8 (s, 1H); 8.10 (d, J=2.0, 1H); 8.06 (d, J=8.6, 1H); 7.90 (d, J=8.2, 2H); 7.74 (dd, J=1.0 and 4.9, 1H); 7.72 (dd, J=1.0 and 3.5, 1H); 7.69 (dd, J=2.2 and 8.7, 1H); 7.53 (d, J=8.2, 2H); 7.22 (dd, J=3.5 and 4.9, 1H); 6.64 (d, J=8.6, 1H); 6.31 (d, J=2.0, 1H); 6.01 (t, J=6.1, 1H); 5.98 (dd, J=2.2 and 8.4, 1H); 4.32 (d, J=6.1, 2H); 3.66 (s, 3H); 3.59 (s, 3H).

4-[(3,4-Dimethoxy-phenylamino)-methyl]-benzoic acid (4).

[0242] To a solution of 3,4-dimethoxy-phenylamine (786 mg; 5.13 mmol) and dibutyltin dichloride (219 mg; 0.72 mmol) in ethyleneglycol dimethylether (7 mL), 4-formyl-benzoic acid (748 mg; 4.98 mmol) was added. The suspension was stirred at room temperature for 10 min, treated with phenylsilane (1.0 mL; 7.9 mmol) and the mixture stirred at the same temperature for 12 h. Methanol

and a few drops of water were added, stirred for 5h, concentrated under vacuum, suspended in dichloromethane and stirred for one day at room temperature. After filtration, pure acid 4 (1.13 g; 79% yield) was obtained as a beige solid.

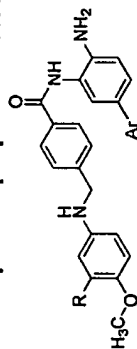
[0243] ^1H NMR: (400.2 MHz, DMSO) δ (ppm): 7.86 (d, J=8.2, 2H); 7.44 (d, J=8.2, 2H); 6.63 (d, J=8.5, 1H); 6.29 (d, J=2.3, 1H); 5.96 (dd, J=2.3, 8.5, 1H); 5.96 (bs, 1H); 4.28 (s, 2H); 3.64 (s, 3H); 3.58 (s, 3H).

Step 4. ***N*-(2-Amino-5-thiophen-2-yl-phenyl)-4-[(3,4-dimethoxy-phenylamino)-methyl]-benzamide (6)**

[0244] A suspension of compound 5 (250 mg, 0.511 mmol) (or any other nitroamide of choice, 1 eq) and tin(II) chloride dihydrate (2.30g, 10.2 mmol) in a 1:1:1 mixture THF/MeOH/water (18 mL) was stirred at 75 °C in a sealed tube for 1h, diluted with ethyl acetate and washed with saturated aqueous solution of NaHCO_3 , dried over Na_2SO_4 and purified by flash chromatography, eluent 20% EtOAc in dichloromethane, to afford 138 mg (59% yield) of the title compound 6.

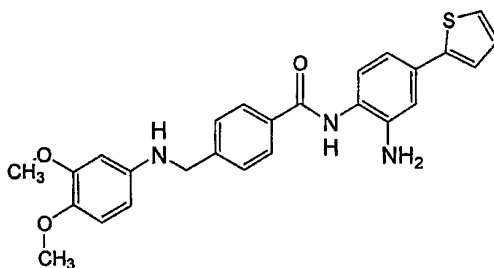
[0245] ^1H NMR: (400.2 MHz, DMSO) δ (ppm): 9.66 (s, 1H); 7.92 (d, J=8.4, 2H); 7.46 (d, J=8.4, 2H); 7.44 (d, J=2.0, 1H); 7.34 (dd, J=1.1; 5.0, 1H); 7.27 (dd, J=2.0; 8.2, 1H); 7.22 (dd, J=1.1 and 3.6, 1H); 7.03 (dd, J=3.6, 5.0, 1H); 6.78 (d, J=8.5, 1H); 6.64 (d, J=8.5, 1H); 6.31 (d, J=2.5, 1H); 6.01-5.97 (m, 2H); 5.14 (bs, 2H); 4.30 (d, J=6.1, 2H); 3.66 (s, 3H); 3.58 (s, 3H).

Table 2
Characterization of compounds prepared according to Scheme 1



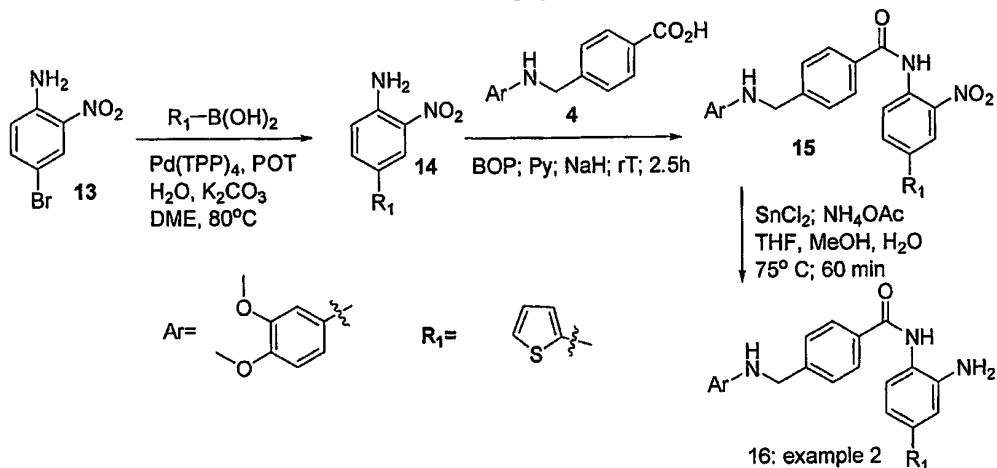
| Cpd | Ex | R | Ar | Name | Characterization |
|-----|----|-----|----|--|---|
| 7 | 1a | OMe | | N-(2-Amino-5-thiophen-3-ylphenyl)-4-[(3,4-dimethoxyphenylamino)methyl]benzamide | ¹ H NMR: (DMSO) δ (ppm): 9.66 (s, 1H), 7.93 (d, J = 8.4 Hz, 2H), 7.55-7.53 (m, 2H), 7.49-7.43 (m, 3H), 7.39 (dd, J = 4.7, 1.6 Hz, 1H), 7.33 (dd, J = 8.2, 2.2 Hz, 1H), 6.79 (d, J = 8.4 Hz, 1H), 6.64 (d, J = 8.6 Hz, 1H), 6.31 (d, J = 2.7 Hz, 1H), 6.00-5.75 (m, 2H), 5.01 (s, 2H), 4.30 (d, J = 6.1 Hz, 2H), 3.66 (s, 3H), 3.59 (s, 3H). MS: (calc.) 459.2; (obt.) 460.5 (MH) ⁺ . |
| 8 | 1b | OMe | | N-(2-Amino-5-furan-3-ylphenyl)-4-[(3,4-dimethoxyphenylamino)methyl]benzamide | ¹ H NMR: (DMSO) δ (ppm): 9.65 (s, 1H), 7.94-7.91 (m, 3H), 7.64 (s, 1H), 7.46 (d, J = 7.4 Hz, 2H), 7.36 (s, 1H), 7.21 (d, J = 7.4 Hz, 1H), 6.79-6.76 (m, 2H), 6.64 (d, J = 8.4 Hz, 1H), 6.31 (s, 1H), 6.01-5.97 (m, 2H), 4.96 (s, 2H), 4.30 (d, J = 4.3 Hz, 2H), 3.66 (s, 3H), 3.59 (s, 3H). MS: (calc.) 443.2; (obt.) 444.5 (MH) ⁺ . |
| 9 | 1c | OMe | | N-(4-Amino-biphenyl-3-yl)-4-[(3,4-dimethoxyphenylamino)methyl]benzamide | ¹ H NMR: (DMSO) δ (ppm): 9.66 (s, 1H), 7.93 (d, J = 8.0 Hz, 2H), 7.54-7.46 (m, 5H), 7.37 (dd, J = 7.7, 7.7 Hz, 2H), 7.31 (dd, J = 8.4, 2.3 Hz, 1H), 7.22 (dd, J = 7.2, 7.2 Hz, 1H), 6.84 (d, J = 8.4 Hz, 1H), 6.64 (d, J = 8.6 Hz, 1H), 6.31 (d, J = 2.5 Hz, 1H), 6.00-5.97 (m, 2H), 5.08 (s, 2H), 4.30 (d, J = 6.1 Hz, 2H), 3.66 (s, 3H), 3.59 (s, 3H). MS: (calc.) 453.2; (obt.) 454.5 (MH) ⁺ . |
| 10 | 1d | OMe | | N-(2-Amino-5-benzolbithiophen-2-yl-phenyl)-4-[(3,4-dimethoxyphenylamino)methyl]benzamide | ¹ H NMR: (DMSO) δ (ppm): 9.67 (s, 1H), 7.94 (d, J = 8.4 Hz, 2H), 7.87 (d, J = 8.0, 1H), 7.73 (d, J = 7.6 Hz, 1H), 7.58 (d, J = 2.3 Hz, 1H), 7.55 (s, 1H), 7.48 (d, J = 8.0 Hz, 2H), 7.41 (dd, J = 8.3, 2.3 Hz, 1H), 7.32 (ddd, J = 7.4, 7.4, 1.2 Hz, 1H), 7.25 (ddd, J = 7.5, 7.5, 1.2 Hz, 1H), 6.83 (d, J = 8.4 Hz, 1H), 6.64 (d, J = 8.6 Hz, 1H), 6.32 (d, J = 2.5 Hz, 1H), 6.00-5.97 (m, 2H), 5.32 (s, 2H), 4.31 (d, J = 6.3 Hz, 2H), 3.66 (s, 3H), 3.59 (s, 3H). MS: (calc.) 509.2; (obt.) 510.5 (MH) ⁺ . |
| 11 | 1e | OMe | | 2-(4-Amino-3-(4-[(3,4-dimethoxyphenylamino)methyl]benzoylamino)phenyl)pyrrole-1-carboxylic acid tert-butyl ester | ¹ H NMR: (DMSO) δ (ppm): 9.60 (s, 1H), 7.89 (d, J = 8.2 Hz, 2H), 7.46 (d, J = 8.2 Hz, 2H), 7.23 (dd, J = 3.3, 1.8 Hz, 1H), 7.14 (d, J = 2.0 Hz, 1H), 6.91 (dd, J = 8.2, 2.2 Hz, 1H), 6.74 (d, J = 8.2 Hz, 1H), 6.64 (d, J = 8.6 Hz, 1H), 6.31 (d, J = 2.5 Hz, 1H), 6.20 (t, J = 6.5 Hz, 1H), 6.08 (dd, J = 3.3, 1.8 Hz, 1H), 5.99-5.96 (m, 2H), 5.00 (s, 2H), 4.29 (d, J = 6.1 Hz, 2H), 3.65 (s, 3H), 3.58 (s, 3H), 1.35 (s, 9H). MS: (calc.) 542.3; (obt.) 543.5 (MH) ⁺ . |
| 12 | 1f | F | | N-(2-Amino-5-thiophen-2-ylphenyl)-4-[(3-fluoromethoxyphenylamino)methyl]benzamide | ¹ H NMR (400 MHz, DMSO d ₆): 9.64 (s, 1H), 7.92 (d, 2H, J=8.2 Hz); 7.45 (d, 2H, J=8.2 Hz); 7.43 (s, 1H); 7.35 (dd, 1H, J=1.0, 5.1 Hz); 7.27 (dd, 1H, J=2.2, 8.4 Hz); 7.21 (dd, 1H, J=1.2, 3.5 Hz); 7.02 (dd, 1H, J=3.7, 5.1 Hz); 6.85 (t, 1H, J=8.9 Hz); 6.78 (d, 1H, J=8.2 Hz); 6.40 (dd, 1H, J=2.7, 14.0 Hz); 6.31-6.28 (m, 1H); 6.23 (bt, 1H, J=6.2 Hz); 5.13 (s, 2H); 4.30 (d, 2H, J=6.0 Hz); 3.66 (s, 3H). |

Example 2



N-[2-amino-4-(2-thienyl)phenyl]-4-[[[3,4-dimethoxyphenyl]amino]methyl]benzamide (16)

Scheme 2



Step 1. 2-Nitro-4-thiophen-2-yl-phenylamine (14)

[0246] Following the same procedure as described in Example 1, Step 2, but substituting compound 1 for compound 13, the title compound 14 was obtained in 89% yield.

[0247] $^1\text{H NMR}$: (400.2 MHz, DMSO) δ (ppm): 8.11 (d, $J=2.15$, 1H); 7.73 (dd, $J=2.15$, 8.8, 1H); 7.59 (bs, 2H); 7.45 (dd, $J=1.1$, 5.4, 1H); 7.40 (dd, $J=1.1$, 3.8, 1H); 7.09 (m, 1H); 7.08 (dd, $J=5.6$, 8.8, 1H).

Step 2. 4-[[[3,4-Dimethoxy-phenylamino]-methyl]-N-(2-nitro-4-thiophen-2-yl-phenyl)-benzamide (15)

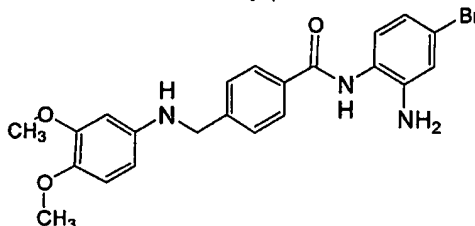
[0248] Following the same procedure as described in Example 1, Step 3, but substituting compound 3 for compound 14, the title compound was obtained in 68% yield. $^1\text{H NMR}$: (400.2 MHz, DMSO) δ (ppm): 10.7 (s, 1H); 8.19 (d, $J=2.0$, 1H); 8.00 (dd, $J=1.7$, 8.6, 1H); 7.89 (d, $J=8.0$, 2H); 7.80 (d, $J=8.4$, 1H); 7.67 (d, $J=3.8$, 1H); 7.64 (d, $J=5.1$, 1H); 7.51 (d, $J=8.0$, 2H); 7.18 (t, $J=3.8$,

1H); 6.64 (d, J=8.6, 1H); 6.31 (d, J=2.4, 1H); 6.31-5.96 (m, 2H); 4.31 (d, J=6.1, 2H); 3.66 (s, 3H); 3.59 (s, 3H).

Step 3. *N*-(2-Amino-4-thiophen-2-yl-phenyl)-4-[(3,4-dimethoxy-phenylamino)-methyl]-benzamide (16)

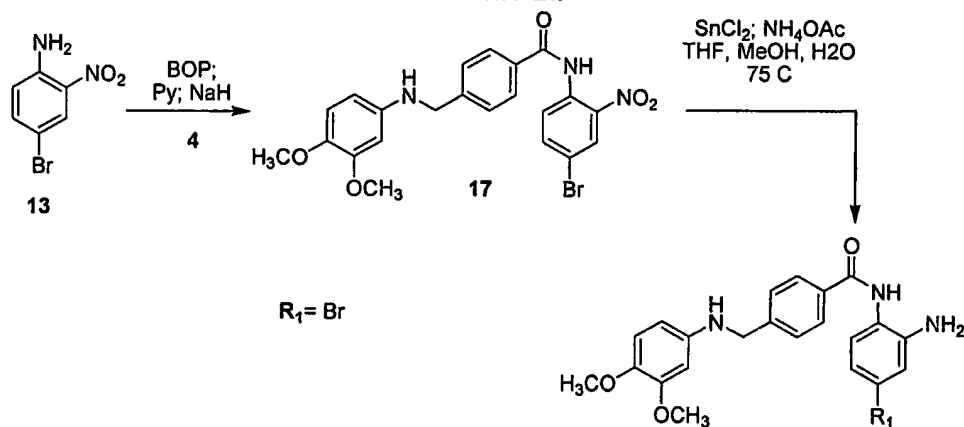
[0249] Following the same procedure as described in Example 1, Step 4, but substituting compound 5 for compound 15, the title compound was obtained in 47% yield. ¹H NMR: (400.2 MHz, DMSO) δ (ppm): 9.59 (s, 1H); 7.90 (d, J=8.0, 2H); 7.46 (d, J=8.0, 2H); 7.45 (d, J=1.1, 1H); 7.34 (dd, J=1.1, 3.5, 1H); 7.20 (d, J=8.1, 1H); 7.09 (dd, J= 3.5, 4.9, 1H); 6.89 (dd, J=2.2, 8.1, 1H); 6.64 (d, J=8.6, 1H); 6.32 (d, J=2.5, 1H); 6.00-5.97 (m, 2H); 5.07 (bs, 2H); 4.30 (d, J=6.1, 2H); 3.66 (s, 3H); 3.59 (s, 3H).

Example 3



N-(2-amino-4-bromophenyl)-4-[(3,4-dimethoxyphenyl)amino]methylbenzamide (18)

Scheme 2a



18: example 3

N-(4-Bromo-2-nitro-phenyl)-4-[(3,4-dimethoxy-phenylamino)-methyl]-benzamide (17).

[0250] Following the same procedure as described in Example 2, Step 2, but substituting compound 14 for compound 13, the compound 17 was obtained in 92% yield. ¹H NMR: (400.2 MHz,

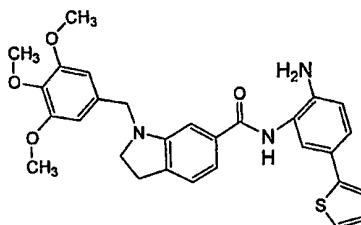
DMSO) δ (ppm): 10.72 (s, 1H); 8.17 (d, J=2.0, 1H); 7.96 (dd, J=2.0, 8.6, 1H); 7.86 (d, J=7.9, 2H); 7.69 (d, J= 8.6, 1H); 7.51 (d, J=7.9, 2H); 6.63 (d, J=8.4, 1H); 6.32 (d, J=2.0, 1H); 6.01-5.96 (m, 2H); 4.31 (d, J=5.9, 2H); 3.65 (s, 3H); 3.58 (s, 3H).

N-(2-Amino-4-bromo-phenyl)-4-[(3,4-dimethoxy-phenylamino)-methyl]-benzamide (18)

[0251] Following the same procedures as described in Example 2, Steps 3, but substituting compound 15 for compound 17, the compound 18 was obtained in 46% yield.

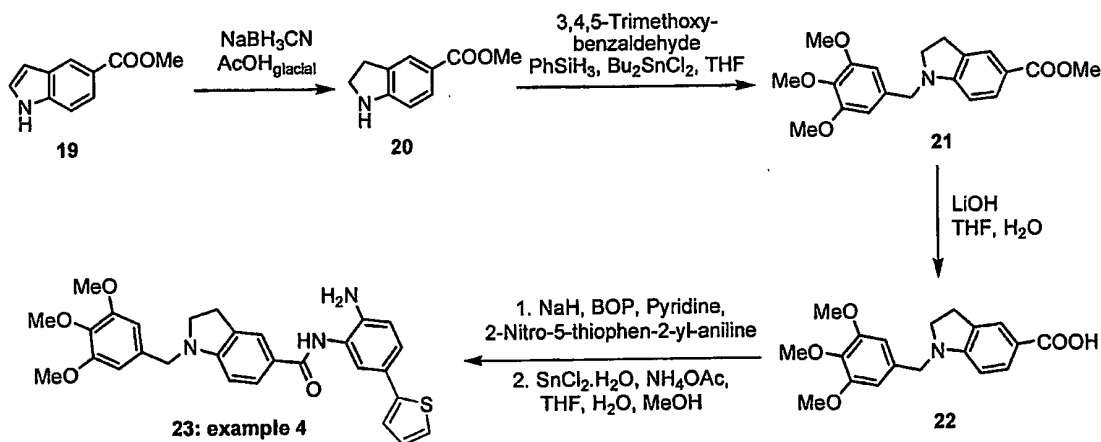
^1H NMR, (400.2 MHz, DMSO) δ (ppm): 9.55 (s, 1H), 7.89 (d, J = 8.2 Hz, 2H), 7.45 (d, J = 8.4 Hz, 2H), 7.07 (d, J = 8.4 Hz, 1H), 6.92 (d, J = 2.3 Hz, 1H), 6.69 (dd, J = 8.4, 2.3 Hz, 1H), 6.63 (d, J = 8.4 Hz, 1H), 6.30 (d, J = 2.5 Hz, 1H), 6.00-5.96 (m, 2H), 5.22 (s, 2H), 4.29 (d, J = 6.3 Hz, 2H), 3.65 (s, 3H), 3.58 (s, 3H). MS: (calc.) 455.1; (obt.) 456.4, 458.4 (MH) $^+$.

Example 4



N-[2-amino-5-(2-thienyl)phenyl]-1-(3,4,5-trimethoxybenzyl)indoline-6-carboxamide (23)

Scheme 3



Step 1: Methyl 2,3-Dihydro-1H-indole-5-carboxylate (20).

[0252] To a cold solution of methyl indole-5-carboxylate (2 g, 11.4 mmol) in glacial acetic acid at 0°C (15 ml) sodium cyanoborohydride (1.075 g, 17.1 mmol) was slowly added. The mixture was

allowed to warm-up and stirred at room temperature for one more hour, cooled again to 0°C and quenched with H₂O. The pH of the resultant solution was adjusted to the value of 12 by adding aqueous NaOH, extracted with DCM, washed with brine and dried over MgSO₄. The dried extract was concentrated in vacuum and purified by flash chromatography (eluent 30% EtOAc in hexane) to give the title compound 20 (1.62 g, 80%) as a beige solid. ¹H-NMR (DMSO) δ: 2.94 (t, J = 8.6 Hz, 2H); 3.51 (dt, J = 1.2, 8.6 Hz, 2H); 3.71 (s, 3H); 6.42 (d, J = 8.0 Hz, 2H); 7.54 (m, 2H).

Step 2: Methyl 1-(3,4,5-Trimethoxy-benzyl)-2,3-dihydro-1H-indole-5-carboxylate (21)

[0253] To a solution of 20 (300 mg, 1.69 mmol), 3,4,5-trimethoxybenzaldehyde (365 mg, 1.86 mmol) and dibutyltin dichloride (51 mg, 0.17 mmol) in THF (8 mL) was added phenylsilane (229 μL, 1.86 mmol). The mixture was stirred overnight at room temperature under nitrogen. Additional aldehyde and phenylsilane were added and the stirring continued until starting material was consumed. THF was evaporated in vacuum and the residue was purified by flash chromatography (eluent 20% EtOAc in hexane). The compound was further purified by re-crystallization in a mixture EtOAc/hexane and finally by a second flash chromatography (eluent 20% EtOAc in hexane) to give the title compound 21 (428 mg, 71%) as a white solid. ¹H-NMR (DMSO) δ: 2.96 (t, J = 8.4 Hz, 2H); 3.45 (t, J = 8.7 Hz, 2H); 3.61 (s, 3H); 3.71 (s, 6H); 3.72 (s, 3H); 4.30 (s, 2H); 6.59 (s, 2H); 6.61 (d, J = 8.4 Hz, 1H), 7.54 (d, J = 1.6 Hz, 1H); 7.63 (dd, J = 1.8, 8.4 Hz, 1H).

Step 3: 1-(3,4,5-Trimethoxy-benzyl)-2,3-dihydro-1H-indole-5-carboxylic acid (22).

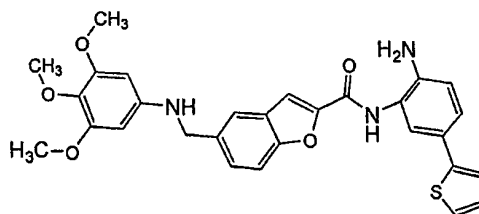
[0254] A solution of LiOH x H₂O (75 mg, 1.78 mmol) in H₂O (5ml) was added to a solution of ester 21 (426 mg, 1.19 mmol) in THF (5 ml). The mixture was stirred at room temperature overnight. THF was removed in vacuum and the remained aqueous solution was acidified to pH 1 using 1N HCl. A precipitate formed which was collected by filtration, washed with H₂O and dried to give the title compound 22 as a white solid, (320 mg, 78%). ¹H-NMR (DMSO) δ: 2.96 (t, J = 8.6 Hz, 2H); 3.43 (t, J = 8.6 Hz, 2H); 3.62 (s, 3H); 3.72 (s, 6H); 4.29 (s, 2H); 6.58 (s, 1H); 6.60 (s, 2H); 7.53 (s, 1H); 7.61 (d, J = 8.8 Hz, 1H).

Steps 4 and 5. 1-(3,4,5-Trimethoxy-benzyl)-2,3-dihydro-1H-indole-6-carboxylic acid (2-amino-5-thiophen-2-yl-phenyl)-amide (23)

[0255] Following the procedures described in Example 1, steps 3 and 4, the title compound 23 was obtained as a yellow solid (294 mg, 41%). ¹H NMR: (DMSO) δ (ppm): 9.37 (s, 1H), 7.73 (d, J = 8.4 Hz, 1H), 7.70 (s, 1H), 7.44 (d, J = 2.0 Hz, 1H), 7.33 (d, J = 5.1 Hz, 1H), 7.25 (dd, J = 8.2, 2.0

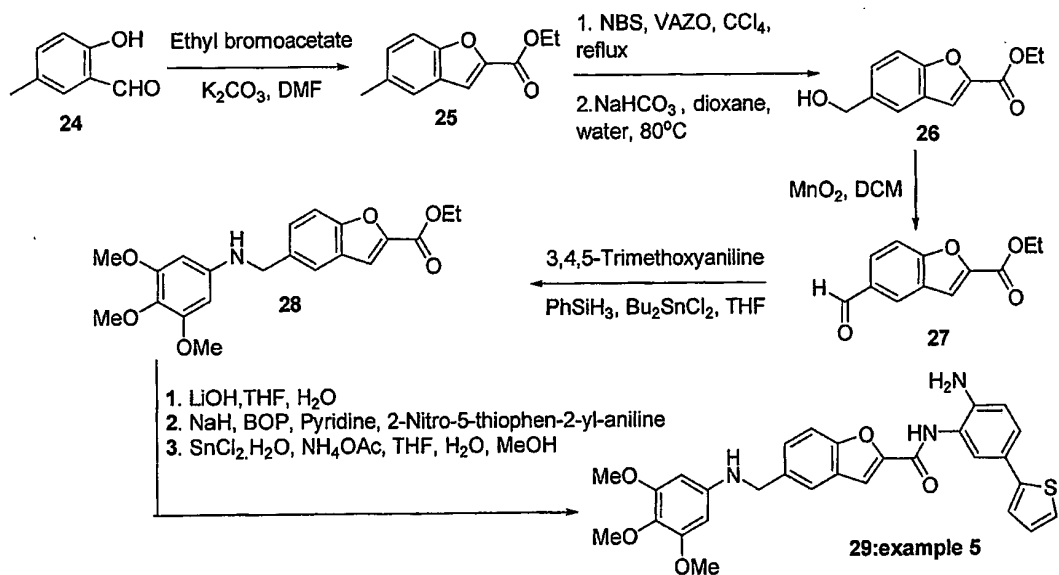
Hz, 1H), 7.22 (d, J = 3.3 Hz, 1H), 7.03 (dd, J = 4.2, 4.2 Hz, 1H), 6.78 (d, J = 8.4 Hz, 1H), 6.66 (d, J = 8.2 Hz, 1H), 6.64 (s, 2H), 5.06 (s, 2H), 4.32 (s, 2H), 3.75 (s, 6H), 3.64 (s, 3H), 3.45 (t, J = 8.3 Hz, 2H), 3.00 (t, J = 8.5 Hz, 2H). MS: (calc.) 515.2; (obt.) 513.7 (MH)⁺.

Example 5



N-[2-amino-5-(2-thienyl)phenyl]-5-[[[3,4,5-trimethoxyphenyl]amino]methyl]-1-benzofuran-2-carboxamide (29)

Scheme 4



Step 1: Ethyl 5-Methyl-benzofuran-2-carboxylate (25).

[0256] To a stirred suspension of 2-hydroxy-5-methylbenzaldehyde (5 g, 36.7 mmol) and K₂CO₃ (12.7 g, 91.8 mmol) in DMF (30 mL), ethyl bromoacetate (4.07 ml, 36.7 mmol) was added dropwise. This mixture was allowed to stir for two hours under nitrogen at room temperature, and was then heated to 80°C and stirred overnight. The reaction was quenched with H₂O to form a precipitate which was collected by filtration and purified by flash chromatography (eluent 5% EtOAc in hexane) to

give the title compound 25 (2.30 g, 31%). $^1\text{H-NMR}$ (CDCl_3) δ : 1.45 (t, $J=7.0$ Hz, 3H); 2.47 (s, 3H); 4.45 (q, $J=7.0$ Hz, 2H); 7.26 (m, 1H); 7.46 (m, 3H).

Steps 2-3. **5-Hydroxymethyl-benzofuran-2-carboxylic acid ethyl ester (26).**

[0257] A mixture of the ester 25 (2.26 g, 11.1 mmol), *N*-bromosuccinimide (2.37 g, 13.3 mmol) and VAZO (271 mg, 1.11 mmol) was refluxed overnight in CCl_4 (50 mL) under nitrogen. The reaction mixture was cooled to the room temperature, diluted with dichloromethane and washed with water. The organic layer was dried over anhydrous MgSO_4 and concentrated in vacuum. The residue was purified by flash chromatography (eluent 5% EtOAc in hexane) to give ethyl 5-bromomethyl-benzofuran-2-carboxylate. This compound was dissolved in dioxane (20 ml) and a solution of NaHCO_3 (1.76 g, 20.9 mmol) in water (20 ml) was added. The reaction was stirred at 80°C during 16 h. The solvent was evaporated and the product was dissolved in EtOAc and washed with brine. The organic layer was dried over anhydrous MgSO_4 and concentrated in vacuum. The residue was purified by flash chromatography (eluent 20-40% EtOAc in hexane) to give the title compound 26 (2.55 g, 61%) as a white solid. $^1\text{H-NMR}$ (DMSO) δ : 7.74 (d, $J = 1.0$ Hz, 1H), 7.71-7.70 (m, 1H), 7.65 (d, $J = 8.6$ Hz, 1H), 7.44 (dd, $J = 8.6, 1.8$ Hz, 1H), 5.31 (t, $J = 5.8$ Hz, 1H), 4.59 (d, $J = 5.7$ Hz, 2H), 4.35 (q, $J=7.1$ Hz, 2H); 1.34 (t, $J = 7.0$, 3H).

Step 4: **Ethyl 5-Formyl-benzofuran-2-carboxylate (27).**

[0258] To a solution of the compound 26 (2.53 g, 11.49 mmol) in DCM (70 ml) was added MnO_2 (9.99 g, 114.9 mmol). The reaction mixture was stirred at room temperature for 16 h and then filtered through a celite pad. The filtrate was concentrated in vacuum to give the title compound 27 (2.19 g, 87%) as a white solid. $^1\text{H-NMR}$ (DMSO) δ : 10.07 (s, 1H), 8.40-8.39 (m, 1H), 8.03 (dd, $J = 8.6, 1.6$ Hz, 1H), 7.93-7.92 (m, 2H), 4.38 (q, $J=7.1$ Hz, 2H); 1.35 (t, $J = 7.0$, 3H).

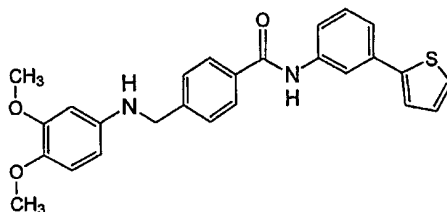
Step 5: **5-[(3,4,5-Trimethoxy-phenylamino)-methyl]-benzofuran-2-carboxylic acid ethyl ester (28).**

[0259] Following the same procedure as described in Example 4, Step 2, but substituting compound 20 and 3,4,5-trimethoxybenzaldehyde for 3,4,5-trimethoxyaniline and compound 27, the title compound was obtained in 99% yield. $^1\text{H NMR}$: (DMSO) δ (ppm): 7.75 (d, $J = 1.0$ Hz, 1H), 7.73 (d, $J = 1.0$ Hz, 1H), 7.66 (d, $J = 8.6$ Hz, 1H), 7.51 (dd, $J = 8.6, 1.8$ Hz, 1H), 6.11 (t, $J = 6.1$ Hz, 1H), 5.89 (s, 2H), 4.37-4.32 (m, 4H), 3.63 (s, 6H), 3.49 (s, 3H), 1.33 (t, $J = 7.0$, 3H).

Steps 6-8: **5-[[3,4,5-Trimethoxy-phenylamino)-methyl]-benzofuran-2-carboxylic acid (2-amino-5-thiophen-2-yl-phenyl)-amide (29)**

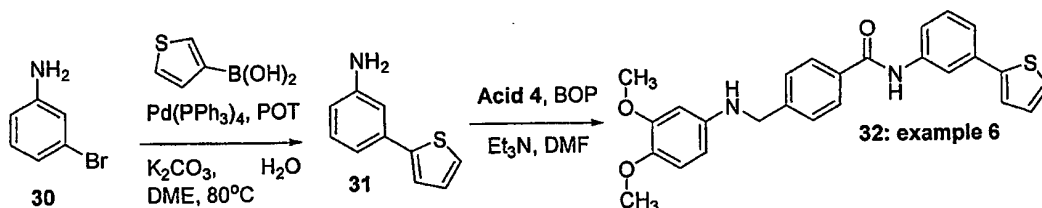
[0260] Following the same procedure as described in Example 4 step 3 and then the procedures described in Example 1, steps 3 and 4, the title compound 29 was obtained as an orange solid in 73% yield. ¹H NMR: (DMSO) δ (ppm): 9.92 (s, 1H), 7.77 (d, J = 1.0 Hz, 1H), 7.70 (s, 1H), 7.65 (d, J = 8.6 Hz, 1H), 7.49 (dd, J = 8.6, 1.8 Hz, 1H), 7.46 (d, J = 2.2 Hz, 1H), 7.34 (dd, J = 5.1, 1.0 Hz, 1H), 7.30 (dd, J = 8.2, 2.2 Hz, 1H), 7.23 (dd, J = 3.5, 1.2 Hz, 1H), 7.04 (dd, J = 5.1, 3.5 Hz, 1H), 6.80 (d, J = 8.4 Hz, 1H), 6.12 (t, J = 5.8 Hz, 1H), 5.91 (s, 2H), 4.35 (d, J = 5.9 Hz, 2H), 3.64 (s, 6H), 3.50 (s, 3H). MS: (calc.) 529.2; (obt.) 530.7 (MH)⁺.

Example 6



4-[[3,4-dimethoxyphenyl]amino]methyl-N-[3-(2-thienyl)phenyl]benzamide (32)

Scheme 5



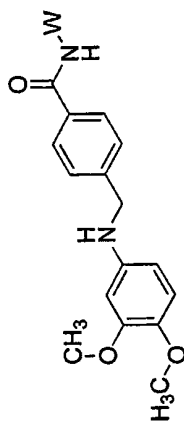
Step 1: 3-Thiophen-2-yl-phenylamine (31).

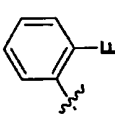
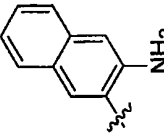
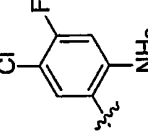
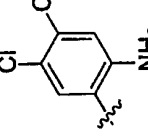
[0261] Following the same procedure as described in Example 1 step 2, but substituting compound 2 for compound 30, the title compound 31 was obtained in 50% yield. ¹H NMR: (DMSO) δ (ppm): 7.45 (dd, J = 5.1, 1.2 Hz, 1H), 7.32 (dd, J = 3.7, 1.2 Hz, 1H), 7.07 (dd, J = 3.7, 1.2 Hz, 1H), 7.02 (dd, J = 7.7, 7.7 Hz, 1H), 6.81 (dd, J = 1.9, 1.9 Hz, 1H), 6.78 (ddd, J = 7.4, 1.6, 0.8 Hz, 1H), 6.48 (ddd, J = 8.0, 2.3, 1.0 Hz, 1H), 5.20 (s, 2H). MS: (calc.) 176.4; (obt.) 175.1 (MH)⁺.

Step 2: **4-[(3,4-Dimethoxy-phenylamino)-methyl]-N-(3-thiophen-2-yl-phenyl)-benzamide (32).**

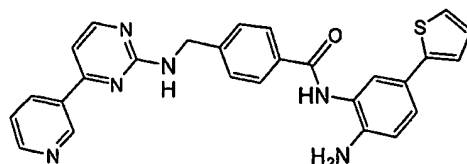
[0262] To a stirred solution of 31 (122 mg, 0.696 mmol), acid 4 (182 mg, 0.633 mmol) and BOP (308 mg, 0.696 mmol) in DMF (4 ml) was added Et₃N (265 μ l, 1.90 mmol). The reaction was stirred 3 h at room temperature under nitrogen, quenched with H₂O and evaporated. The residue was extracted with ethyl acetate, washed with saturated solutions of NH₄Cl, NaHCO₃ and brine. The organic layer was dried over anhydrous MgSO₄ and concentrated in vacuum to form a material which was purified by flash chromatography (eluent 40% EtOAc in hexane) to give the title compound 32 (70 mg; 25%) as a yellow solid. ¹H NMR: (DMSO) δ (ppm): 10.25 (s, 1H), 8.09-8.08 (m, 1H), 7.73 (ddd, J = 7.6, 3.7, 3.7 Hz, 1H), 7.54 (dd, J = 5.1, 1.0 Hz, 1H), 7.49 (d, J = 8.2 Hz, 2H), 7.45 (dd, J = 3.7, 1.2 Hz, 1H), 7.42-7.32 (m, 2H), 7.13 (dd, J = 5.1, 3.7 Hz, 1H), 6.64 (d, J = 8.6 Hz, 1H), 6.31 (d, J = 2.5 Hz, 1H), 6.00-5.97 (m, 2H), 4.31 (d, J = 6.1 Hz, 2H), 3.65 (s, 3H), 3.59 (s, 3H). MS: (calc.), 444.2; (obt.) 445.5 (MH)⁺.

Table 3
Characterization of compounds prepared according to Scheme 5



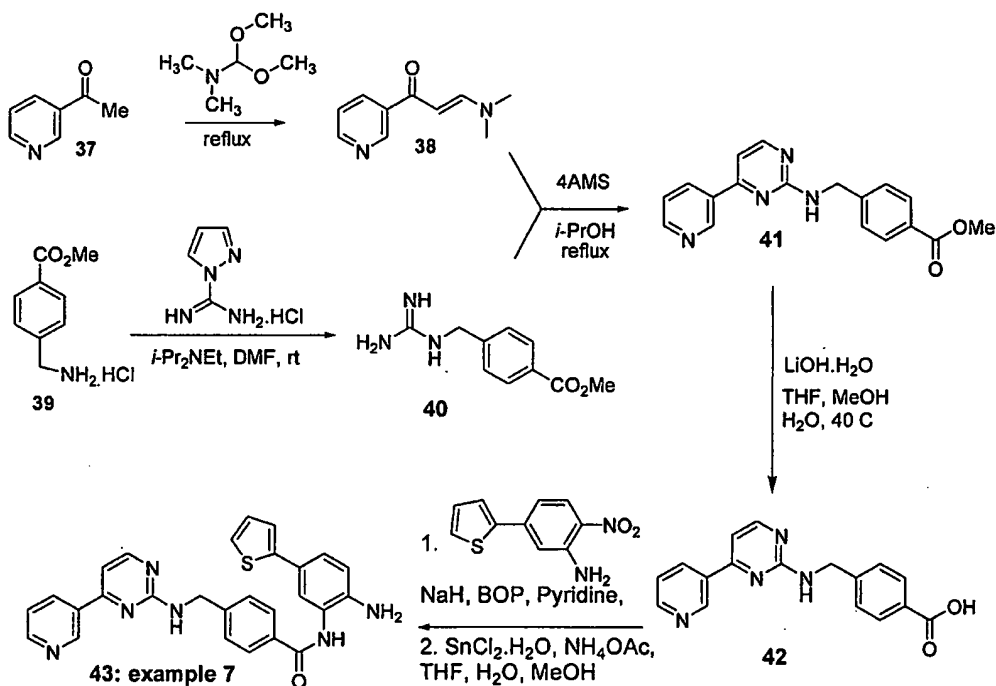
| Cpd | Example | W | Name | Characterization |
|-----|---------|---|---|--|
| 33 | 6a |  | 4-[(3,4-Dimethoxy-phenylamino)-methyl]N-(2-fluoro-phenyl)-benzamide | ¹ H NMR (400 MHz, DMSO d ₆): 10.07 (s, 1H); 7.98 (d, 2H, J=8.3 Hz); 7.64 (t, 1H, J=7.5 Hz); 7.55 (d, 2H, J=8.0 Hz); 7.35-7.27 (m, 3H); 6.71 (d, 1H, J=8.8 Hz); 6.38 (s, 1H); 6.05 (d, 1H, J=8.8 Hz); 5.80 (d, 1H, J=3.5 Hz); 4.36 (s, 2H), 3.71 (s, 3H); 3.65 (s, 3H). |
| 34 | 6b |  | N-(3-Amino-naphthalen-2-yl)-4-[(3,4-dimethoxy-phenylamino)-methyl]-benzamide | ¹ H NMR (400 MHz, DMSO d ₆): 9.71 (s, 1H); 7.94 (d, 2H, J=8.2 Hz); 7.82 (s, 1H); 7.63 (d, 1H, J=7.6 Hz); 7.52 (d, 1H, J=7.82 Hz); 7.48 (d, 2H, J=8.4 Hz); 7.28-7.24 (m, 1H); 7.14-7.10 (m, 1H); 7.05 (s, 1H); 6.64 (d, 1H, J=8.6 Hz); 6.32 (d, 1H, J=2.5 Hz); 6.03-5.97 (m, 2H); 5.24 (s, 2H); 4.30 (d, 2H, J=6.26 Hz), 3.65 (s, 3H); 3.58 (s, 3H). |
| 35 | 6c |  | N-(2-Amino-5-chloro-4-fluoro-phenyl)-4-[(3,4-dimethoxy-phenylamino)-methyl]-benzamide | ¹ H NMR (400 MHz, DMSO d ₆): 9.53(s, 1H); 7.88 (d, 2H, J=8.2 Hz); 7.45 (d, 2H, J=8.4 Hz); 7.27 (d, 1H, J=8.0 Hz); 6.67(d, 1H, J=11.5Hz); 6.30 (d, 1H, J=2.5 Hz); 5.98-5.95 (m, 2H); 5.40 (s, 2H); 4.29 (d, 2H, J=6.4Hz), 3.64 (s, 3H); 3.58 (s, 3H). |
| 36 | 6d |  | N-(2-Amino-4,5-dichloro-phenyl)-4-[(3,4-dimethoxy-phenylamino)-methyl]-benzamide | ¹ H NMR (400 MHz, DMSO d ₆): 9.53(s, 1H); 7.88 (d, 2H, J=8.0 Hz); 7.44 (d, 2H, J=8.2 Hz); 7.27 (d, 1H, J=8.0 Hz); 6.63(d, 1H, J=8.4Hz); 6.30 (d, 1H, J=2.0 Hz); 5.60-5.96 (m, 2H); 5.40 (s, 2H); 4.27 (d, 2H, J=6.0Hz), 3.65 (s, 3H); 3.57 (s, 3H). |

Example 7



***N*-[2-amino-5-(2-thienyl)phenyl]-4-[[[4-pyridin-3-ylpyrimidin-2-yl]amino]methyl]benzamide
(43)**

Scheme 6

Step 1: **3-Dimethylamino-1-pyridin-3-yl-propenone (38)**

[0263] A stirred solution of 3-acetylpyridine (37, 30.0 g, 247.6 mmol) and *N,N*-dimethylformamide dimethylacetal (65.8 ml, 495.2 mmol) was refluxed under nitrogen for 4h. The reaction mixture was concentrated to dryness and 50 ml of diethyl ether were added to give a brown suspension. The solid was separated by filtration, rinsed with Et₂O and dried to afford the title compound 38 (36.97 g, 85% yield) as an orange crystalline solid. ¹H NMR (400 MHz, CDCl₃) δ(ppm): 9.08 (d, *J* = 2.2 Hz, 1H), 8.66 (dd, *J* = 4.9, 1.4 Hz, 1H), 8.26-8.23 (m, 1H), 7.85 (d, *J* = 12.1 Hz, 1H), 7.40 (dd, *J* = 7.8, 4.9 Hz, 1H), 5.68 (d, *J* = 12.1 Hz, 1H), 3.20 (s, 3H), 2.97 (s, 3H).

Step 2: Methyl (4-guanidinomethyl)benzoate (40)

[0264] To a stirred suspension of methyl 4-aminomethyl-benzoate hydrochloride (39, 15.7 g, 77.8 mmol) and diisopropylethylamine (29.5 ml, 171.2 mmol) in DMF (85.6 ml) at room temperature under nitrogen was added pyrazole-1-carboxamide hydrochloride (12.55 g, 85.6 mmol). After 4 h the reaction mixture as a clear solution was concentrated to dryness under vacuum and saturated aqueous solution of NaHCO₃ (35 ml) was added to give a suspension. The solid was separated by filtration and washed with cold water. The mother liquor was concentrated to produce additional amount of a solid material which was also collected by filtration. Both solids were combined, triturated with H₂O (50 ml), filtered off, washed with cold H₂O and diethyl ether, and dried to afford the title compound 40 (12.32 g, 77% yield) as a white crystalline solid. ¹H NMR: (400 MHz, DMSO-d₆) δ (ppm): 9.20-8.00 (m, 4H), AB system (δ_A = 7.91, δ_B = 7.39, J_{AB} = 8.2 Hz, 4H), 4.39 (bs, 2H), 3.83 (s, 3H).

Step 3: Methyl 4-[(4-pyridin-3-yl-pyrimidin-2-ylamino)-methyl]-benzoate (41)

[0265] To a stirred suspension of compounds 38 (0.394 g, 1.9 mmol) and 40 (0.402 g, 2.3 mmol) in isopropyl alcohol (3.8 ml) at room temperature under nitrogen were added molecular sieves (0.2 g, 4Å, powder). The reaction mixture was refluxed for 5h. MeOH (50 ml) was added, and the reaction mixture was brought to reflux again. A cloudy solution formed which was filtered through a celite pad, filtrate was concentrated to dryness and the residue was triturated with ethyl acetate (3 ml), filtered off and dried to afford the title compound 41 (0.317g, 52%) as a white crystalline solid. ¹H NMR (400 MHz, DMSO-d₆) δ (ppm): 9.17 (bs, 1H), 8.64 (m, 1H), 8.38 (m, 2H), 7.98 (t, J = 6.3 Hz, 1H), 7.88 (m, 2H), 7.48 (m, 3H), 7.24 (d, J = 5.1 Hz, 1H), 4.64 (d, J = 6.1 Hz, 2H), 3.81 (s, 3H).

Step 4: 4-[(4-Pyridin-3-yl-pyrimidin-2-ylamino)-methyl]-benzoic acid (42)

[0266] To a stirred solution of 41 (3.68 g, 11.5 mmol) in a mixture of THF (23 ml) and MeOH (23 ml) was added a solution of LiOH.H₂O (1.06 g, 25.3 mmol) in water (11.5 ml) at room temperature. The reaction mixture was stirred at 40°C overnight, cooled to the room temperature, and an aqueous solution of HCl (12.8 ml, 2N) was added (pH ~ 4-5). The mixture was concentrated to dryness; the formed solid was triturated with water, filtered off, washed with minimum H₂O and dried to afford the title compound 42 (3.44 g, 95%) as a white solid. ¹H NMR (400 MHz, DMSO-d₆) δ(ppm): 12.83 (bs, 1H), 9.23 (bs, 1H), 8.73-8.66 (m, 1H), 8.46-8.36 [m, included at 8.42 (d, J = 5.1 Hz), 2H], 8.02 (t, J

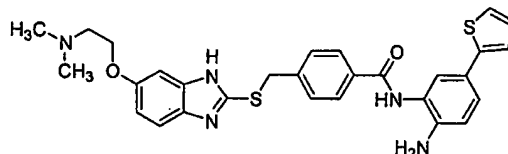
= 6.3 Hz, 1H), 7.91 (d, J = 8.2 Hz, 2H), 7.60-7.40 (m, 3H), 7.28 (d, J = 5.1 Hz, 1H), 4.67 (d, J = 6.3 Hz, 2H).

Step 5: *N*-(2-Amino-5-thiophen-2-yl-phenyl)-4-[(4-pyridin-3-yl-pyrimidin-2-ylamino)-methyl]-benzamide (43)

[0267] Following the same procedure as described in Example 1, Steps 3-4, but substituting compound 4 for compound 42, the title compound was obtained in 62% yield.

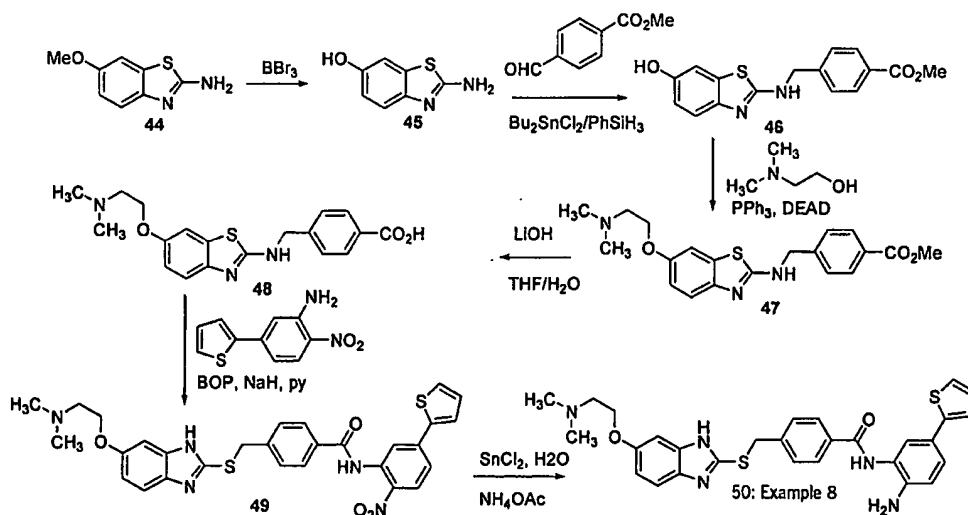
[0268] ¹H NMR (400 MHz, DMSO-d₆), δ (ppm): 9.65 (s, 1H), 9.22 (s, 1H), 8.66 (d, J = 3.7 Hz, 1H), 8.39 (d, J = 5.3 Hz, 2H), 8.01 (t, J = 6.5 Hz, 1H), 7.93 (d, J = 8.4 Hz, 2H), 7.53-7.44 (m, 4H), 7.32 (dd, J = 5.1, 1.2 Hz, 1H), 7.28-7.24 (m, 2H), 7.21 (dd, J = 3.7, 1.2 Hz, 1H), 6.02 (dd, J = 5.1, 3.5 Hz, 1H), 6.78 (d, J = 8.4 Hz, 1H), 5.13 (s, 2H), 4.65 (d, J = 5.7, 2H). MS: (calc.) 478.2; (obt.) 479.5 (MH)⁺.

Example 8



4-[[[6-[2-(dimethylamino)ethoxy]-1H-benzimidazol-2-yl]thio)methyl]-*N*-[2-nitro-5-(2-thienyl)phenyl]benzamide (50)

Scheme 7



Step 1: 2-Amino-benzothiazol-6-ol (45):

[0269] The title compound 45 was obtained following the same procedure described in U.S. Patent Application No. 10/242,304, which is incorporated by reference in its entirety. The yield of the title compound was 49% yield. ¹H NMR: (CD₃OD) δ(ppm): 7.93 (d, J= 8.5 Hz, 2H), 7.50 (d, J= 8.5 Hz, 2H), 7.31 (bs, 1H), 6.86 (bs, 1H), 6.76 (dd, J= 8.8, 2.47 Hz, 1H), 4.49 (s, 2H), 3.94 (s, 3H).

Step 2: 4-[(6-Hydroxy-benzothiazol-2-ylamino)-methyl]-benzoic acid methyl ester (46):

[0270] The title compound 46 was obtained following the same procedure as for the reductive amination described in U.S. Patent Application No. 10/242,304, which is incorporated by reference in its entirety. The yield of the title compound was 92% yield. ¹H NMR: (Acetone-d₆) δ(ppm): 8.06 (t, J=7.9 Hz, 2H), 7.65 (d, J=8.4 Hz, 2H), 7.36 (d, J=8.8 Hz, 1H), 7.21 (d, J=2.2 Hz, 1H), 6.88 (dd, J=8.8, 2.6 Hz, 1H), 4.87 (s, 2H), 3.95 (s, 3H). m/z: 315.2 (MH⁺).

Step 3: 4-[(6-(2-Dimethylamino-ethoxy)-benzothiazol-2-ylamino)-methyl]-benzoic acid methyl ester (47):

[0271] The title compound 47 was obtained following the same procedure as for the Mitsunobu reaction described in U.S. Patent Application No. 10/242,304, which is incorporated by reference in its entirety. The yield of the title compound was 61% yield. ¹H NMR: (CD₃OD) δ(ppm): 7.98 (d, J=8.4 Hz, 2H), 7.48 (d, J=8.0 Hz, 2H), 7.31 (d, J=8.8 Hz, 1H), 7.22 (d, J=2.5 Hz, 1H), 6.89 (dd, J=8.8, 2.7 Hz, 1H), 4.68 (s, 2H), 4.09 (t, J=5.5 Hz, 2H), 3.88 (s, 3H), 2.77 (t, J=5.5 Hz, 2H), 2.35 (s, 6H). m/z: 386.4 (MH⁺).

Step 4: 4-[(6-(2-Dimethylamino-ethoxy)-benzothiazol-2-ylamino)-methyl]-benzoic acid (48):

[0272] The title compound 48 was obtained following the same procedure as for the ester hydrolysis described in U.S. Patent Application No. 10/242,304, which is incorporated by reference in its entirety. The yield of the title compound was 63% yield. ¹H NMR: (CD₃OD) δ(ppm): 8.43 (bs, 1H), 7.92 (d, J=8.0 Hz, 2H), 7.48 (d, J=8.2 Hz, 2H), 7.38 (s, 1H), 7.30 (d, J=8.4 Hz, 1H), 6.87 (d, J=9.2 Hz, 1H), 4.66 (d, J=5.1 Hz, 2H), 4.17 (t, J=4.7 Hz, 2H), 3.06 (bs, 2H), 2.54 (s, 6H). m/z: 372.4 (MH⁺).

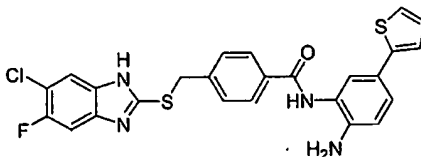
Step 5: **4-[6-(2-Dimethylamino-ethoxy)-1H-benzimidazol-2-ylsulfanylmethyl]-N-(2-nitro-5-thiophen-2-yl-phenyl)-benzamide (49)**

[0273] The title compound 49 was obtained following the same procedure as Example 1, step 3, but substituting compound 4 for compound 48 in 83% yield. ¹H NMR: (DMSO-d₆) δ(ppm): 10.92 (bs, 1H), 8.26 (bs, 1H), 8.16 (s, 1H), 8.05 (d, J=9.0 Hz, 1H), 7.82 (d, J=7.4 Hz, 2H), 7.74-7.67 (m, 2H), 7.31-7.21 (m, 5H), 6.79 (d, J=8.4 Hz, 1H), 4.54 (d, J=4.7 Hz, 2H), 3.99 (bs, 2H), 2.59 (t, J=5.9 Hz, 2H), 2.20 (s, 6H).

Step 6: **N-[2-amino-5-(2-thienyl)phenyl]-4-[[6-(2-(dimethylamino)ethoxy)-1H-benzimidazol-2-yl]thio]methyl]benzamide N-(2-Amino-5-thiophen-2-yl-phenyl)-4-[[6-(2-dimethylamino-ethoxy)-benzothiazol-2-ylamino]-methyl]-benzamide (50)**

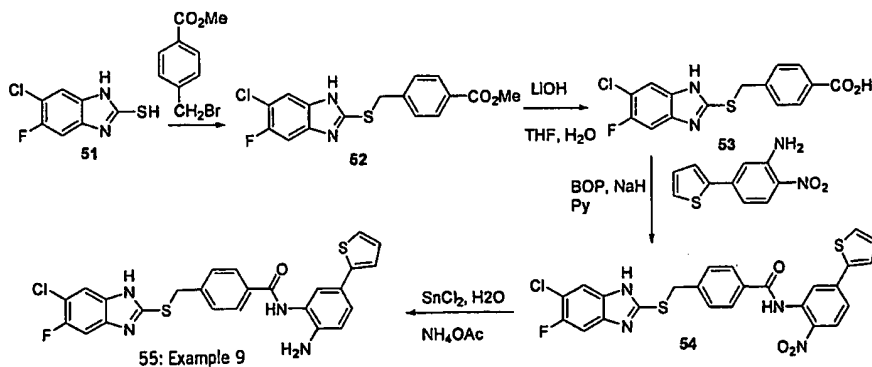
[0274] The title compound 50 was obtained following the same procedures as Example 1, step 4, but substituting compound 5 for compound 49 in 7% yield. ¹H NMR: (DMSO-d₆) δ(ppm): 9.68 (s, 1H), 8.39 (bs, 1H), 7.95 (d, J=7.4 Hz, 2H), 7.47 (d, J=8.4 Hz, 2H), 7.44 (s, 1H), 7.32 (s, 1H), 7.27-7.21 (m, 3H), 7.02 (s, 1H), 6.80 (t, J=9.8 Hz, 2H), 5.14 (s, 2H), 5.63 (d, J=4.5 Hz, 2H), 4.05 (bs, 2H), 2.76 (bs, 2H), 2.32 (s, 6H). m/z: 544.5 (MH⁺).

Example 9



N-[2-amino-5-(2-thienyl)phenyl]-4-[[6-(2-(dimethylamino)ethoxy)-1H-benzimidazol-2-yl]thio]methyl]benzamide (55)

Scheme 8



Step 1: **4-(6-Chloro-5-fluoro-1H-benzimidazol-2-ylsulfanylmethyl)-benzoic acid methyl ester (52)**

[0275] The title compound 52 was obtained following the same procedure as for the S-alkylation described in U.S. Patent Application No. 10/242,304, which is incorporated by reference in its entirety. The yield of the title compound was 55% yield.

[0276] ¹H NMR: (DMSO-d₆) δ(ppm): 7.85 (d, J=8.4 Hz, 2H), 7.55 (d, J=8.4 Hz, 2H), 3.80 (s, 2H), 3.34 (s, 3H). m/z: 351.2 (MH⁺).

Step 2: **4-{6-[(Pyridin-3-ylmethyl)-amino]-benzothiazol-2-ylsulfanylmethyl}-benzoic acid methyl ester (53):**

[0277] The title compound 53 was obtained following the same procedure as for the ester hydrolysis described in U.S. Patent Application No. 10/242,304, which is incorporated by reference in its entirety. The yield of the title compound was 83% yield.

[0278] ¹H NMR: (DMSO-d₆) δ(ppm): 7.88 (d, J=8.2 Hz, 2H), 7.67 (d, J=6.8 Hz, 1H), 7.55 (d, J=8.2 Hz, 2H), 7.53 (d, J=6.8 Hz, 1H), 4.65 (s, 2H).

Step 3: **N-(2-Amino-phenyl)-4-{6-[(pyridin-3-ylmethyl)-amino]-benzothiazol-2-ylsulfanylmethyl}-benzamide (54):**

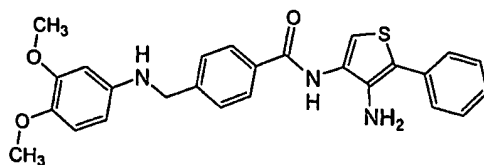
[0279] The title compound 54 was obtained following the same procedure as Example 1, step 3, but substituting compound 4 for compound 53 in 66% yield.

[0280] ¹H NMR: (DMSO-d₆) δ(ppm): 12.89 (bs, 1H), 10.79 (s, 1H), 8.12 (d, J=2.0 Hz, 1H), 8.05 (d, J=8.8 Hz, 2H), 7.90-7.68 (m, 3H), 7.62 (d, J=8.4 Hz, 2H), 7.48 (bs, 1H), 7.21 (dd, J=4.9, 3.7 Hz, 1H), 4.65 (s, 2H). m/z: 539.5

Step 4: **N-(2-Amino-5-thiophen-2-yl-phenyl)-4-(6-chloro-5-fluoro-1H-benzimidazol-2-ylsulfanylmethyl)-benzamide (55)**

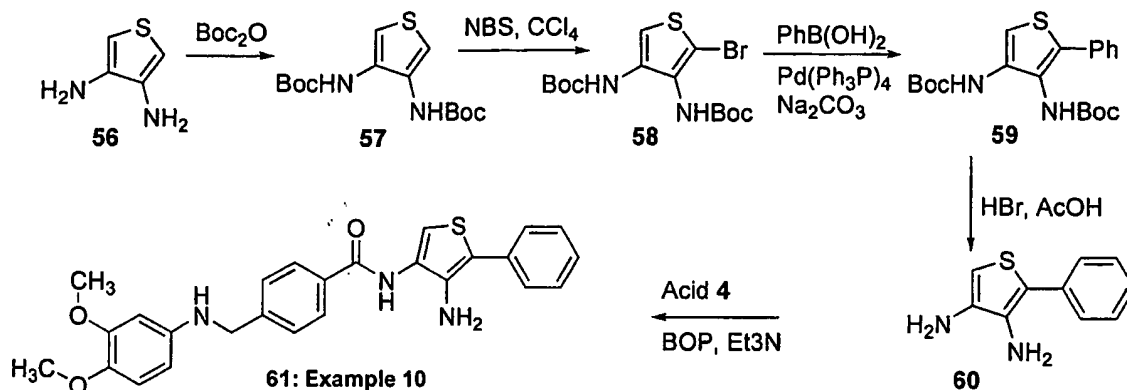
[0281] The title compound 55 was obtained following the same procedure as Example 1, step 4, but substituting compound 5 for compound 54 in 14% yield. ¹H NMR: (DMSO-d₆) δ(ppm): 12.96 (s, 0.5H), 12.92 (s, 0.5H), 9.71 (s, 1H), 7.96 (d, J=8.0 Hz, 2H), 8.35 (s, 0.5H), 7.79 (d, J=7.0 Hz, 0.5H), 7.64 (d, J=7.0 Hz, 0.5H), 7.62 (d, J=7.8 Hz, 2H), 7.50 (s, 0.5H), 7.48 (s, 1H), 7.38 (d, J=4.9 Hz, 1H), 7.32 (d, J=8.4 Hz, 1H), 7.27 (d, J=3.1 Hz, 1H), 7.08 (t, J=3.7 Hz, 1H), 6.83 (d, J=8.4 Hz, 1H), 5.19 (s, 2H), 4.69 (d, J=3.5 Hz, 2H). m/z: 509.5

Example 10



N-(4-amino-5-phenyl-3-thienyl)-4-(((3,4-dimethoxyphenyl)amino)methyl)benzamide (61)

Scheme 9



Step 1: (4-tert-Butoxycarbonylamino-thiophen-3-yl)-carbamic acid tert-butyl ester (57)

[0282] To a vigorously stirred THF (40 mL) solution of 3,4-diaminothiophene light petroleum ether (300 mL) was added (1.00g, 8.77mmol). To this mixture a solution of di-*t*-butyldicarbonate (3.82g, 17.5mmol) in petroleum ether (100mL) was added over a period of 30 min. Stirring was continued for 16h and the solvents were distilled off. The residue was dissolved in DCM and washed twice with 1N HCl, dried over MgSO₄ and concentrated in vacuum to a ~ 20 mL volume. Hexane was slowly added with stirring and brown crystalline material precipitated out. The product was collected by filtration, washed with hexane and the mother liquor was allowed to crystallize again to yield a second crop of the product. The two crops were combined thus affording the title compound 57 (2.19g, 80% yield). This procedure is essentially as described in Brugier *et al.* Tetrahedron (1997) 30: 10331-10344, which is incorporated by reference in its entirety. ¹H NMR: (CDCl₃) δ(ppm): 7.14 (s, 2H), 6.66 (bs, 1H), 1.54 (s, 18H).

[0283] Neutral 3,4-diaminothiophene is obtained by dissolving 3,4-diaminothiophene dihydrochloride (Toronto Research) (2.0g, 10.7mmol) in a minimum volume of 1N aqueous HCl and make the solution basic by addition of 2N aqueous NaOH. The precipitate is extracted twice with EtOAc and the combined organic layers dried with MgSO₄ and concentrated (1.00g, 82% recovery).

Step 2: **(2-Bromo-4-tert-butoxycarbonylamino-thiophen-3-yl)-carbamic acid tert-butyl ester (58)**

[0284] NBS (1.22g, 6.87 mmol) was added to a solution of compound 57 (2.16g, 6.87 mmol) in CCl_4 (137 mL) at r.t. The mixture was stirred for 16h. The solid material was filtered off and the filtrate was collected and washed with water. The organic layer was dried over MgSO_4 and concentrated in vacuum. The residue was purified by flash chromatography with DCM as an eluent affording the title compound 58 (1.92 g, 71% yield). $^1\text{H NMR}$: (CDCl_3) δ (ppm): 7.30 (bs, 1H), 6.00 (s, 1H), 1.45 (s, 9H), 1.43 (s, 9H). m/z : 415.4/417.4 (M+Na/M+2+Na). This procedure is essentially as described in Brugier *et al.*, *Tetrahedron*, **56**: 2985-2993 (2000), which is incorporated by reference in its entirety.

Step 3: **(4-tert-Butoxycarbonylamino-5-phenyl-thiophen-3-yl)-carbamic acid tert-butyl ester (59)**

[0285] In a flame-dried round-bottom flask, tetrakis(triphenylphosphine) palladium (59 mg, 0.051 mmol) was added to a degassed solution of compound 58 (400 mg, 1.02 mmol) in DME (5 mL). Phenylboronic acid (186 mg, 1.53 mmol), water (2.5 mL), and Na_2CO_3 (324 mg, 3.06 mmol) were successively added, degassing and purging with nitrogen between each addition. The mixture was refluxed under nitrogen atmosphere for 3 h and partitioned between Et_2O and water. The organic layer was dried over MgSO_4 and concentrated in vacuum. The title compound 59 (398 mg, 100% yield) was obtained as a brown oil. $^1\text{H NMR}$: (CDCl_3) δ (ppm): 7.51-7.31 (m, 6H), 1.54 (s, 18H). m/z : 413.5 (M+Na $^+$). This procedure is essentially as described in Brugier *et al.*, *Tetrahedron*, **56**: 2985-2993 (2000), which is incorporated by reference in its entirety.

Step 4: **2-Phenyl-thiophene-3,4-diamine (60)**

[0286] To a solution of compound 59 in glacial acetic acid (102 μL) was added a 30% solution of HBr in acetic acid (102 μL). The mixture was stirred for 16h at r.t. and Et_2O (10 mL) was added. The precipitate was collected by filtration and immediately dissolved in water, neutralized by addition of 2N aqueous NaOH and the precipitate was extracted with Et_2O . The organic layer was dried over MgSO_4 and concentrated in vacuum affording the title compound 60 (34 mg, 69% yield). This procedure is essentially as described in Brugier *et al.*, *Tetrahedron*, **30**: 10331-10344 (1997), which is incorporated by reference in its entirety. $^1\text{H NMR}$: (CDCl_3) δ (ppm): 7.49 (dd, $J=8.4, 1.4$ Hz, 2H),

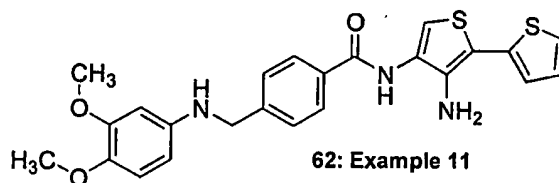
7.41 (t, J=7.6 Hz, 2H), 7.26 (dd, J=10.2, 7.2 Hz, 1H), 6.22 (s, 1H), 3.51 (bs, 4H). m/z: 191.3 (MH⁺).

Step 5: **N-(4-Amino-5-phenyl-thiophen-3-yl)-4-[[3,4-dimethoxy-phenylamino]-methyl]-benzamide (61)**

[0287] The title compound 61 was obtained following the same procedure as described in Example 6, step 2, but substituting compound 31 for compound 60 in 73% yield).

[0288] ¹H NMR: (CD₃OD) δ(ppm): 7.91 (d, J=8.2 Hz, 2H), 7.52 (d, J=8.0 Hz, 2H), 7.51 (dd, J=7.0, 1.2 Hz, 2H), 7.42 (t, J=7.4 Hz, 2H), 7.38 (s, 1H), 7.28 (tt, J=7.4, 1.8 Hz, 1H), 6.71 (d, J=8.6 Hz, 1H), 6.37 (d, J=2.7 Hz, 1H), 6.13 (dd, J=8.6, 2.5 Hz, 1H), 4.38 (s, 2H), 3.74 (s, 3H), 3.71 (s, 3H). m/z: 460.5 (MH⁺).

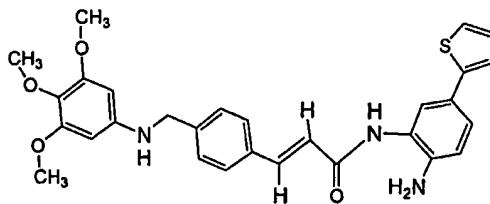
Example 11



N-(3-amino-2,2'-bithien-4-yl)-4-[[3,4-dimethoxyphenyl]amino]methyl]benzamide (62)

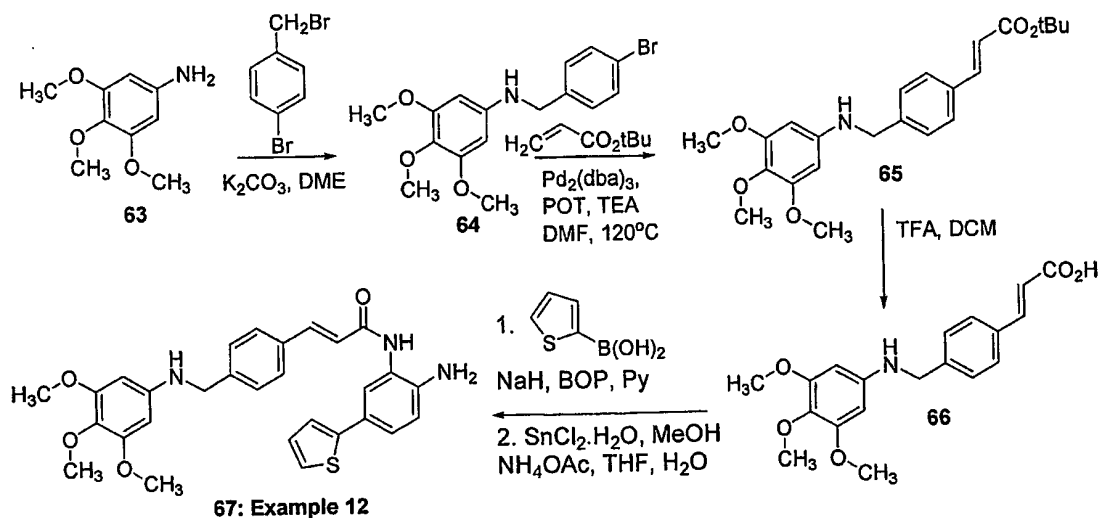
[0289] The title compound 62 was obtained following the same procedures as Example 10, substituting phenylboronic acid in the step 3 for 2-thiopheneboronic acid in 29% yield. ¹H NMR: (DMSO-d₆) δ(ppm): 7.90 (d, J=8.4 Hz, 2H), 7.52 (d, J=8.4 Hz, 2H), 7.37 (dd, J=5.1, 1.2 Hz, 1H), 7.36 (s, 1H), 7.14 (dd, J=3.7, 1.2 Hz, 1H), 7.10 (dd, J=5.1, 3.5 Hz, 1H), 6.71 (d, J=7.4 Hz, 1H), 6.36 (d, J=2.5 Hz, 1H), 4.38 (s, 2H), 3.74 (s, 3H), 3.71 (s, 3H), m/z: 466.5 (MH⁺).

Example 12



trans-N-[2-amino-5-(2-thienyl)phenyl]-3-(4-[[3,4,5-trimethoxyphenyl]amino]methyl]phenyl]acrylamide (67)

Scheme 10



Steps 1-3: 3-{4-[(3,4,5-Trimethoxy-phenylamino)-methyl]-phenyl}-acrylic acid (66)

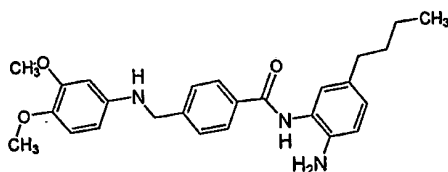
[0290] The title compound 66 and the synthetic pathway depicted in scheme 10 were described in U.S. Patent Application No. 10/242,304, which is incorporated by reference in its entirety.

Steps 4-5. *N*(2-Amino-5-thiophen-2-yl-phenyl)-3-{4-[(3,4,5-trimethoxy-phenylamino)-methyl]-phenyl}-acrylamide (67)

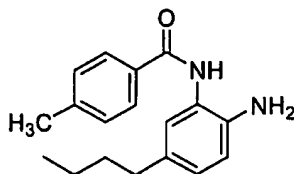
[0291] The title compound 67 was obtained following the same procedures described in Example 1, steps 3 and 4, but substituting compound 4 for compound 66 in 32% yield.

[0292] $^1\text{H NMR}$ (400 MHz, DMSO d_6): 9.40 (s, 1H); 7.67 (s, 1H); 7.56 (d, 2H, $J=7.6$ Hz); 7.51 (s, 1H); 7.42 (d, 2H, $J=8.0$ Hz); 7.33 (d, 1H, $J=5.1$ Hz); 7.23-7.19 (m, 2H); 7.03 (dd, 1H, $J=3.7, 4.9$ Hz); 6.85 (d, 1H, $J=15.7$ Hz); 6.76 (d, 1H, $J=8.2$ Hz); 6.08 (dd, 1H; $J=5.7, 6.0$ Hz); 5.87 (s, 2H); 5.19 (s, 2H); 4.25 (d, 2H, $J=5.9$ Hz), 3.63 (s, 6H); 3.49 (s, 3H).

Example 13

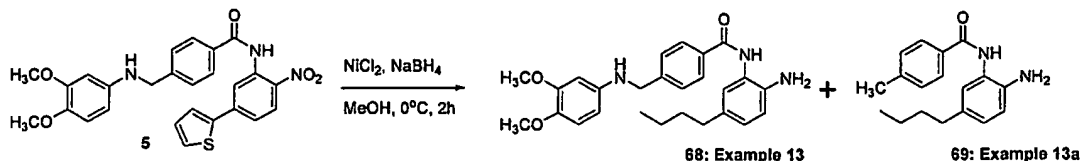
*N*(2-amino-5-butylphenyl)-4-[(3,4-dimethoxyphenyl)amino]methylbenzamide (68) and

Example 13a



N-(2-amino-5-butylphenyl)-4-methylbenzamide

Scheme 11

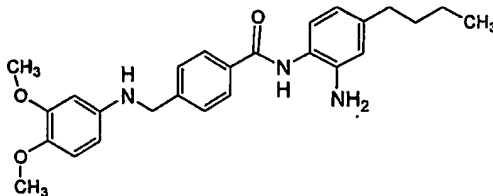


[0293] A stirred solution of nitrocompound 5 (207 mg; 0.42 mmol) and nickel(II)chloride hexahydrate (595 mg; 2.5 mmol) in methanol (6 mL) at 0°C was treated with the solid sodium borohydride (430 mg; 11.4 mmol) and the mixture stirred at the same temperature for 2h, quenched with acetone, poured into 5% NH₄OH in brine and extracted with dichloromethane. The organic layer was dried (Na₂SO₄), filtered and concentrated. After flash chromatography on a silica gel column (eluent 20% AcOEt in dichloromethane), compound 68 (62 mg; 0.143 mmol, 34%) and 69 (22 mg, 0.078 mmol, 19%) were obtained.

[0294] Compound 68: ¹H NMR: (400.2 MHz, DMSO) δ (ppm): 9.58 (s, 1H); 7.89 (d, J=8.2, 2H); 7.45 (d, J=8.2, 2H); 6.97 (s, 1H); 6.78 (dd, J=2.0; 8.2, 1H); 6.67 (d, J=8.0, 1H); 6.64 (d, J=8.6, 1H); 6.31 (d, J=2.5, 1H); 5.99-5.96 (m, 2H); 4.68 (bs, 2H); 4.29 (d, J=6.3, 2H); 3.65 (s, 3H); 3.58 (s, 3H); 2.43 (t, J=7.4, 2H); 1.49 (m, J=7.4, 2H); 1.30 (m, J=7.4, 2H); 0.89 (t, J=7.4, 3H).

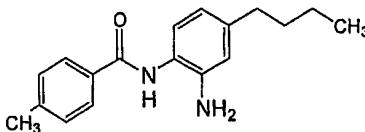
[0295] Compound 69: ¹H NMR: (400.2 MHz, DMSO) δ (ppm): 9.57 (s, 1H); 7.86 (d, J=8.1, 2H); 7.30 (d, J=8.1, 2H); 6.78 (dd, J=2.0; 8.0, 1H); 6.68 (d, J=8.0, 1H); 4.67 (bs, 2H); 2.44 (t, J=7.4, 2H); 2.38 (s, 3H); 1.49 (m, J=7.4, 2H); 1.31 (m, J=7.4, 2H); 0.89 (t, J=7.4, 3H).

Example 14



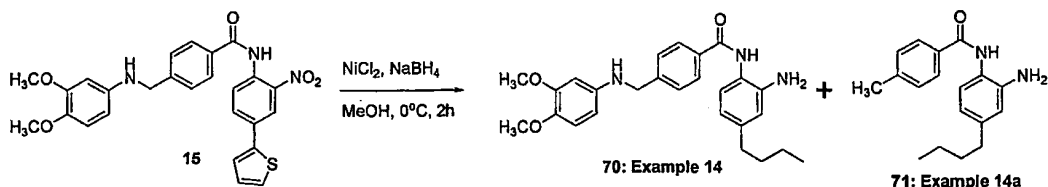
N-(2-amino-4-butylphenyl)-4-[[3,4-dimethoxyphenyl]amino]methyl]benzamide (70) and

Example 14a

***N*-(2-amino-4-butylphenyl)-4-methylbenzamide (71)**

[0296] Following the same procedure as described in Example 13, but substituting the compound 5 for compound 15 in 53 and 9% yields, respectively.

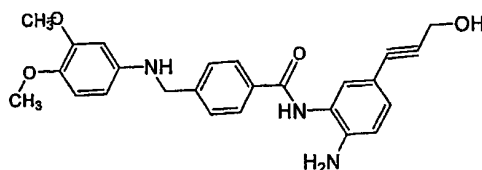
Scheme 12



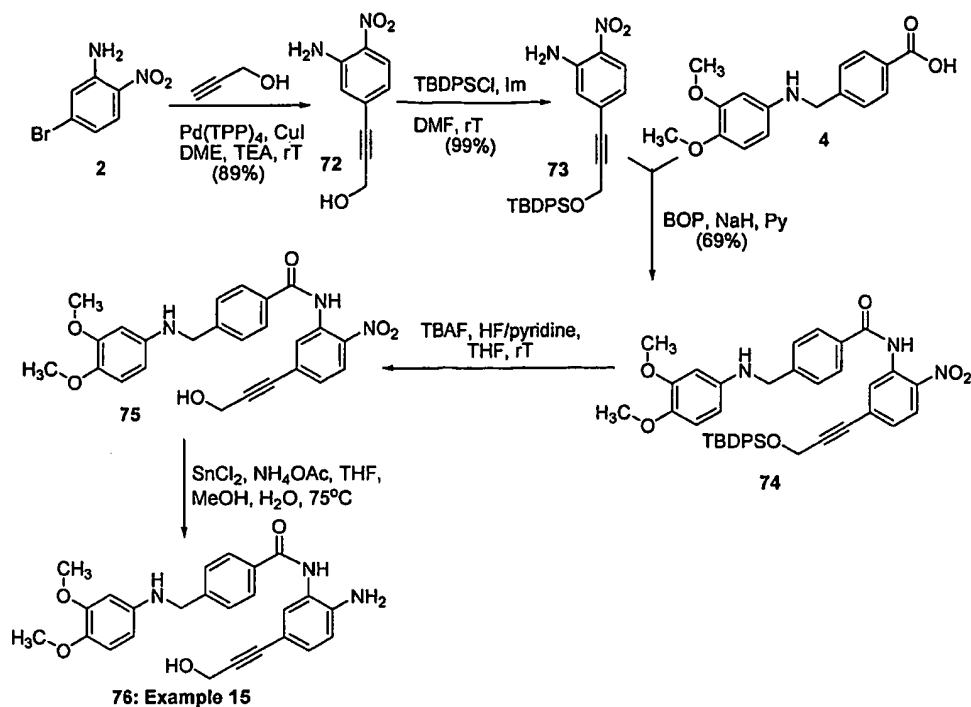
[0297] Compound 70: $^1\text{H NMR}$: (400.2 MHz, DMSO) δ (ppm): 9.51 (s, 1H); 7.88 (d, $J=8.4$, 2H); 7.44 (d, $J=8.4$, 2H); 7.00 (d, $J=8.3$, 1H); 6.63 (d, $J=8.3$, 1H); 6.58 (d, $J=2.0$, 1H); 6.30 (d, $J=2.5$, 1H); 5.99-5.96 (m, 2H); 4.79 (bs, 2H); 4.29 (d, $J=6.1$, 2H); 3.65 (s, 3H); 3.59 (s, 3H); 2.45 (t, $J=7.4$, 2H); 1.52 (m, $J=7.4$, 2H); 1.30 (m, $J=7.4$, 2H); 0.90 (t, $J=7.4$, 3H).

[0298] Compound 71: $^1\text{H NMR}$: (400.2 MHz, DMSO) δ (ppm): 9.51 (s, 1H); 7.85 (d, $J=8.0$, 2H); 7.28 (d, $J=8.0$, 2H); 7.01 (d, $J=8.5$, 1H); 6.58 (d, $J=2.0$, 1H); 6.40 (d, $J=2.0$, 8.5, 1H); 4.78 (bs, 2H); 2.45 (t, $J=7.4$, 2H); 2.38 (s, 3H); 1.53 (m, $J=7.4$, 2H); 1.31 (m, $J=7.4$, 2H); 0.90 (t, $J=7.4$, 3H).

Example 15

***N*-[2-amino-5-(3-hydroxyprop-1-yn-1-yl)phenyl]-4-[[3,4-dimethoxyphenyl]amino]methylbenzamide (76)**

Scheme 13

Step 1: **3-(3-Amino-4-nitro-phenyl)-prop-2-yn-1-ol (72)**

[0299] A suspension of bromoarene 2 (447mg g; 2.06 mmol); tetrakis(triphenylphosphine) palladium(0) (145mg, 0.12 mmol) and copper(I)iodide (143mg, 0.75mmol) in degassed ethyleneglycol dimethylether (2.5 mL) and triethylamine (1.5 mL), was stirred at room temperature under nitrogen in the dark for 10 min and then treated with neat prop-2-yn-1-ol (0.7 mL, 12 mmol) (or any other alkyne of choice, 5 eq.), and the mixture stirred under the same conditions for 48h, diluted with dichloromethane (50 mL), filtered through a celite pad and concentrated. Purification by flash chromatography (eluent 50 to 75% AcOEt in hexane) afforded compound 72 (328 mg, 83% yield).

[0300] $^1\text{H NMR}$: (400.2 MHz, DMSO) δ (ppm): 7.92 (d, $J=8.8$, 1H); 7.46 (bs, 2H); 7.04 (d, $J=1.7$, 1H); 6.57 (dd, $J=1.7, 8.8$, 1H); 5.41 (t, $J=6.1$, 1H); 4.30 (d, $J=6.1$, 2H).

Step 2: **5-[3-(tert-Butyl-diphenyl-silanyloxy)-prop-1-ynyl]-2-nitro-phenylamine (73)**

[0301] A solution of alcohol 72 (328 mg, 1.71 mmol) and imidazole (308 mg, 4.5 mmol) in *N,N*-dimethylformamide (3 mL) was treated with neat tert-butyl-chloro-diphenyl-silane (0.5 mL, 1.9 mmol) and the solution stirred under nitrogen for 18h, diluted with ethyl acetate (300 mL), washed with 5% aqueous KHSO_4 , then with saturated NaHCO_3 and finally with water, dried (MgSO_4), filtered and

concentrated in vacuum. The crude mixture was purified by flash chromatography (eluent 50% ether in hexane, then 50% EtOAc in dichloromethane) to give compound 73 (691 mg, 94% yield).

[0302] ^1H NMR: (400.2 MHz, DMSO) δ (ppm): 7.91 (d, $J=8.8$, 1H); 7.68-7.66 (m, 4H) 7.46-7.44 (m, 6H); 7.01 (d, $J=1.7$, 1H); 6.46 (dd, $J=1.7$, 8.8, 1H); 4.61 (d, 2H); 1.03 (d, 9H).

Step 3: ***N*-[5-[3-(*tert*-Butyl-diphenyl-silanyloxy)-prop-1-ynyl]-2-nitro-phenyl]-4-[(3,4-dimethoxy-phenylamino)-methyl]-benzamide (74)**

[0303] Following the same procedure as described in Example 1, step 3, but substituting compound 3 for compound 73 title compound was obtained in 77% yield.

[0304] ^1H NMR: (400.2 MHz, DMSO) δ (ppm): 10.7 (s, 1H); 7.97 (d, $J=8.6$, 1H); 7.88 (d, $J=8.4$, 2H); 7.76 (d, $J=1.8$, 1H); 7.70-7.67 (m, 4H); 7.52 (d, $J=8.4$, 2H); 7.47-7.44 (m, 6H); 7.25 (d, $J=7.4$, 1H); 6.64 (d, $J=8.6$, 1H); 6.31 (d, $J=2.8$, 1H); 6.01-5.96 (m, 2H); 4.65 (s, 2H); 4.31 (d, $J=6.1$, 2H); 3.65 (s, 3H); 3.55 (s, 3H); 1.03 (d, 9H).

Step 4: ***4*-[(3,4-Dimethoxy-phenylamino)-methyl]-*N*-[5-(3-hydroxy-prop-1-ynyl)-2-nitro-phenyl]-benzamide (75)**

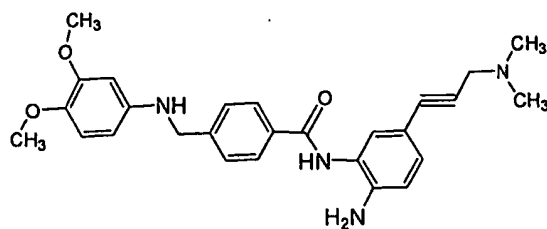
[0305] A solution of compound 74 (871 mg, 1.24 mmol) in THF (3 mL) was treated with 1.0 M solution of tetrabutylammonium fluoride in THF (2.0 mL, 2.0 mmol) followed by 70% hydrogen fluoride in pyridine (0.1 mL), and the solution stirred under nitrogen for 12h, diluted with ethyl acetate (200 mL) and washed with saturated NaHCO_3 (50 mL) and then with water (6x100 mL), dried (Na_2SO_4), filtered and concentrated in vacuum. The crude material (647 mg) was pure enough for the next step without further purification.

Step 5: ***N*-[2-Amino-5-(3-hydroxy-prop-1-ynyl)-phenyl]-4-[(3,4-dimethoxy-phenyl amino)-methyl]-benzamide (76)**

[0306] Following the same procedure as described in Example 1, Step 4, but substituting compound 5 for compound 75 in 52% yield.

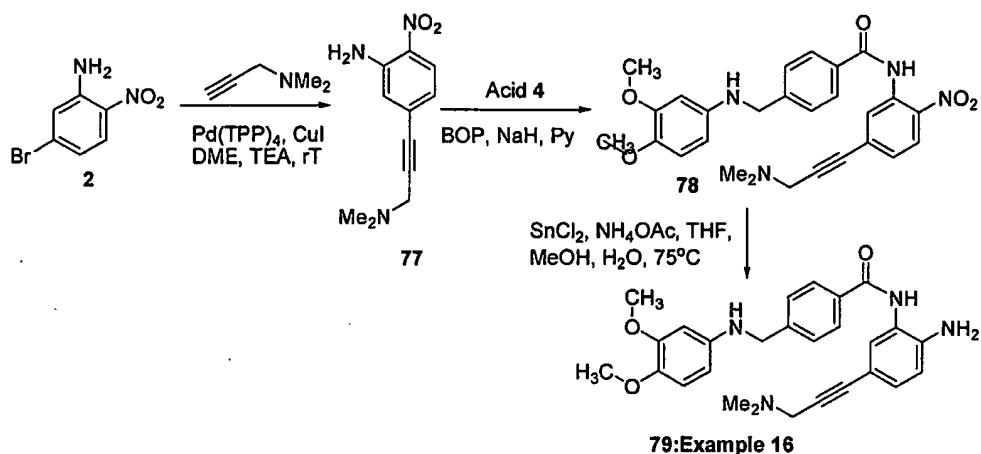
[0307] ^1H NMR: (400.2 MHz, DMSO) δ (ppm): 9.51 (s, 1H); 7.88 (d, $J=8.2$, 2H); 7.45 (d, $J=8.2$, 2H); 7.22 (d, $J=1.8$, 1H); 6.99 (dd, $J=1.8$, 8.2, 1H); 6.69 (d, $J=8.4$, 1H); 6.63 (d, $J=8.4$, 1H); 6.31 (d, $J=2.3$, 1H); 5.99-5.96 (m, 2H); 5.30 (s, 2H); 5.19 (d, $J=5.9$, 1H); 4.29 (d, $J=5.9$, 2H); 4.23 (d, $J=5.3$, 2H); 3.65 (s, 3H); 3.55 (s, 3H).

Example 16



N-{2-amino-5-[3-(dimethylamino)prop-1-yn-1-yl]phenyl}-4-[[3,4-dimethoxyphenyl]amino]methyl]benzamide (79)

Scheme 14



Step 1: 5-(3-Dimethylamino-prop-1-ynyl)-2-nitro-phenylamine (77)

[0308] Following the same procedure described in Example 15, step 1 but substituting propargyl alcohol for *N,N*-dimethylpropargyl amine, the title compound was obtained in 80% yield.

[0309] $^1\text{H NMR}$: (400.2 MHz, DMSO) δ (ppm): 8.02 (d, $J=8.8$, 1H); 6.87 (d, $J=1.6$, 1H); 6.69 (dd, $J=1.6$, 8.8, 1H); 6.18 (bs, 2H); 3.48 (s, 2H); 2.38 (s, 6H).

Step 2: 4-[[3,4-Dimethoxy-phenylamino)-methyl]-N-[5-(3-dimethylamino-prop-1-ynyl)-2-nitro-phenyl]-benzamide (78)

[0310] Following the same procedure described in Example 15, step 3 but substituting compound 73 for compound 77, the title compound was obtained in 86% yield.

[0311] $^1\text{H NMR}$: (400.2 MHz, DMSO) δ (ppm): 10.74 (s, 1H); 8.0 (d, $J=8.4$, 2H); 7.88 (d, $J=8.4$, 2H); 7.83 (d, $J=1.8$, 1H); 7.52 (d, $J=8.4$, 2H); 7.41 (dd, $J=1.8$, 8.4, 1H); 6.64 (d, $J=8.6$, 1H); 6.31

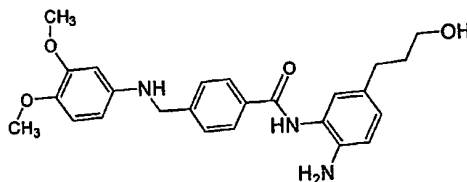
(d, J=2.6, 1H); 6.30 (d, J=6.6, 1H); 5.97 (dd, J=2.6, 8.6, 1H); 4.30 (d, J=6.6, 2H); 3.65 (s, 3H); 3.64 (s, 3H); 3.58 (s, 2H); 2.25 (s, 6H).

Step 3: ***N*-[2-Amino-5-(3-dimethylamino-prop-1-ynyl)-phenyl]-4-[(3,4-dimethoxy-phenylamino)-methyl]-benzamide (79)**

[0312] Following the same procedure described in Example 15, step 5 but substituting compound 75 for compound 78, the title compound 79 was obtained in 63% yield.

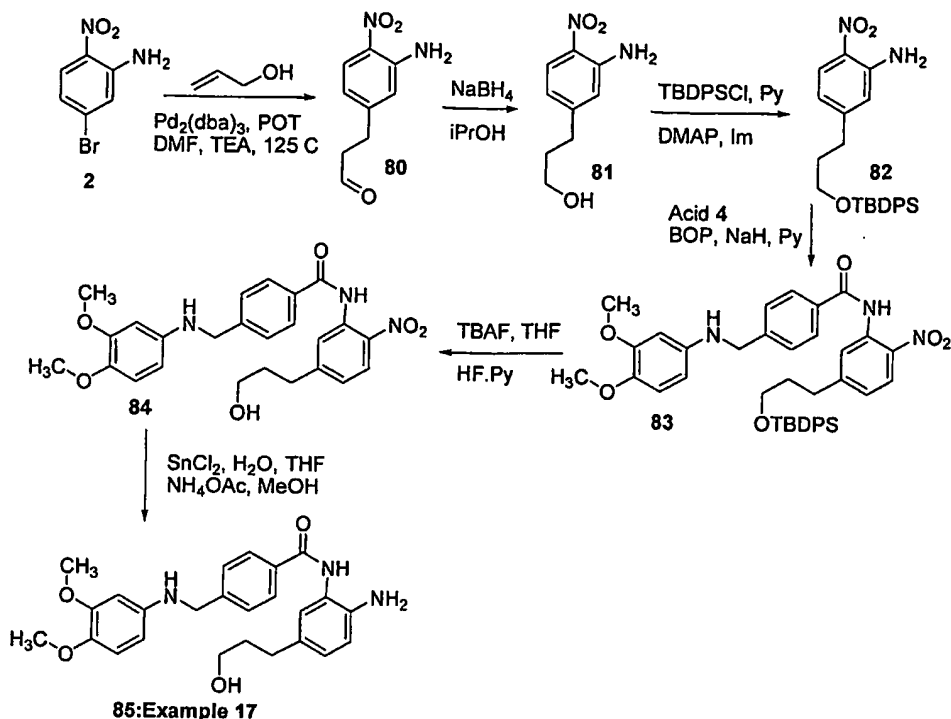
[0313] $^1\text{H NMR}$: (400.2 MHz, DMSO) δ (ppm): 9.53 (s, 1H); 7.89 (d, J=8.2, 2H); 7.45 (d, J=8.2, 2H); 7.22 (d, J=1.8, 1H); 7.01 (dd, J=1.8, 8.2, 1H); 6.69 (d, J=8.2, 1H); 6.63 (d, J=8.2, 1H); 6.30 (d, J=2.5, 1H); 5.99-5.96 (m, 2H); 5.28 (s, 2H); 4.29 (d, J=6.1, 2H); 3.65 (s, 3H); 3.58 (s, 3H); 3.37 (s, 2H); 2.21 (s, 6H).

Example 17



***N*-[2-amino-5-(3-hydroxypropyl)phenyl]-4-[(3,4-dimethoxyphenyl)amino]methyl}benzamide (85).**

Scheme 15



Step 1: 3-(3-Amino-4-nitro-phenyl)-propionaldehyde (80).

[0314] A solution of bromoarene **2** (1.544g, 7.11 mmol) (or any haloarene of choice); tri-*o*-tolyl-phosphine (280 mg; 0.9 mmol) and tri(dibenzylidene acetone)dipalladium(0) (280 mg; 0.3 mmol) in *N,N*-dimethylformamide (6 mL) and ethyl diisopropyl amine (3 mL) was treated with prop-2-en-1-ol (3 mL, 40 mmol) (or any alken-1-ol of choice, 6 eq.) and the solution was stirred at 120°C for 3h under nitrogen. The reaction mixture was concentrated under high vacuum and the residue was purified by flash chromatography (eluent 5% MeOH in dichloromethane) to afford the aldehyde **80** (253 mg, 18% yield).

[0315] ^1H NMR: (400.2 MHz, CDCl_3) δ (ppm): 9.68 (t, $J=0.8$, 1H); 7.89 (d, $J=8.7$, 1H); 6.51 (d, $J=1.6$, 1H); 6.39 (dd, $J=2.0$, 8.7, 1H); 6.02 (bs, 2H); 2.78 (t, $J=6.7$, 2H); 2.69 (m, $J=0.8$, 6.7, 2H).

Step 2: 3-(3-Amino-4-nitro-phenyl)-propan-1-ol (81).

[0316] A solution of aldehyde **80** (253 mg, 1.3 mmol) in tetrahydrofuran (1 mL) and propan-2-ol (2 mL) was treated with solid sodium borohydride (175 mg, 4.6 mmol) and stirred at -5°C for 15 min. Acetone (5 mL) was added, stirred at the same temperature for 10 min and then diluted with

ethyl acetate (100 mL), washed with 5% KHSO₄ in water, then saturated NaHCO₃ and finally with water, dried (MgSO₄), and used for the next step without further purification.

[0317] ¹H NMR: (400.2 MHz, CDCl₃) δ (ppm): 8.01 (d, J=8.8, 1H); 6.64 (d, J=1.8, 1H); 6.54 (dd, J=1.8, 8.8, 1H); 6.18 (bs, 2H); 3.69 (t, J=7.2, 2H); 2.68 (t, J=7.2, 2H); 1.91 (m, J=7.2, 2H).

Step 3: **5-[3-(tert-Butyl-diphenyl-silanyloxy)-propyl]-2-nitro-phenylamine (82)**

[0318] Following the same procedure described in Example 15, step 2 but substituting compound 72 for compound 81, the title compound was obtained in 78% yield.

[0319] ¹H NMR: (400.2 MHz, CDCl₃) δ (ppm): 7.99 (d, J=8.8, 1H); 7.73 (d, J=1.6, 1H); 7.65-7.63 (m, 4H); 7.46-7.37 (m, 6H); 6.49 (dd, J=1.6, 8.8, 1H); 4.02 (bs, 2H); 3.71 (t, J=7.4, 2H); 2.69 (t, J=7.2, 2H); 1.87 (m, J=7.2, 2H); 1.10 (s, 9H).

Step 4: **N-[5-[3-(tert-Butyl-diphenyl-silanyloxy)-propyl]-2-nitro-phenyl]-4-[(3,4-dimethoxy-phenylamino)-methyl]-benzamide (83)**

[0320] Following the same procedure described in Example 15, step 3 but substituting compound 73 for compound 82, the title compound was obtained in 71% yield.

[0321] ¹H NMR: (400.2 MHz, CDCl₃) δ (ppm): 11.3 (s, 1H); 8.75 (d, J=2.0, 1H); 8.61 (d, J=8.6, 1H); 7.86 (d, J=8.4, 2H); 7.57-7.54 (m, 4H); 7.44 (d, J=8.4, 2H); 7.34-7.27 (m, 6H); 6.88 (dd, J=2.0, 8.4, 1H); 6.62 (d, J=8.6, 1H); 6.21 (d, J=2.5, 1H); 6.08 (dd, J=2.5, 8.6, 1H); 4.32 (s, 2H); 3.72 (s, 3H); 3.71 (s, 3H); 3.62 (t, J=7.4, 2H); 2.76 (t, J=7.2, 2H); 1.84 (m, J=7.2, 2H); 0.99 (s, 9H).

Step 5: **4-[(3,4-Dimethoxy-phenylamino)-methyl]-N-[5-(3-hydroxy-propyl)-2-nitro-phenyl]-benzamide (84)**

[0322] Following the same procedure described in Example 15, step 4 but substituting compound 74 for compound 83, the title compound was obtained in 99% yield.

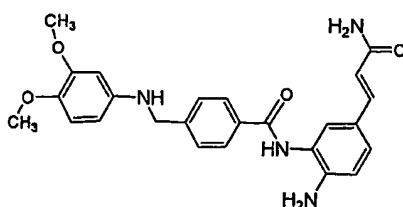
[0323] ¹H NMR: (400.2 MHz, CDCl₃) δ (ppm): 11.4 (s, 1H); 8.86 (d, J=2.0, 1H); 8.21 (d, J=8.6, 1H); 7.95 (d, J=8.4, 2H); 7.57 (d, J=8.4, 2H); 7.07 (dd, J=2.0, 8.6, 1H); 6.74 (d, J=8.6, 1H); 6.42 (d, J=2.3, 1H); 6.31 (d, J=8.6, 1H); 4.43 (s, 2H); 3.83 (s, 3H); 3.82 (s, 3H); 3.74 (t, J=7.4, 2H); 2.87 (t, J=7.2, 2H); 2.01 (m, J=7.2, 2H); 1.62 (bs, 1H).

Step 6: *N*-[2-Amino-5-(3-hydroxy-propyl)-phenyl]-4-[[3,4-dimethoxy-phenylamino]-methyl]-benzamide (85)

[0324] Following the same procedure described in Example 15, step 5 but substituting compound 75 for compound 84, the title compound was obtained in 62% yield.

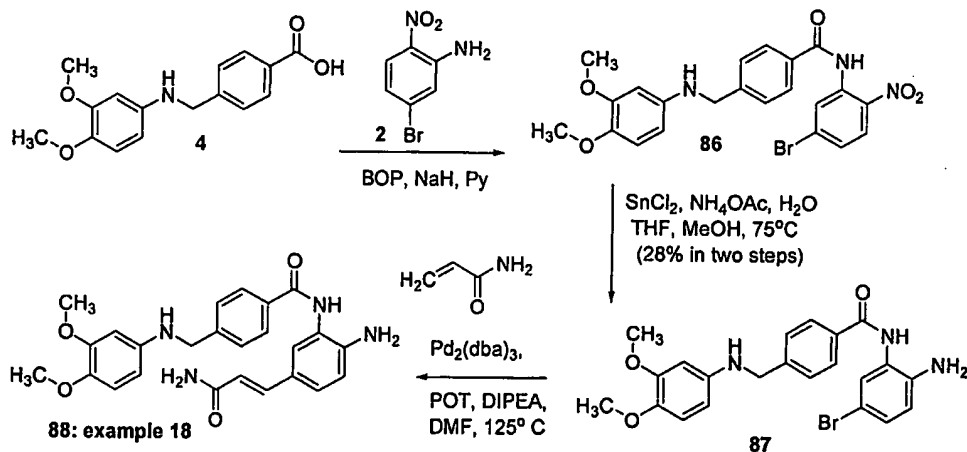
[0325] ^1H NMR: (400.2 MHz, CDCl_3) δ (ppm): 9.58 (s, 1H); 7.89 (d, $J=8.1$, 2H); 7.45 (d, $J=8.1$, 2H); 6.98 (s, 1H); 6.78 (dd, $J=1.8$, 8.0, 1H); 6.67 (d, $J=8.0$, 1H); 6.64 (d, $J=8.6$, 1H); 6.31 (d, $J=2.5$, 1H); 5.98 (m, 1H); 4.68 (bs, 2H); 4.40 (t, $J=5.1$, 1H); 4.29 (d, $J=6.4$, 2H); 3.65 (s, 3H); 3.58 (s, 3H); 3.37 (dt, $J=5.1$, 7.6, 2H); 2.46 (t, $J=7.6$, 2H); 1.65 (m, $J=7.2$, 2H).

Example 18



N-[2-amino-5-[[1*E*]-3-amino-3-oxoprop-1-en-1-yl]phenyl]-4-[[3,4-dimethoxyphenyl]amino]methyl]benzamide (88)

Scheme 16



Step 1: ***N*-(5-Bromo-2-nitro-phenyl)-4-[(3,4-dimethoxy-phenylamino)-methyl]-benzamide (86)**

[0326] Following the same procedure as described in Example 1 step 3 but substituting compound 3 for compound 2, the title compound was obtained, which was used without further purification.

[0327] ^1H NMR: (400.2 MHz, DMSO) δ (ppm): 10.4 (s, 1H); 8.08 (d, $J=2.2$, 1H); 7.96 (d, $J=8.6$, 1H); 7.87 (d, $J=8.4$, 2H); 7.60 (dd, $J=2.2$, 8.6, 1H); 7.52 (d, $J=8.4$, 2H); 6.64 (d, $J=8.4$, 1H); 6.30 (d, $J=2.5$, 1H); 5.97 (m, 2H); 4.31 (d, $J=6.1$, 2H); 3.65 (s, 3H); 3.58 (s, 3H).

Step 2: ***N*-(2-Amino-5-bromo-phenyl)-4-[(3,4-dimethoxy-phenylamino)-methyl]-benzamide (87).**

[0328] Following the same procedure described in Example 1, step 4 but substituting compound 5 for compound 86, the title compound was obtained in 28% yield (over two steps).

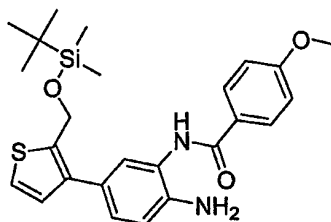
[0329] ^1H NMR: (400.2 MHz, DMSO) δ (ppm): 9.58 (s, 1H), 7.89 (d, $J = 8.2$ Hz, 2H), 7.46 (d, $J = 8.4$ Hz, 2H), 7.35 (d, $J = 2.3$ Hz, 1H), 7.08 (dd, $J = 8.4$, 2.3 Hz, 1H), 6.70 (d, $J = 8.6$ Hz, 1H), 6.64 (d, $J = 8.6$ Hz, 1H), 6.31 (d, $J = 2.5$ Hz, 1H), 5.99-5.96 (m, 2H), 5.12 (s, 2H), 4.29 (d, $J = 6.1$ Hz, 2H), 3.65 (s, 3H), 3.58 (s, 3H).

Step 3: ***N*-(2-Amino-5-(2-carbamoyl-vinyl)-phenyl)-4-[(3,4-dimethoxy-phenylamino)-methyl]-benzamide (88)**

[0330] Following the same procedure described in Example 17, step 1 but substituting compound 2 for compound 87, the title compound was obtained in 18% yield.

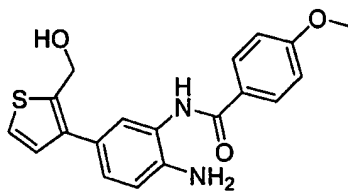
[0331] ^1H NMR: (400.2 MHz, DMSO) δ (ppm): 9.57 (s, 1H), 7.91 (d, $J = 8.2$ Hz, 2H), 7.46 (d, $J = 8.2$ Hz, 2H), 7.38 (d, $J = 2.0$ Hz, 1H), 7.32 (bs, 1H); 7.23 (d, $J = 16$ Hz, 1H), 7.15 (dd, $J = 2.0$, 8.4 Hz, 1H); 6.82 (bs, 1H); 6.74 (d, $J = 8.4$ Hz, 1H), 6.64 (d, $J = 8.6$ Hz, 1H), 6.32 (m, 1H), 6.29 (d, $J = 16$ Hz, 1H), 5.98 (m, 2H), 5.39 (bs, 2H), 4.30 (d, $J = 6.1$ Hz, 2H), 3.66 (s, 3H), 3.59 (s, 3H).

Examples 19



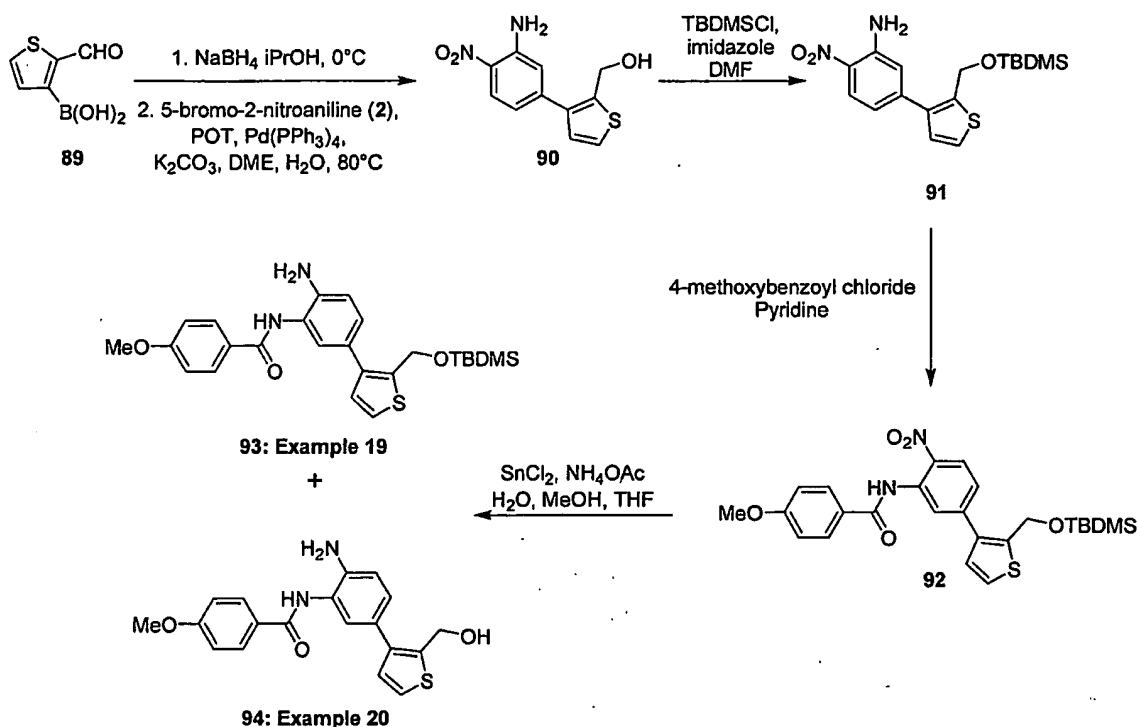
N-(2-Amino-5-(2-((tert-butyldimethylsilyloxy)methyl)thiophen-3-yl)phenyl)-4-methoxybenzamide (93) and

Example 20



N-(2-amino-5-(2-(hydroxymethyl)thiophen-3-yl)phenyl)-4-methoxybenzamide (94)

Scheme 17



Step 1. (3-(3-amino-4-nitrophenyl)thiophen-2-yl)methanol (90)

[0332] A suspension of the aldehyde **89** (500 mg, 3.21 mmol) and sodium borohydride (121 mg, 3.21 mmol) in isopropanol (5 ml) was stirred at 0°C during 3 h. The excess of hydride was quenched with acetone, and the solvent was evaporated. A suspension of the resulting boronic acid (or any other boronic acid), 5-bromo-2-nitroaniline (**2**) (697 mg, 3.21 mmol) (scheme 1, Example 1) POT (305 mg, 1.00 mmol), Pd(PPh₃)₄ (241 mg, 0.209 mmol) and K₂CO₃ (1.33 g, 9.63 mmol) in DME (12 ml) and water (4 ml) was stirred during 16 h at 80°C. The solvent was evaporated; ethyl acetate

was added and washed with saturated solution of NaCl. The organic layer was dried over MgSO₄, filtered and concentrated. After purification by flash chromatography on silica gel (eluent 40% EtOAc in Hexanes), 605 mg (75%) of compound **90** was obtained as a orange oil. ¹H NMR: (400 MHz, DMSO) δ (ppm): 7.98 (d, J = 9.0 Hz, 1H), 7.52 (d, J = 5.3 Hz, 1H), 7.44 (s, 2H), 7.15 (d, J = 5.3 Hz, 1H), 7.02 (d, J = 1.8 Hz, 1H), 6.73 (dd, J = 9.0, 2.0 Hz, 1H), 5.72 (t, J = 5.4 Hz, 1H), 4.70 (d, J = 5.5 Hz, 2H).

Step 2. 5-(2-((tert-butyldimethylsilyloxy)methyl)thiophen-3-yl)-2-nitrobenzenamine (91)

[0333] A solution of **90** (600 mg, 2.39 mmol), imidazole (245 mg, 3.60 mmol) and TBDMSCl (543 mg, 3.60 mmol) in DMF (20 ml) was stirred at room temperature during 16 h. The solvent was evaporated, ethyl acetate was added and washed with saturated solution of NaCl. The organic layer was dried over MgSO₄, filtered and concentrated. The residue was purified by flash chromatography (eluent 5-10% EtOAc in hexanes) to afford 674 mg (77%) of compound **91** as a yellow oil. ¹H NMR: (400 MHz, DMSO) δ (ppm): 7.97 (d, J = 8.8 Hz, 1H), 7.53 (d, J = 5.1 Hz, 1H), 7.45 (s, 2H), 7.15 (d, J = 5.3 Hz, 1H), 6.98 (d, J = 1.8 Hz, 1H), 6.70 (dd, J = 8.8, 2.0 Hz, 1H), 4.91 (s, 2H), 0.89 (s, 9H), 0.07 (s, 6H).

Step 3. 5 N-(5-(2-((tert-Butyldimethylsilyloxy)methyl)thiophen-3-yl)-2-nitrophenyl)-4-methoxybenzamide (92)

[0334] A solution of **91** (636 mg, 1.74 mmol) and 4-methoxybenzoyl chloride (446 mg, 2.62 mmol) in pyridine (10 ml) was stirred at room temperature during 16 h. The solvent was evaporated, ethyl acetate was added and washed with a saturated solution of NH₄Cl and then with a saturated solution NaCl. The organic layer was dried over MgSO₄, filtered and concentrated. After purification by flash chromatography on silica gel (eluent 5-10% EtOAc in Hexanes), 804 mg (93%) of compound **92** was obtained as a yellow oil. ¹H NMR: (400 MHz, DMSO) δ (ppm): 10.64 (s, 1H), 8.05 (d, J = 8.6 Hz, 1H), 7.95-7.93 (m, 3H), 7.59 (d, J = 5.3 Hz, 1H), 7.46 (dd, J = 8.6, 2.0 Hz, 1H), 7.28 (d, J = 5.3 Hz, 1H), 7.10 (dt, J = 9.0, 2.2 Hz, 2H), 4.95 (s, 2H), 3.85 (s, 3H), 0.88 (s, 9H), 0.09 (s, 6H).

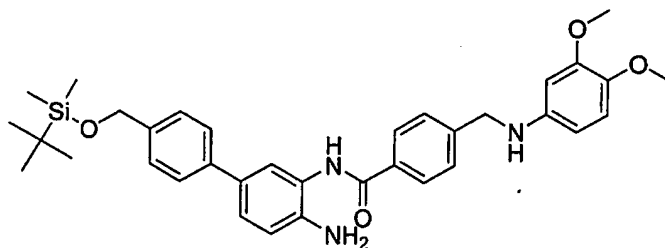
Step 4. N-(2-Amino-5-(2-((tert-butyldimethylsilyloxy)methyl)thiophen-3-yl)phenyl)-4-methoxybenzamide (93) and N-(2-amino-5-(2-(hydroxymethyl)thiophen-3-yl)phenyl)-4-methoxybenzamide (94)

[0335] A suspension of **92** (800 mg, 1.60 mmol), $\text{SnCl}_2 \cdot 2\text{H}_2\text{O}$ (2.17 g, 9.63 mmol) and NH_4OAc (1.23 g, 16.0 mmol) in a 1:1:1 mixture of MeOH/THF/water was stirred at room temperature during 16 h. Tin salts were filtered out and rinsed with EtOAc. The solvent was evaporated, ethyl acetate was added and washed with a saturated solution of NaHCO_3 and then with a saturated solution NaCl. The organic layer was dried OVER MgSO_4 , filtered and concentrated. After purification by flash chromatography on silica gel (eluent 0.5-5% MeOH in DCM), 200 mg (27%) of compound **93** was obtained as a beige powder and 92 mg (16%) of compound **94** was obtained as a beige powder.

[0336] Compound **93**: ^1H NMR: (DMSO) δ (ppm): 9.54 (s, 1H), 7.96 (d, $J = 8.8$ Hz, 2H), 7.43 (d, $J = 5.1$ Hz, 1H), 7.28 (d, $J = 1.8$ Hz, 1H), 7.09-7.02 (m, 4H), 6.81 (d, $J = 8.2$ Hz, 1H), 5.05 (s, 2H), 4.82 (s, 2H), 3.83 (s, 3H), 0.87 (s, 9H), 0.06 (s, 6H). MS: (calc.) 468.2; (obt.) 491.2 ($\text{M}+\text{Na}$) $^+$.

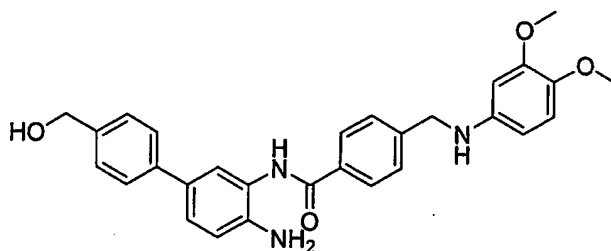
[0337] Compound **94**: ^1H NMR: (DMSO) δ (ppm): 9.57 (s, 1H), 7.96 (d, $J = 8.8$ Hz, 2H), 7.40 (d, $J = 5.1$ Hz, 1H), 7.23 (d, $J = 1.8$ Hz, 1H), 7.09-7.02 (m, 4H), 6.81 (d, $J = 8.0$ Hz, 1H), 5.51 (t, $J = 5.4$ Hz, 1H), 5.01 (s, 2H), 4.64 (d, $J = 5.3$ Hz, 2H), 3.83 (s, 3H). MS: (calc.) 354.1; (obt.) 354.1 ($\text{M}+\text{Na}$) $^+$.

Examples 21



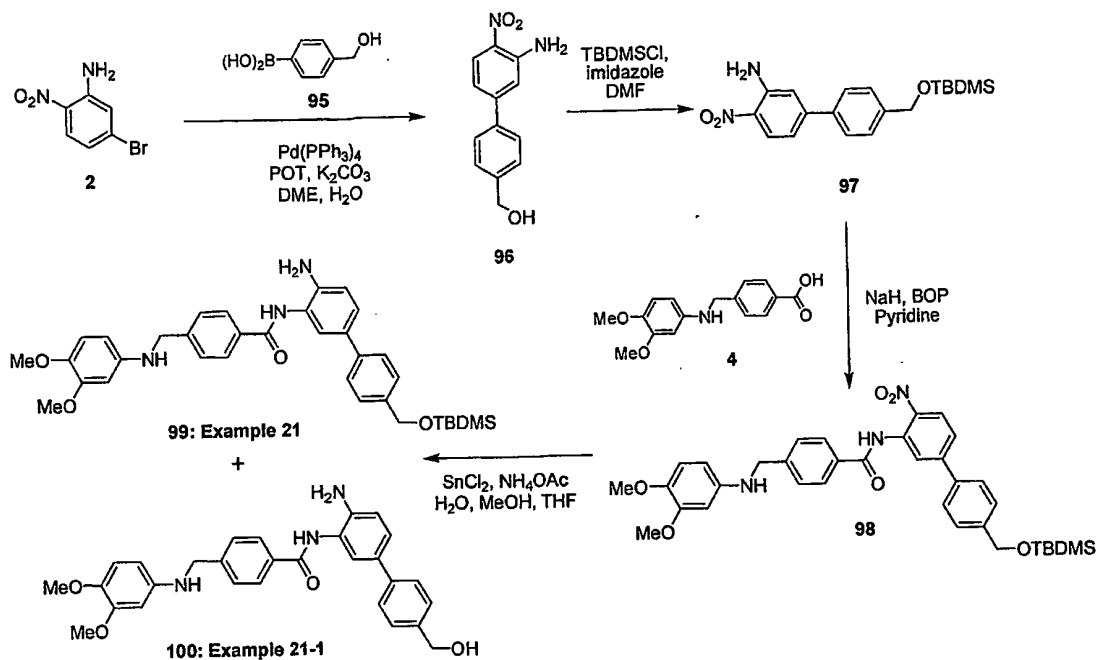
N-(2-Amino-5-(4-((tert-butyl dimethylsilyloxy)methyl)phenyl)phenyl)-4-((3,4-dimethoxyphenylamino)methyl)benzamide (99) and

Example 21-1



N-(2-amino-5-(4-(hydroxymethyl)phenyl)phenyl)-4-((3,4-dimethoxyphenylamino)methyl)benzamide (100)

Scheme 18



Steps 1 and 2. **2-Nitro-5-((4-(tert-butyldimethylsilyloxy)methyl)phenyl)aniline (97)**

[0338] The compound **97** was obtained following the same procedure as for the Examples 19 and 20, steps 1 and 2 (scheme 17) in 78% yield. ¹H NMR: (400 MHz, DMSO) δ (ppm): 8.01 (d, J = 9.0 Hz, 1H), 7.61 (d, J = 8.2 Hz, 2H), 7.46 (s, 2H), 7.41 (d, J = 8.0 Hz, 2H), 7.27 (d, J = 2.0 Hz, 1H), 6.91 (dd, J = 9.0, 2.0 Hz, 1H), 0.92 (s, 9H), 0.11 (s, 6H).

Step 3. **N-(2-nitro-5-(4-((tert-butyldimethylsilyloxy)methyl)phenyl)phenyl)-4-((3,4-dimethoxyphenylamino)methyl)benzamide (98)**

[0339] The compound **98** was obtained following the same procedure as in the Example 1, step 3 (scheme 1) in 28% yield. ¹H NMR: (DMSO) δ (ppm): 10.77 (s, 1H), 8.14 (d, J = 2.0 Hz, 1H), 8.09 (d, J = 8.6 Hz, 2H), 7.91 (d, J = 8.4 Hz, 2H), 7.72 (d, J = 8.2 Hz, 2H), 7.68 (dd, J = 8.6, 2.2 Hz, 1H), 7.53 (d, J = 8.4 Hz, 2H), 7.45 (d, J = 8.4 Hz, 2H), 6.65 (d, J = 8.6 Hz, 2H), 5.99-5.97 (m, 2H), 4.78 (s, 2H), 4.32 (d, J = 6.3 Hz, 2H), 3.66 (s, 3H), 3.59 (s, 3H), 0.93 (s, 9H), 0.11 (s, 6H).

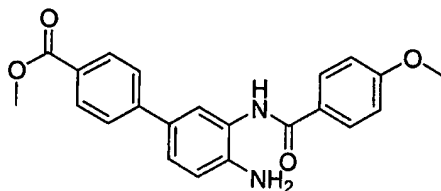
Step 4. **N-(2-amino-5-(4-((tert-butyldimethylsilyloxy)methyl)phenyl)phenyl)-4-((3,4-dimethoxyphenylamino)methyl)benzamide (99)** and **N-(2-amino-5-(4-(hydroxymethyl)phenyl)phenyl)-4-((3,4-dimethoxyphenylamino)methyl)benzamide (100)**

[0340] The compounds **99** and **100** were obtained following the same procedure as in Examples 19 and 20, step 4 (scheme 17).

[0341] Compound **99**: $^1\text{H NMR}$: (DMSO) δ (ppm): 9.66 (s, 1H), 7.93 (d, $J = 8.0$ Hz, 2H), 7.52-7.46 (m, 5H), 7.31-7.29 (m, 3H), 6.84 (d, $J = 7.6$ Hz, 1H), 6.64 (d, $J = 8.6$ Hz, 1H), 6.32 (s, 1H), 6.00-5.98 (m, 2H), 5.06 (s, 2H), 4.70 (s, 2H), 4.30 (d, $J = 5.9$ Hz, 2H), 3.66 (s, 3H), 3.59 (s, 3H), 0.91 (s, 9H), 0.10 (s, 6H). MS: (calc.) 597.2 (obt.) 598.5 (MH) $^+$.

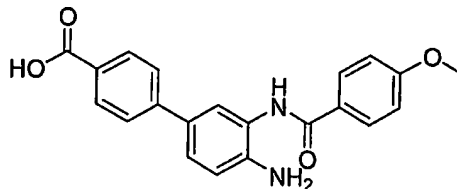
[0342] Compound **100**: $^1\text{H NMR}$: (DMSO) δ (ppm): 9.67 (s, 1H), 7.93 (d, $J = 7.8$ Hz, 2H), 7.50-7.46 (m, 5H), 7.31-7.29 (m, 3H), 6.84 (d, $J = 8.0$ Hz, 1H), 6.64 (d, $J = 8.4$ Hz, 1H), 6.32 (d, $J = 2.0$ Hz, 1H), 6.00-5.98 (m, 2H), 5.15 (t, $J = 5.5$ Hz, 1H), 5.06 (s, 2H), 4.49 (d, $J = 5.7$ Hz, 2H), 4.31 (d, $J = 5.9$ Hz, 2H), 3.66 (s, 3H), 3.59 (s, 3H). MS: (calc.) 483.2; (obt.) 484.4 (MH) $^+$.

Examples 22



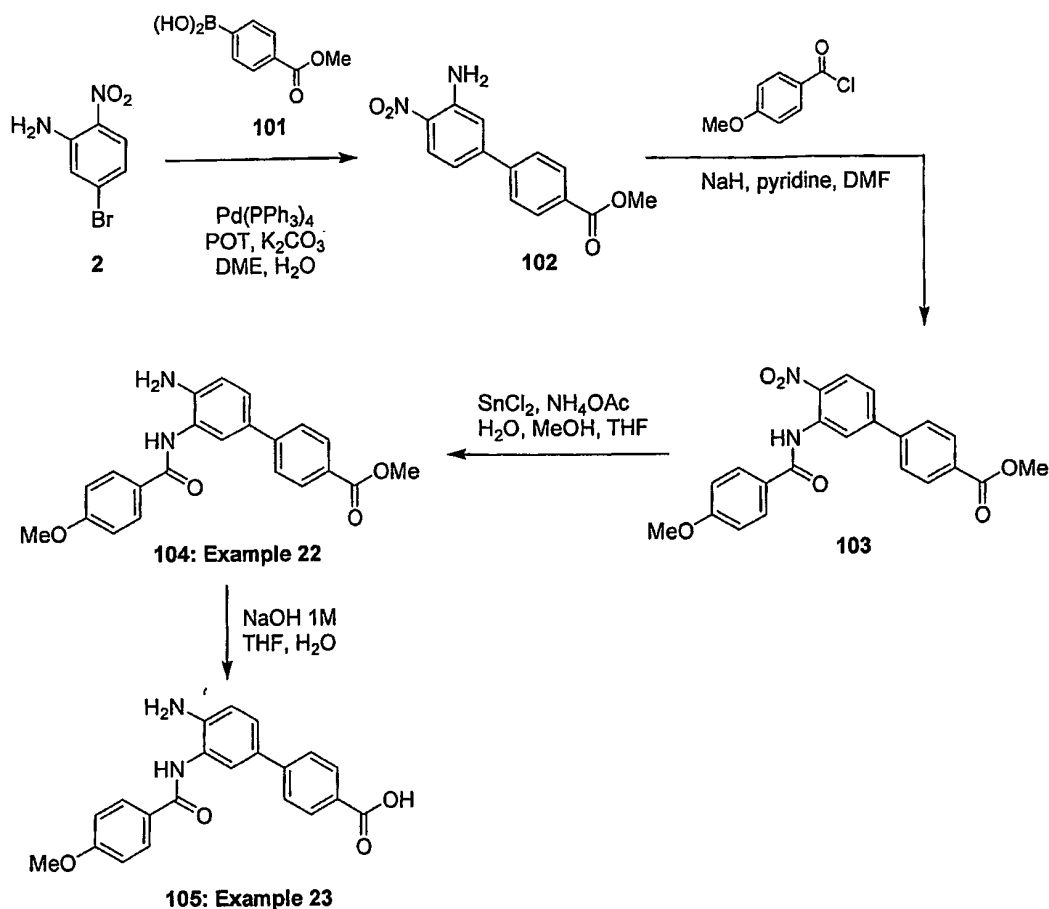
N-(2-Amino-5-(4-methoxycarbonylphenyl)phenyl)-4-methoxybenzamide (104) and

Example 23



N-(2-Amino-5-(4-carboxyphenyl)phenyl)-4-methoxybenzamide (105)

Scheme 19

Step 1. **2-Nitro-5-(4-methoxycarbonylphenyl)aniline (102)**

[0343] The compound **102** was obtained following the same procedure as in Example 19 and 20, step 1 (scheme 17) but substituting the boronic acid **89** for the boronic acid **101** in 70% yield. $^1\text{H NMR}$: (400 MHz, DMSO) δ (ppm): 8.07-8.04 (m, 3H), 7.78 (d, $J = 8.2$ Hz, 2H), 7.50 (s, 2H), 7.34 (d, $J = 2.0$ Hz, 1H), 6.96 (dd, $J = 9.0, 2.2$ Hz, 1H), 3.88 (s, 3H).

Step 2. **N-(2-Nitro-5-(4-methoxycarbonylphenyl)phenyl)-4-methoxybenzamide (103)**

[0344] A suspension of **102** (599 mg, 2.20 mmol), NaH 60% (141 mg, 3.52 mmol) and 4-methoxybenzoyl chloride (450 mg, 2.64 mmol) in pyridine (5 ml) and DMF (12 ml) was stirred at room temperature during 48 h. The solid was filtered out and rinsed with MeOH to give 584 mg (82%) of the title compound **103** as a yellow solid. $^1\text{H NMR}$: (400 MHz, DMSO) δ (ppm): 10.72 (s,

1H), 8.13-8.08 (m, 3H), 7.96 (d, J = 8.8 Hz, 2H), 7.90 (d, J = 8.6 Hz, 2H), 7.74 (dd, J = 8.6, 2.2 Hz, 1H), 7.11 (d, J = 8.8 Hz, 1H), 3.89 (s, 3H), 3.86 (s, 3H).

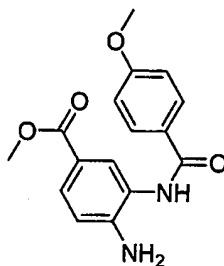
Step 3. **N-(2-Amino-5-(4-methoxycarbonylphenyl)phenyl)-4-methoxybenzamide (104)**

[0345] The compound **104** was obtained following the same procedure as in Example 19 and 20, step 4 (scheme 17) in 10% yield. ¹H NMR: (DMSO) δ (ppm): 9.61 (s, 1H), 7.98 (d, J = 8.8, Hz, 2H), 7.95 (d, J = 8.4 Hz, 2H), 7.71, (d, J = 8.4 Hz, 2H), 7.60 (d, J = 2.2 Hz, 1H), 7.43 (dd, J = 8.4, 2.2 Hz, 1H), 7.04 (d, J = 8.8 Hz, 2H), 6.86 (d, J = 8.4 Hz, 1H), 5.27 (sb, 2H), 3.85 (s, 3H), 3.84 (s, 3H). MS: (calc.) 376.1; (obt.) 377.1 (MH)⁺.

Step 4. **N-(2-Amino-5-(4-carboxyphenyl)phenyl)-4-methoxybenzamide (105)**

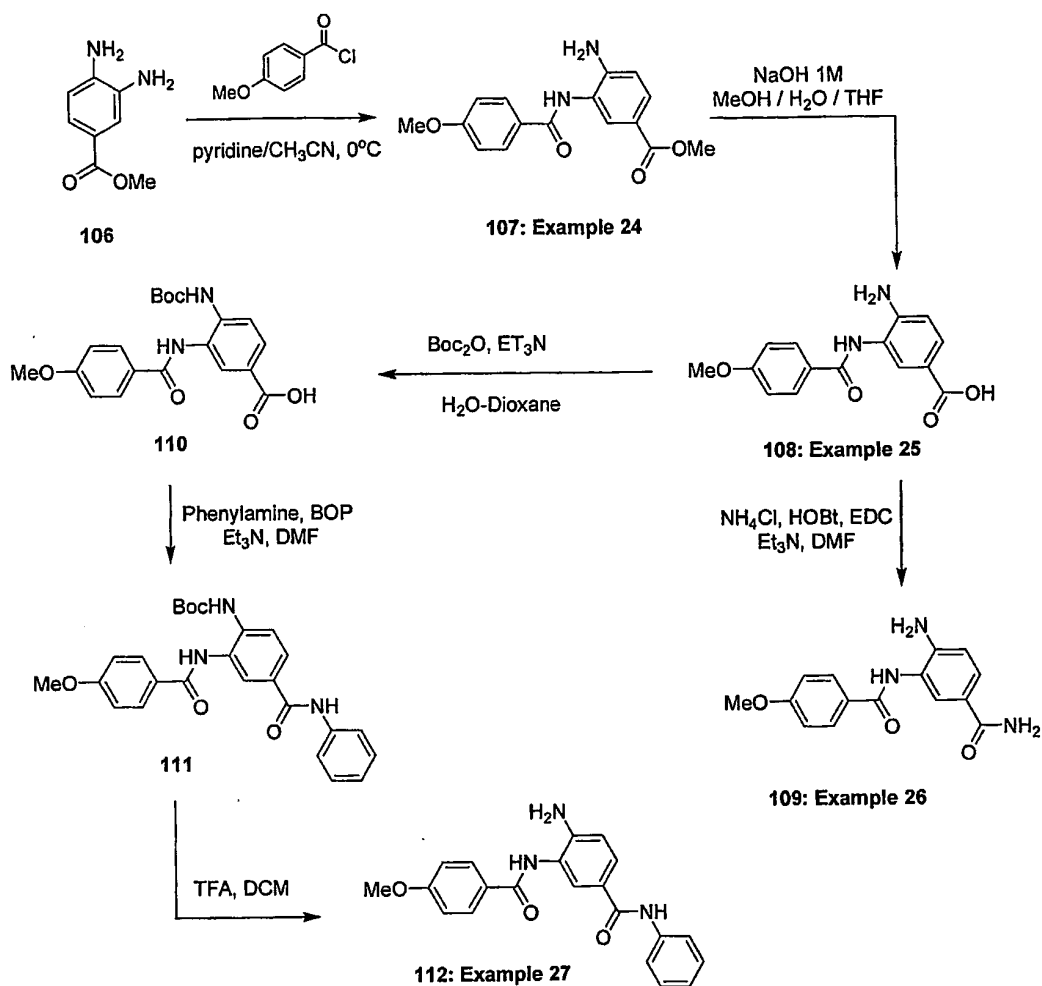
[0346] A solution of **104** (44 mg, 0.117) and NaOH 1M (0.24 ml, 0.24 mmol) in THF (1 ml) and water (1 ml) was stirred 48 h at 40°C. HCl 1M was added and the precipitate was filtered out. The solid was further purified by flash chromatography (eluent 3-5% MeOH in DCM), to give the compound **105** (34 mg, 80% yield). ¹H NMR: (DMSO) δ (ppm): 9.61 (s, 1H), 7.98 (d, J = 8.6 Hz, 2H), 7.93 (d, J = 8.2 Hz, 2H), 7.66 (d, J = 8.2 Hz, 2H), 7.58 (d, J = 2.0 Hz, 1H), 7.40 (dd, J = 8.2, 2.0 Hz, 1H), 7.04 (d, J = 8.8 Hz, 2H), 6.86 (d, J = 8.4 Hz, 1H), 5.23 (s, 2H), 3.84 (s, 3H). MS: (calc.) 362.1; (obt.) 363.1 (MH)⁺.

Example 24



Methyl 4-amino-3-(4-methoxybenzamido)benzoate

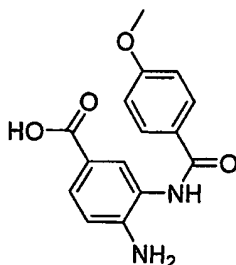
Scheme 20

Step 1. Methyl 4-amino-3-(4-methoxybenzamido)benzoate (**107**)

[0347] A solution of 4-methoxybenzoyl chloride (1.03 g, 6.02 mmol) in CH₃CN (6 ml) was added drop wise to a solution of methyl 3,4-diaminobenzoate (**106**) (1.00 g, 6.02 mmol) and pyridine (0.49 ml, 6.02 mmol) in CH₃CN (25 ml) at 0°C. The reaction mixture was stirred for 3 h at 0°C and the solvent was evaporated. Ethyl acetate was added and the organic layer was washed successively with saturated solutions of NH₄Cl, NaHCO₃ and NaCl, dried over MgSO₄, filtered and concentrated. After purification by flash chromatography on silica gel (eluent 1-3% MeOH in DCM), 1.03 g (56%) of compound **107** was obtained as a off white solid. ¹H NMR: (DMSO) δ (ppm): 9.51 (s, 1H), 7.96 (d, J

= 8.8 Hz, 2H), 7.75 (d, J = 2.0 Hz, 1H), 7.56 (dd, J = 8.4, 2.0 Hz, 1H), 7.03 (d, J = 9.0 Hz, 2H), 6.75 (d, J = 8.4 Hz, 1H), 5.80 (s, 2H), 3.83 (s, 3H), 3.75 (s, 3H). MS: (calc.) 300.1; (obt.) 301.1 (MH)⁺.

Example 25

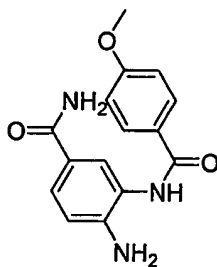


4-Amino-3-(4-methoxybenzamido)benzoic acid (108)

Step 1. 4-Amino-3-(4-methoxybenzamido)benzoic acid (108)

[0348] A suspension of **107** (400 mg, 1.33 mmol) and 1M NaOH (2.7 ml, 2.66 mmol) in 1:1 THF:MeOH (6 ml) was heated at 50°C for 16 h. HCl 1M was added to reach pH = 4 and the solid was filtered to give 370 mg (97%) of compound **108** as a white solid. ¹H NMR: (DMSO) δ (ppm): 9.52 (s, 1H), 7.96 (d, J = 8.8 Hz, 2H), 7.71 (d, J = 2.0 Hz, 1H), 7.54 (dd, J = 8.4, 2.0 Hz, 1H), 7.02 (d, J = 9.0 Hz, 2H), 6.74 (d, J = 8.4 Hz, 1H), 5.69 (s, 2H), 3.83 (s, 3H). MS: (calc.) 361.1; (obt.) 362.3 (MH)⁺.

Example 26



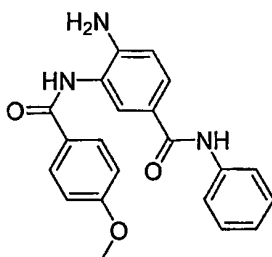
N-(2-amino-5-carbamoylphenyl)-4-methoxybenzamide (109)

Step 1. N-(2-amino-5-carbamoylphenyl)-4-methoxybenzamide (109)

[0349] A solution of **108** (200 mg, 0.70 mmol), NH₄Cl (74 mg, 1.40 mmol), HOBT-hydrate (104 mg, 0.77 mmol), EDC (119 mg, 0.77 mmol) and Et₃N (0.29 ml, 2.1 mmol) in DMF (3 ml) was stirred for 16 h at room temperature. The solvent was evaporated, ethyl acetate was added and the organic layer was washed successively with saturated solutions of NH₄Cl, NaHCO₃ and NaCl, dried over

MgSO₄, filtered and concentrated. The crude product was triturated in ethyl acetate and filtered to give the title compound **109** (60 mg, 30%). ¹H NMR: (DMSO) δ (ppm): 9.57 (s, 1H), 7.96 (d, J = 8.8 Hz, 2H), 7.67 (d, J = 2.2 Hz, 1H), 7.59 (sb, 1H), 7.52 (dd, J = 8.2, 2.0 Hz, 1H), 7.02 (d, J = 8.8 Hz, 2H), 6.90 (sb, 1H), 6.72 (d, J = 8.4 Hz, 1H), 5.41 (s, 2H), 3.83 (s, 3H). MS: (calc.) 285.1; (obt.) 286.1 (MH)⁺.

Example 27



N-(2-amino-5-phenylcarbamoylphenyl)-4-methoxybenzamide (**112**)

Step 1. 4-(tert-Butoxycarbonyl)-3-(4-methoxybenzamido)benzoic acid (**110**)

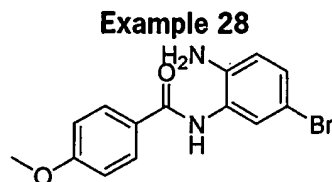
[0350] A solution of **108** (700 mg, 2.45 mmol), Boc₂O (801 mg, 3.67 mmol) and Et₃N (0.51 ml, 3.67 mmol) in 2:1 dioxane : water (15 ml) was stirred for 16 h at room temperature. The solvent was concentrated and HCl 1 M was added to reach a pH = 5. The precipitate was filtered to give 736 mg (78%) of the title compound **110** as a beige solid. ¹H NMR: (DMSO) δ (ppm): 9.81 (s, 1H), 8.87 (s, 1H), 8.02 (d, J = 1.6 Hz, 1H), 7.95 (dt, J = 9.0, 2.2 Hz, 2H), 7.75-7.74 (m, 2H), 7.07 (dt, J = 9.0, 2.2 Hz, 2H), 3.84 (s, 3H), 1.46 (s, 9H).

Step 2. tert-Butyl 2-(4-methoxybenzamido)-4-(phenylcarbamoyl)phenylcarbamate (**111**)

[0351] A solution of **110** (373 mg, 0.965 mmol), aniline (0.11 ml, 1.16 mmol), BOP (640 mg, 1.45 mmol) and Et₃N (0.40 ml, 1.45 mmol) in DMF (3 ml) was stirred during 16 h at room temperature. The solvent was evaporated, ethyl acetate was added and the organic layer was washed with saturated solutions of NH₄Cl, NaHCO₃ and NaCl, dried over MgSO₄, filtered and concentrated. After purification by flash chromatography on silica gel (eluent 30-40% AcOEt in hexane), 352 mg (79%) of compound **111** was obtained as a white solid. ¹H NMR: (DMSO) δ (ppm): 10.17 (s, 1H), 9.86 (s, 1H), 8.83 (s, 1H), 7.97 (dt, J = 9.0, 2.2 Hz, 2H), 7.84-7.73 (m, 4H), 7.35-7.31 (m, 2H), 7.10-7.05 (m, 3H), 3.85 (s, 3H), 1.47 (s, 9H).

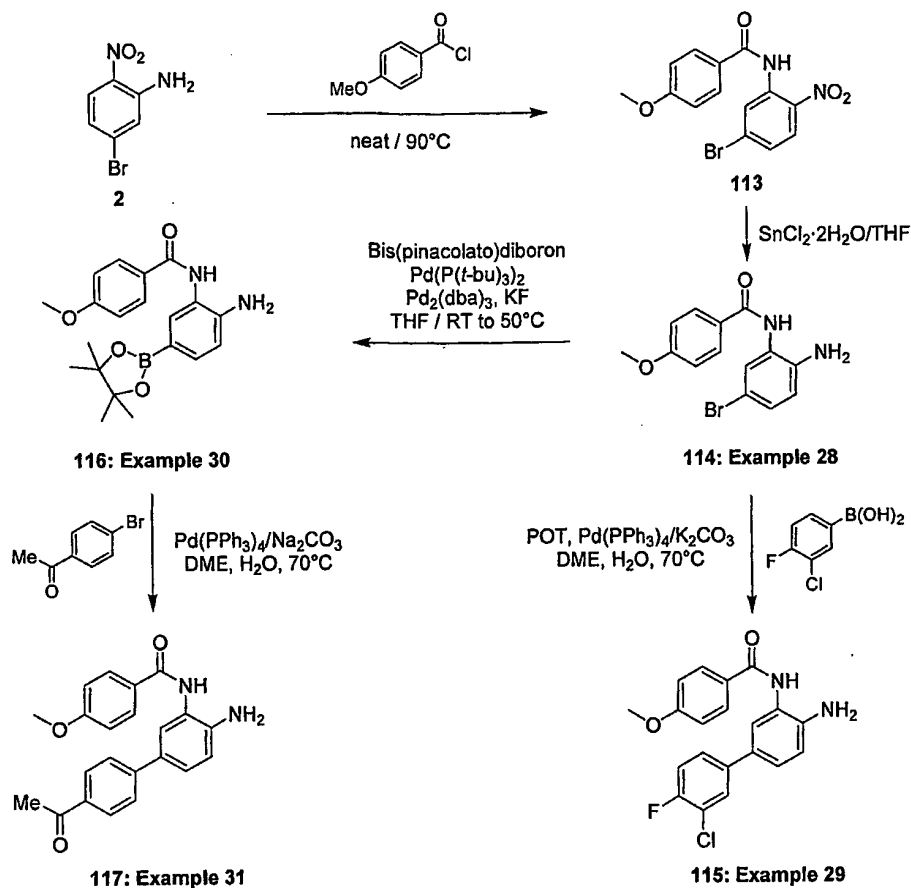
Step 3. N-(2-amino-5-phenylcarbamoylphenyl)-4-methoxybenzamide (112)

[0352] A solution of **111** (343 mg, 0.743 mmol) and TFA (0.5 ml) in DCM (3 ml) was stirred for 16 h at room temperature. The solvent was evaporated and the solid was purified by flash chromatography (eluent 2-3% MeOH / DCM) to afford the title compound **112** as an off-white solid (230 mg, 86% yield). ¹H NMR: (DMSO) δ (ppm): 9.83 (s, 1H), 9.62 (s, 1H), 7.99 (d, J = 8.8 Hz, 2H), 7.82 (d, J = 2.0 Hz, 1H), 7.73 (dd, J = 8.8, 1.2 Hz, 2H), 7.67 (dd, J = 8.4, 2.2 Hz, 1H), 7.31-7.27 (m, 2H), 7.05-7.01 (m, 3H), 6.80 (d, J = 8.4 Hz, 1H), 3.84 (s, 3H). MS: (calc.) 361.1; (obt.) 362.1 (MH)⁺.



N-(2-amino-5-bromo-phenyl)-4-methoxy-benzamide (114)

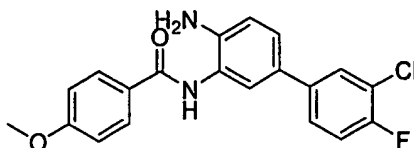
Scheme 21

Steps 1 and 2. **N-(2-Amino-5-bromo-phenyl)-4-methoxy-benzamide (114)**

[0353] In a flame dried, round bottom flask, 5-bromo-2-nitro-aniline (**2**) (10.66 g, 49.09 mmol), (scheme 1, Example 1), and 4-methoxybenzoyl chloride (8.37 g, 49.09 mmol) were added. The mixture was heated to 90°C. The melted solids were stirred overnight to give a yellow-brown solid. THF (250 mL) was then added and the solution was treated with $\text{SnCl}_2 \cdot 2\text{H}_2\text{O}$ (55.38 g, 245.45 mmol, 5.0 eq) and stirred at room temperature for 2 hrs. Approx. half of the THF was evaporated then 200 mL of EtOAc and 100 mL sat. NaHCO_3 were added. The precipitated tin salt was taken out by filtration and a work-up was done on the filtrate with EtOAc. The combined organic layers were washed with water and brine and dried over MgSO_4 . Most of the EtOAc was evaporated then hexane was added and the precipitate was collected by filtration to give the title compound **114** as a beige powder (13.40 g, 85% yield). ^1H NMR (DMSO-d_6) δ (ppm): 9.52 (s, 1H), 7.93 (d, $J=9.0$ Hz, 2H), 7.34

(d, J=2.3 Hz, 1H), 7.08 (dd, J=8.6, 2.3 Hz, 1H), 7.02 (d, J=9.0 Hz, 2H), 6.71 (d, J=8.6 Hz, 1H), 5.10 (s, 2H), 3.82 (s, 3H).

Example 29

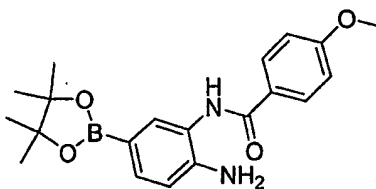


N-(2-amino-5-(3-chloro-4-fluorophenyl)phenyl)-4-methoxybenzamide (115)

Step 1. N-(2-Amino-5-(3-chloro-4-fluorophenyl)phenyl)-4-methoxybenzamide (115)

[0354] The compound **115** was obtained following the same Suzuki coupling procedure as in Examples 19 and 20 step 1 (scheme17) in 84% yield. ¹H NMR: (DMSO) δ (ppm): 9.59 (s, 1H), 7.97 (d, J = 8.8 Hz, 2H), 7.71 (dd, J = 7.2, 2.3 Hz, 1H), 7.56-7.52 (m, 1H), 7.51 (d, J = 2.2 Hz, 1H), 7.40 (t, J= 9.0 Hz, 1H), 7.33 (dd, J = 8.2; 2.3, 1H), 7.04 (d, J = 9.0 Hz, 2H), 6.84 (d, J = 8.4 Hz, 1H), 5.16 (sb, 2H), 3.84 (s, 3H). MS: (calc.) 370.1; (obt.) 371.1 (MH)⁺.

Example 30

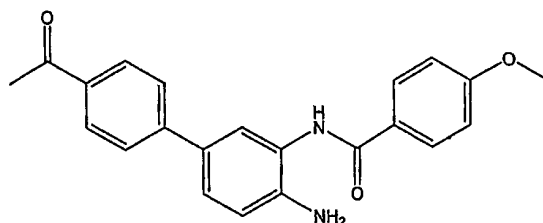


N-[2-Amino-5-(4,4,5,5-tetramethyl-[1,3,2]dioxaborolan-2-yl)phenyl]-4-methoxybenzamide (116)

Step 1. N-[2-Amino-5-(4,4,5,5-tetramethyl-[1,3,2]dioxaborolan-2-yl)phenyl]-4-methoxybenzamide (116)

[0355] In a 75 mL pressure vessel, N-(2-amino-5-bromo-phenyl)-4-methoxybenzamide (**114**) (2.95 g, 9.19 mmol.), bis(pinacolato)diboron (2.80 g, 11.03 mmol) and THF (25 mL) were added. Air was then removed by vacuum and then the vessel was purged with nitrogen. Pd(P(tBu)₃)₂ (0.070 g, 0.14 mmol), Pd₂(dba)₃ (0.063 g, 0.07 mmol) and KF (1.76 g, 30.34 mmol, 3.3 eq.) were then added and the air was removed after each addition. The pressure vessel was sealed and the mixture was stirred at 50 °C for a week. The two palladium catalysts were added again after 2 and 4 days. After completion of the reaction, the mixture was extracted with EtOAc. The combined organic layers were rinsed with water and brine and concentrated. The obtained oil was then purified by column chromatography on silica gel with EtOAc / hexane (50:50) to give the title compound **116** as a pale

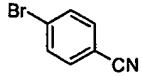

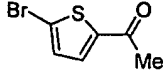
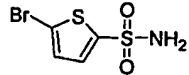
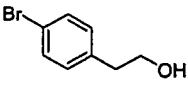
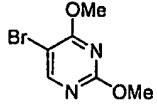
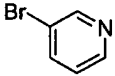
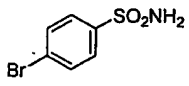
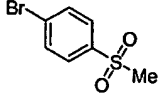
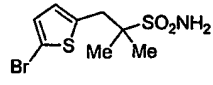
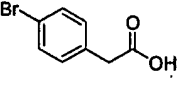
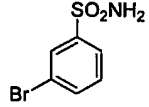
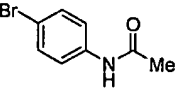
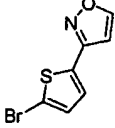
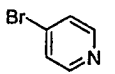
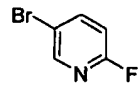
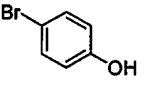
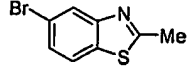
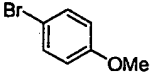
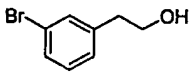
yellow solid (1.53 g, 45%). $^1\text{H NMR}$ (DMSO-d_6) δ (ppm): 9.47 (s, 1H), 7.95 (d, $J=8.8$ Hz, 2H), 7.41 (d, $J=1.4$ Hz, 1H), 7.24 (dd, $J=7.8, 1.4$ Hz, 1H), 7.01 (d, $J=8.8$ Hz, 2H), 6.70 (d, $J=7.8$ Hz, 1H), 5.31 (s, 2H), 3.82 (s, 3H), 1.25 (s, 12H).

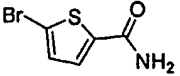
Example 31**N-(4'-Acetyl-4-amino-biphenyl-3-yl)-4-methoxy-benzamide (117)****Step 1. N-(4'-Acetyl-4-amino-biphenyl-3-yl)-4-methoxy-benzamide (117)**

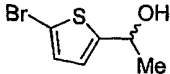
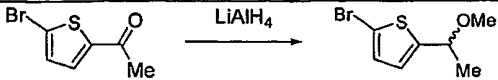
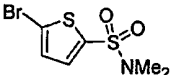
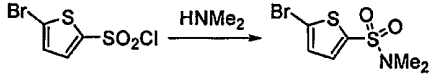
[0356] In a pressure vessel, N-[2-Amino-5-(4,4,5,5-tetramethyl-[1,3,2]dioxaborolan-2-yl)-phenyl]-4-methoxy-benzamide (**116**) (170 mg, 0.462 mmol), 1-(4-bromophenyl)ethanone (184 mg, 0.923 mmol), (or any aryl bromide from the tables below), DME (4.6 mL per mmol of **116**) and H_2O (2.15 mL per mmol of **116**) were added. Air was then removed by vacuum and then the vessel was purged with nitrogen. $\text{Pd}(\text{PPh}_3)_4$ (27mg, 0.023 mmol, 0.05 eq.) and Na_2CO_3 (147 mg, 1.38 mmol, 3.0 eq.) were then added and oxygen was removed after each addition. The pressure vessel was sealed and the mixture was stirred at 75 °C overnight. The mixture was cooled at room temp., water was added and the mixture was extracted with EtOAc. The combined organic layers were rinsed with brine, dried over MgSO_4 and concentrated to give 42 mg (25%) of the title compound **117**. $^1\text{H NMR}$ (DMSO-d_6) δ (ppm): 9.61 (s, 1H), 7.96 (dd, $J=12.8, 8.8$ Hz, 4H), 7.70 (d, $J=8.8$ Hz, 2H), 7.60 (d, $J=2.1$ Hz, 1H), 7.42 (dd, $J=8.4, 2.3$ Hz, 1H), 7.04 (d, $J=8.8$ Hz, 2H), 6.86 (d, $J=8.2$ Hz, 1H), 5.26 (s, 2H), 3.84 (s, 3H), 2.58 (s, 3H). MS (m/z): 360.41 (calc) 361.1 (MH+) (found).

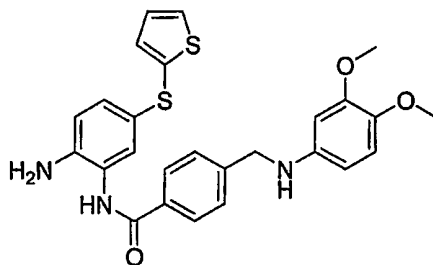
Table 3a

| Commercially available aryl bromide | Example | Cmpd | Commercially available aryl bromide | Example | Ccmpd |
|-------------------------------------|---------|-------|-------------------------------------|---------|-------|
| | 31 | 117 | | 31II | 117II |
| | 31aa | 117aa | | 31mm | 117mm |

| Commercially available aryl bromide | Example | Cmpd | Commercially available aryl bromide | Example | Ccmpd |
|---|---------|-------|--|---------|-------|
|  | 31bb | 117bb |  | 31nn | 117nn |
|  | 31cc | 117cc |  | 31oo | 117oo |
|  | 31dd | 117dd |  | 31pp | 117pp |
|  | 31ee | 117ee |  | 31qq | 117qq |
|  | 31ff | 117ff |  | 31rr | 117rr |
|  | 31gg | 117gg |  | 31ss | 117ss |
|  | 31hh | 117hh |  | 31tt | 117tt |
|  | 31ii | 117ii |  | 31uu | 117uu |
|  | 31jj | 117ii |  | 31ll | 117ll |
|  | 31kk | 117jj |  | 31mm | 117mm |

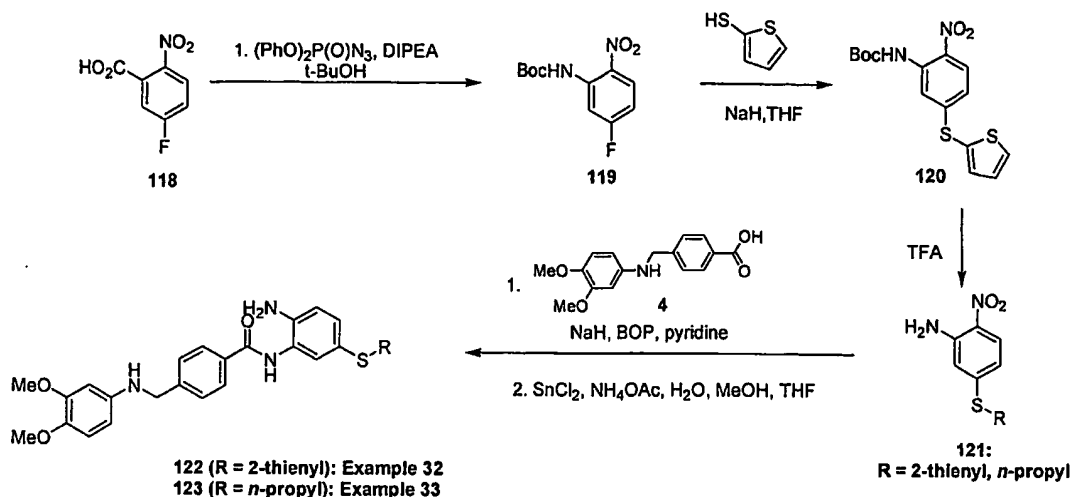
| Non-commercial aryl bromide | Example | Cmpd | Synthetic procedure |
|---|---------|-------|--|
|  | 31vv | 117vv | <i>J. Med. Chem.</i> 1997 , 40, p. 2936-2947, |

| Non-commercial aryl bromide | Example | Cmpd | Synthetic procedure |
|---|---------|-------|---|
|  | 31ww | 117ww |  <p>1-(5-Bromothiophen-2-yl)ethanol A suspension of lithium aluminum hydride (364 mg, 9.76 mmol) in diethyl ether (40 mL) was cooled down to -78°C under N₂ and a solution of 2-acetyl-5-bromothiophene (1.00g, 4.88 mmol) was slowly transferred <i>via</i> canula into the stirring suspension. The mixture was stirred for 2h at -78°C and quenched with caution with a 5% HCl solution. The grey mixture was allowed to warm to rt and stirred for additional 16h. The supernatant was decanted and concentrated <i>in vacuo</i>. The remaining white aluminum aqueous layer was extracted twice with EtOAc. The extracts were combined with the residue produced after evaporation of the supernatant and were washed with H₂O, brine, dried over MgSO₄, filtered and concentrated again <i>in vacuo</i> affording the title 1-(5-bromothiophen-2-yl)ethanol (870 mg, 87% yield). ¹H NMR: (400 MHz, DMSO-d₆) δ (ppm): 7.00 (d, J=3.7 Hz, 1H), 6.72 (dd, J=3.7, 1.0 Hz, 1H), 5.66 (d, J=4.9 Hz, 1H), 4.85 (quintd, J=6.1, 1.2 Hz, 1H). LRMS (m/z): 188.9 (M-H₂O).</p> |
|  | 31xx | 117xx |  <p>5-Bromothiophene-2-(N,N-dimethyl)sulfonamide A round-bottom flask was charged with 5-bromothiophene-2-sulfonylchloride (1.00 g, 3.82 mmol) and a 2M solution of N,N-dimethylamine (6 mL, 11.46 mmol) in THF was added. The mixture was stirred for 1h and the solvent was removed <i>in vacuo</i>. The residue was partitioned between EtOAc and H₂O. The organic layer was washed with H₂O, brine, dried over MgSO₄, filtered and concentrated. The resulting colorless liquid was purified by flash chromatography on silica gel using EtOAc/hexanes as an eluent with increasing polarity (10:90 to 20:80) affording the title 5-bromothiophene-2-(N,N-dimethyl)sulfonamide (340 mg, 33% yield). ¹H NMR: (400 MHz, CDCl₃) δ (ppm): 7.30 (d, J=4.0 Hz, 1H), 7.13 (d, J=4.0 Hz, 1H), 2.78 (s, 6H). LRMS: (m/z): 270.0/272.0 (M/M+2)⁺.</p> |

Example 32

4-((3,4-Dimethoxyphenylamino)methyl)-N-(2-amino-5-(thiophen-2-ylthio)phenyl)benzamide (122)

Scheme 22

Step 1. *tert*-Butyl 5-fluoro-2-nitrophenylcarbamate (119)

[0357] A flame-dried pressure vessel was charged with 5-fluoro-2-nitrobenzoic acid **118** (5.00g, 27.0 mmol) and dry *t*-butyl alcohol (50 mL). To this solution were successively added *N,N*-diisopropyl-*N*-ethylamine (5 mL) and diphenylphosphoryl azide (6.42 mL, 29.7 mmol). The vessel was closed with teflon cap and the mixture was heated at 90°C for 2h. It was then allowed to cool to r.t. over 16 h. The solvent was removed *in vacuo* and the residue was partitioned between EtOAc and H₂O. The aqueous layer was extracted with fresh EtOAc and the combined organic layers were washed with HCl 1N, sat. NaHCO₃, brine, dried over MgSO₄, filtered and concentrated. The resulting yellow oil was purified by flash chromatography on silica gel using EtOAc/hexanes (10:90) as an eluent, affording the title compound **119** (6.03g, 87% yield) as light yellow crystals. LRMS: (m/z): 279.3 (M+Na⁺).

Step 2. *tert*-Butyl 2-nitro-5-(thiophen-2-ylthio) phenylcarbamate (120)

[0358] A pressure vessel was charged with thiophene-2-thiol (236 mg, 2.03 mmol) and THF (4 mL). To this solution were successively added sodium hydride (60% suspension in mineral oil) (86 mg, 2.15 mmol) and compound **119** (500 mg, 1.95 mmol). The vessel was closed with teflon cap and the mixture heated to 90°C for 2h. It was allowed to cool to r.t.; and the reaction was quenched with H₂O, followed by THF removal *in vacuo*. The residue was partitioned between EtOAc and H₂O. The aqueous layer was extracted with fresh EtOAc and the combined organic layers were washed

with HCl 1N, sat. NaHCO₃, brine, dried over MgSO₄, filtered and concentrated. The residue was allowed to crystallize from a mixture of EtOAc/hexane over 72 hours, affording the title compound **120** (610 mg, 88% yield). ¹H NMR: (400 MHz, Acetone-d₆) δ (ppm): 9.67 (s, 1H), 8.32 (d, J=2.2 Hz, 1H), 8.13 (d, J=8.8 Hz, 1H), 7.90 (dd, J=5.3, 1.2 Hz, 1H), 7.50 (dd, J=3.5, 1.2 Hz, 1H), 7.28 (dd, J=5.3, 3.5 Hz, 1H), 6.81 (dd, J=8.8, 2.0 Hz, 1H), 1.53 (s, 9H). LRMS: (m/z): 275.2 (M+Na⁺).

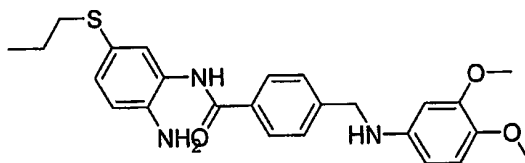
Step 3. **2-Nitro-5-(thiophen-2-ylthio) aniline (121, R = 2-thienyl)**

[0359] Following the same procedure as in Example 27, step 3 (scheme 20) substituting compound **111** for compound **120** (550 mg, 1.56 mmol), the title compound **121** was obtained (271 mg, 69% yield). ¹H NMR: (400 MHz, acetone-d₆) δ (ppm): 7.97 (d, J=9.0 Hz, 1H), 7.87 (dd, J=5.3, 1.2 Hz, 1H), 7.44 (dd, J=3.5, 1.2 Hz, 1H), 7.25 (dd, J=5.5, 3.7 Hz, 1H), 7.11 (bs, 2H), 6.66 (d, J=2.0 Hz, 1H), 6.42 (dd, J=9.0, 2.0 Hz, 1H). LRMS: (m/z): 253.1 (MH⁺).

Steps 4 and 5. **4-((3,4-Dimethoxyphenylamino)methyl)-N-(2-amino-5-(thiophen-2-ylthio)phenyl)benzamide (122)**

[0360] Following the same procedures as in Example 21, steps 3 and 4 (scheme 18) but substituting compound **97** for compound **121** the title compound **122** was obtained in 6% yield (over 2 steps). ¹H NMR: (400 MHz, DMSO-d₆) δ (ppm): 9.57 (s, 1H), 7.87 (d, J=8.4 Hz, 2H), 7.57 (dd, J=5.3, 1.2 Hz, 1H), 7.44 (d, J=8.4 Hz, 2H), 7.27 (d, J=2.0 Hz, 1H), 7.19 (dd, J=3.5, 1.2 Hz, 1H), 7.05 (dd, J=8.2, 2.2 Hz, 1H), 7.01 (dd, J=5.3, 3.5 Hz, 1H), 6.72 (d, J=8.2 Hz, 1H), 6.63 (d, J=8.6 Hz, 1H), 6.30 (d, J=2.5 Hz, 1H), 5.97 (dd, J=8.4, 2.5 Hz, 1H), 5.96 (d, J=6.5 Hz, 1H), 5.20 (s, 2H), 4.28 (d, J=6.3 Hz, 2H), 3.65 (s, 3H), 3.58 (s, 3H). LRMS: (m/z): 492.5 (MH⁺).

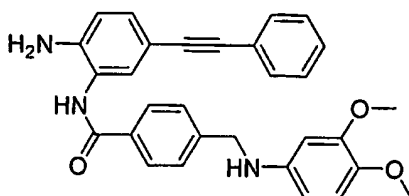
Example 33



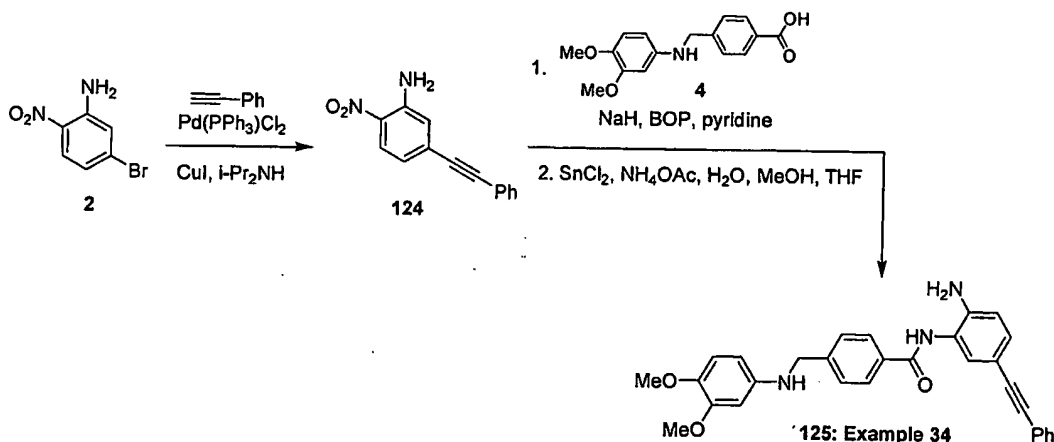
4-((3,4-Dimethoxyphenylamino)methyl)-N-(2-amino-5-(propylthio)phenyl)benzamide (123):

[0361] Following the same procedures as in Example 21, steps 3 and 4 (scheme 18) but substituting compound **97** for the commercially available 2-nitro-5-(propylthio)aniline (**121**, R = n-propyl) (222 mg, 1.04 mmol), afforded the title compound (**123**) as a light yellow oil (102 mg, 22%

yield for 2 steps). ^1H NMR: (400 MHz, DMSO-d_6) δ (ppm): 9.57 (s, 1H), 7.89 (d, $J=8.2$ Hz, 2H), 7.45 (d, $J=8.0$ Hz, 2H), 7.23 (d, $J=0.4$ Hz, 1H), 7.01 (dd, $J=8.4, 2.2$ Hz, 1H), 6.71 (d, $J=8.4$ Hz, 1H), 6.63 (d, $J=8.6$ Hz, 1H), 6.31 (d, $J=2.3$ Hz, 1H), 5.98 (dd, $J=8.2, 2.5$ Hz, 1H), 5.97 (d, $J=5.9$ Hz, 1H), 5.04 (s, 2H), 4.29 (d, $J=5.9$ Hz, 2H), 3.65 (s, 3H), 3.58 (s, 3H), 2.71 (t, $J=7.0$ Hz, 2H), 1.50 (sext, $J=7.0$ Hz, 2H), 0.93 (t, $J=7.2$ Hz, 3H). LRMS: (m/z): 452.5 (MH^+).

Example 34

**4-((3,4-dimethoxyphenylamino)methyl)-N-(2-amino-5-(2-phenylethynyl)phenyl)benzamide
(125)**

Scheme 23**Step 1. 2-Nitro-5-(2-phenylethynyl)benzenamine (124)**

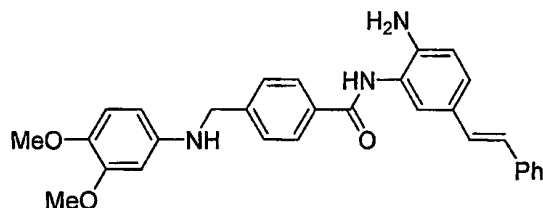
[0362] A flame-dried flask was charged with the 5-bromo-2-nitroaniline (**2**, 300 mg, 1.38 mmol) (scheme 1, Example 1), phenylacetylene (155 mg, 1.52 mmol) and ethyl acetate (13.8 mL). The solution was degassed under vacuum and put under N_2 atmosphere. Then, dichlorobis(triphenylphosphine)palladium (48 mg, 0.069 mmol) and copper iodide (26 mg, 0.138 mmol) were added. The yellow solution was degassed again (3 cycles), N,N -diisopropylamine (231 μL , 1.68 mmol) was added and the solution rapidly turned dark. It was degassed twice again and allowed to stir under N_2 atmosphere at r.t. over 16h. Then it was passed through celite and the

filtrate was successively washed with dilute aqueous ammonia (NH₄OH), saturated NaHCO₃, saturated NH₄Cl, brine, dried over MgSO₄, filtered and concentrated. The resulting dark solid was purified by flash chromatography on silica gel using EtOAc/hexanes as the eluent with increasing polarity (10:90 to 15:85) affording the title compound **124** (242 mg, 74% yield) as a deep yellow solid. ¹H NMR: (400 MHz, CD₃OD) δ(ppm): 8.04 (dd, J=8.8, 0.4 Hz, 1H), 7.54-7.51 (m, 2H), 7.40-7.37 (m, 3H), 7.11 (dd, J=1.8, 0.4 Hz, 1H), 6.73 (dd, J=8.8, 1.8 Hz, 1H). LRMS: (m/z): 239.3 (MH⁺).

Steps 2 and 3. **4-((3,4-Dimethoxyphenylamino)methyl)-N-(2-amino-5-(2-phenylethynyl)phenyl)benzamide (125)**

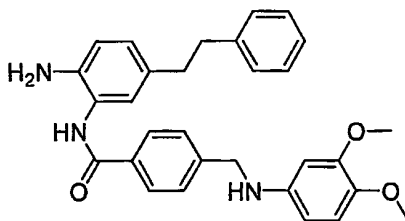
[0363] Following the same procedures as in Example 21, steps 3 and 4 (scheme 18) but substituting compound **97** for compound **124** (240 mg, 1.01 mmol), compound **125** was synthesized (136 mg, 31% yield for 2 steps). ¹H NMR: (400 MHz, CD₃OD) δ (ppm): 7.93 (d, J=8.4 Hz, 2H), 7.52 (d, J=8.2 Hz, 2H), 7.44 (dd, J=8.2, 1.8 Hz, 2H), 7.35-7.29 (m, 4H), 7.21 (dd, J=8.2, 2.0 Hz, 1H), 6.85 (d, J=8.4 Hz, 1H), 6.71 (d, J=8.4 Hz, 1H), 6.36 (d, J=2.7 Hz, 1H), 6.13 (dd, J=8.4, 2.5 Hz, 1H), 4.39 (s, 2H), 3.75 (s, 3H), 3.71 (s, 3H). LRMS: (m/z): 478.5 (MH⁺).

Examples 34-1



4-((3,4-dimethoxyphenylamino)methyl)-N-(2-amino-5-styrylphenyl)benzamide (127)

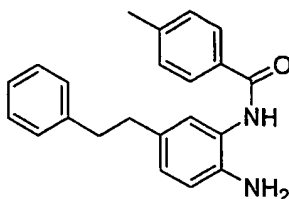
Examples 35



4-((3,4-Dimethoxyphenylamino)methyl)-N-(2-amino-5-phenethylphenyl)benzamide (128)

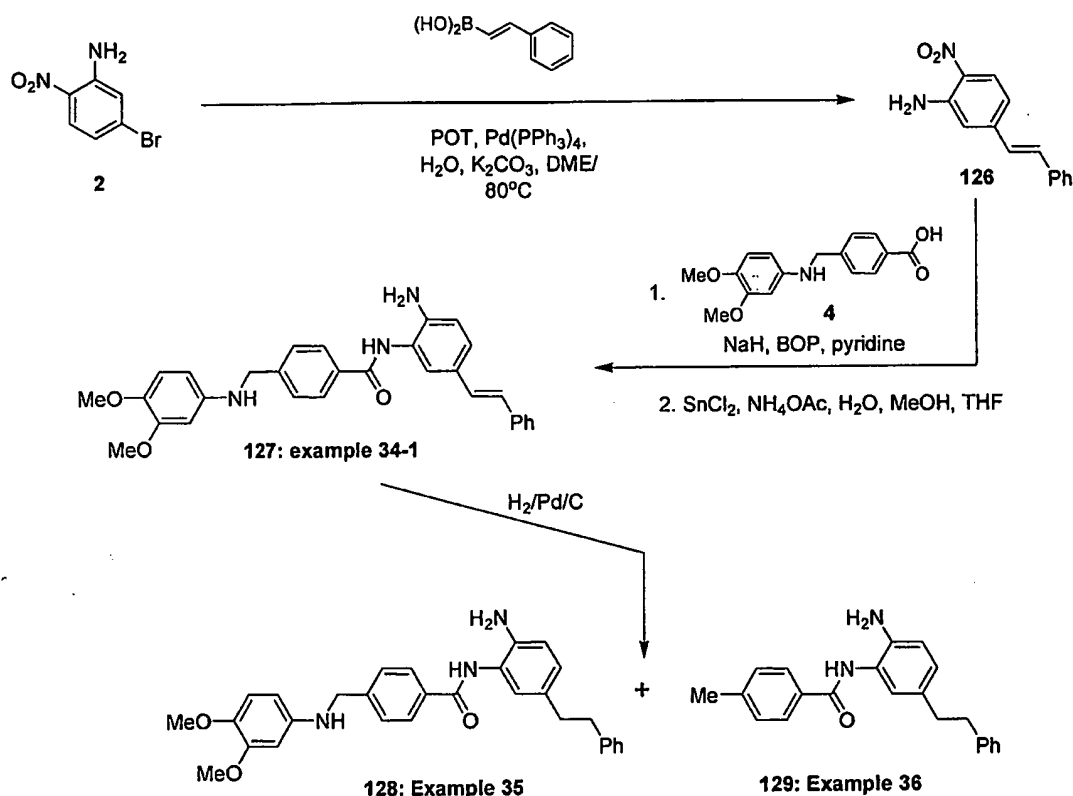
and

Example 36



N-(2-amino-5-phenethyl-phenyl)-4-methyl-benzamide (129)

Scheme 24



Step 1. 2-Nitro-5-styrylbenzenamine (126)

[0364] Following the same procedure as in Example 1, step 2 (scheme 1) but substituting 2-thiopheneboronic acid for *trans*-2-phenylvinylboronic acid (245 mg, 1.66 mmol), the title compound **126** was prepared (230 mg, 69% yield). ^1H NMR: (400 MHz, acetone- d_6) δ (ppm): 7.89 (d, $J=8.8$ Hz, 1H), 7.49 (d, $J=7.0$ Hz, 2H), 7.27-7.18 (m, 3H), 7.19 (d, $J=16.2$ Hz, 1H), 7.05 (d, $J=15.3$ Hz, 1H), 7.02 (s, 1H), 6.93 (bs, 2H), 6.87 (dd, $J=9.0, 1.6$ Hz, 1H). LRMS: (m/z): 241.3 (MH^+).

Steps 2 and 3. **4-((3,4-dimethoxyphenylamino)methyl)-N-(2-amino-5-styrylphenyl)benzamide (127)**

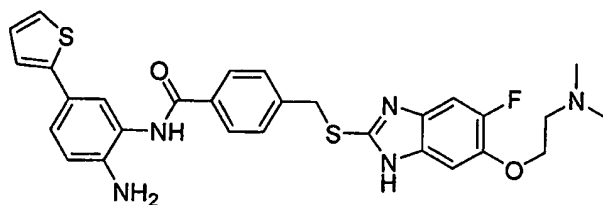
[0365] Following the same procedures as in Example 21, steps 3 and 4 (scheme 18) but substituting compound **97** for compound **126** (230 mg, 0.957 mmol), the title compound **127** was prepared (159 mg, 35% yield for 2 steps). ¹H NMR: (400 MHz, Acetone-d₆) δ (ppm): 9.07 (s, 1H), 8.01 (d, J=8.2 Hz, 2H), 7.55 (d, J=8.2 Hz, 2H), 7.55-7.52 (m, 3H), 7.32 (t, J=7.4 Hz, 2H), 7.28 (dd, J=8.2, 2.2 Hz, 1H), 7.19 (t, J=7.2 Hz, 1H), 7.13 (d, J=16.4 Hz, 1H), 7.0 (d, J=16.2 Hz, 1H), 6.89 (d, J=8.2 Hz, 1H), 6.70 (d, J=8.4 Hz, 1H), 6.41 (d, J=2.7 Hz, 1H), 6.12 (dd, J=8.6, 2.7 Hz, 1H), 5.33 (bs, 1H), 4.85 (bs, 2H), 4.43 (s, 2H), 3.72 (s, 3H), 3.67 (s, 3H). LRMS: (m/z): 480.5 (MH⁺).

Step 4. **4-((3,4-Dimethoxyphenylamino)methyl)-N-(2-amino-5-phenethylphenyl)benzamide (128)** and **N-(2-amino-5-phenethylphenyl)-4-methylbenzamide (129)**

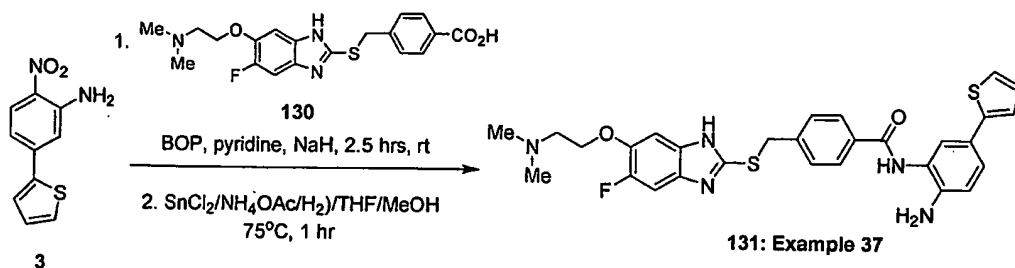
[0366] To a degassed solution of compound **127** (100 mg, 0.209 mmol) in a mixture of methanol and ethyl acetate (1:1) was added a catalytic amount of 10% palladium on charcoal and the mixture was put under H₂ atmosphere (1atm) and stirred for 1h and filtered through celite and the filtrate was concentrated *in vacuo*. The mixture was separated by flash chromatography on silica gel using EtOAc/Hexanes with increasing polarity (40:60 to 60:40) as the eluent. The least polar compound **129** was isolated as a white solid (31 mg, 31% yield) and the most polar compound was further purified by crystallization from a mixture of ethyl acetate and hexanes affording compound **128** as light beige crystals (18 mg, 18% yield).

Compound **128**: ¹H NMR: (400 MHz, acetone-d₆) δ (ppm): 9.07 (s, 1H), 7.99 (d, J=8.2 Hz, 2H), 7.53 (d, J=8.6 Hz, 2H), 7.27-7.22 (m, 5H), 7.19-7.14 (m, 1H), 6.87 (dd, J=8.0, 2.0 Hz, 1H), 6.79 (d, J=8.0 Hz, 1H), 6.70 (d, J=8.4 Hz, 1H), 6.40 (d, J=2.8 Hz, 1H), 6.11 (dd, J=8.4, 2.5 Hz, 1H), 5.33 (bs, 1H), 4.51 (bs, 2H), 4.42 (s, 2H), 3.72 (s, 3H), 3.67 (s, 3H). LRMS: (m/z): 482.2 (MH⁺).

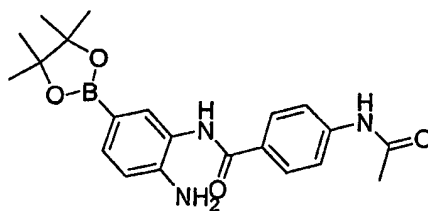
Compound **129**: ¹H NMR: (400 MHz, acetone-d₆) δ (ppm): 9.03 (bs, 1H), 7.94 (d, J=8.0 Hz, 2H), 7.33 (d, J=7.8 Hz, 2H), 7.28-7.23 (m, 5H), 7.18-7.13 (m, 1H), 6.87 (dd, J=8.0, 2.0 Hz, 1H), 6.79 (d, J=8.2 Hz, 1H), 4.48 (bs, 2H), 2.90-2.86 (m, 2H), 2.83-2.78 (m, 2H), 2.42 (s, 3H). LRMS: (m/z): 331.1(MH⁺).

Example 37

4-((6-(2-(Dimethylamino)ethoxy)-5-fluoro-1H-benzo[d]imidazol-2-ylthio)methyl)-N-(2-amino-5-(thiophen-2-yl)phenyl)benzamide (131)

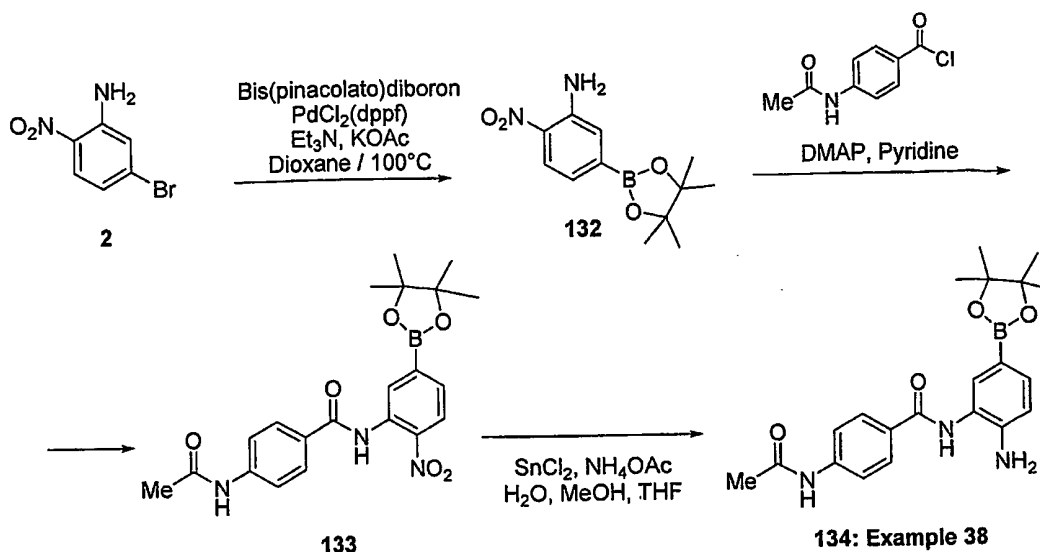
Scheme 25

[0367] Following the same procedures as in Example 1, steps 3 and 4 (scheme 1) but substituting compound **4** for compound **130** (300 mg, 0.559 mmol, described in the Patent Application WO 03/024448) the title compound **131** was prepared (7 mg, 3.7% yield over 2 steps). $^1\text{H NMR}$: (400 MHz, acetone- d_6) δ (ppm): 9.16 (bs, 1H), 7.97 (d, $J=8.4$ Hz, 2H), 7.62 (d, $J=2.9$ Hz, 1H), 7.61 (d, $J=8.4$ Hz, 2H), 7.32 (dd, $J=8.2, 2.2$ Hz, 1H), 7.28 (bs, 0.5 H), 7.27 (dd, $J=5.1, 1.0$ Hz, 1H), 7.26 (bs, 0.5 H), 7.22 (dd, $J=3.5, 1.0$ Hz, 1H), 7.21 (bs, 1H), 7.03 (dd, $J=5.1, 3.5$ Hz, 1H), 6.89 (d, $J=8.2$ Hz, 1H), 4.87 (bs, 2H), 4.65 (s, 2H), 4.16 (t, $J=5.7$ Hz, 2H), 2.73 (t, $J=5.9$ Hz, 2H), 2.30 (s, 6H). LRMS: (m/z): 562.3 (MH^+).

Example 38

4-Acetamido-N-(2-amino-5-(4,4,5,5-tetramethyl-1,3,2-dioxaborolan-2-yl)phenyl)benzamide (134)

Scheme 26



Step 1. 5-(4,4,5,5-Tetramethyl-1,3,2-dioxaborolan-2-yl)-2-nitrobenzenamine (132)

[0368] Title compound **132** was prepared according to the procedure described in *J.Org.Chem.* **1995**, *60*, 7508-7510. The synthesis was performed starting from 2-nitro-5-bromoaniline (**2**, 300 mg, 1.38 mmol) (scheme 1, Example 1) and using dioxane as a solvent. Amount of the prepared compound **132** was 191 mg (52% yield). $^1\text{H NMR}$: (400 MHz, acetone- d_6) δ (ppm): 8.02 (d, $J=8.6$ Hz, 1H), 7.46 (d, $J=1.0$ Hz, 1H), 6.99 (s, 2H), 6.97 (dd, $J=8.4, 1.2$ Hz, 1H), 1.37 (s, 12H).

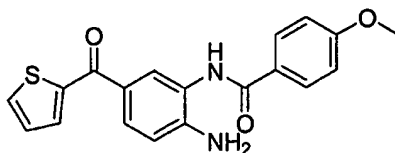
Step 2. 4-Acetylamino-N-[2-nitro-5-(4,4,5,5-tetramethyl-[1,3,2]dioxaborolan-2-yl)-phenyl]-benzamide (133)

[0369] To a solution of compound **132** (18 mg, 0.689 mmol) in pyridine (2.8 mL) was added 4-acetamidobenzoyl chloride (150 mg, 0.758 mmol) and 4-(dimethylamino)pyridine (8 mg, 0.07 mmol) and the mixture was stirred for 16 h. at r.t. Then, it was partitioned between EtOAc and H_2O . The aqueous layer was extracted with fresh EtOAc and the combined organic layers were washed with brine, dried over MgSO_4 , filtered and concentrated *in vacuo*. The resulting crude oil was purified by flash chromatography on silica gel using methanol/EtOAc (5:95) as the eluent affording the title compound **133** (47mg, 16% yield) as a 1:1 mixture with 4-acetamidobenzoic acid (hydrolyzed starting material). $^1\text{H NMR}$: (Acetone- d_6) δ (ppm): 10.76 (bs, 1H), 9.52 (bs, 1H), 9.00 (d, $J=1.0$ Hz, 1H), 8.20 (d, $J=7.2$ Hz, 1H), 7.99 (d, $J=8.6$ Hz, 2H), 7.85 (d, $J=8.6$ Hz, 2H), 7.64 (dd, $J=8.2, 1.2$ Hz, 1H), 2.15 (s, 3H), 1.40 (s, 12H).

Step 3. **4-Acetamido-N-(2-amino-5-(4,4,5,5-tetramethyl-1,3,2-dioxaborolan-2-yl)phenyl)benzamide (134)**

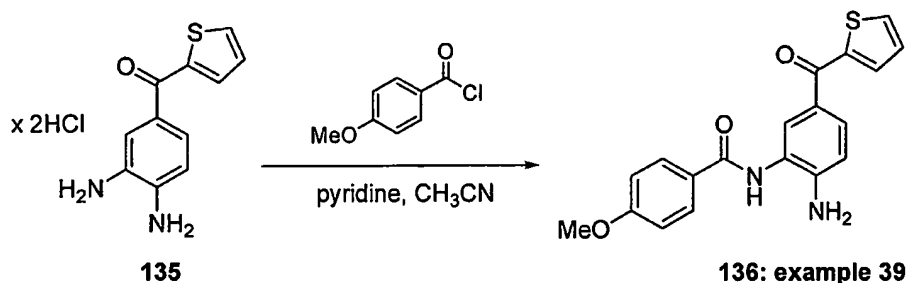
[0370] Following the same procedures as in Example 19, step 4 (scheme 17) but substituting compound **92** for compound **133** (75 mg, 0.176 mmol), the title compound **134** was obtained (11 mg, 31% yield). ¹H NMR: (acetone-d₆) δ(ppm): 9.42 (bs, 1H), 9.03 (bs, 1H), 8.03 (d, J=8.8 Hz, 2H), 7.77 (d, J=8.8 Hz, 2H), 7.60 (d, J=1.6 Hz, 1H), 7.39(dd, J=8.0, 1.6 Hz, 1H), 6.84 (d, J=7.8 Hz, 1H), 5.01 (bs, 2H), 2.13 (s, 3H), 1.31 (s, 12H). LRMS: (m/z): 396.1 (MH⁺).

Example 39



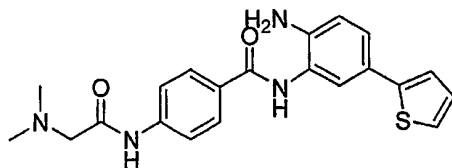
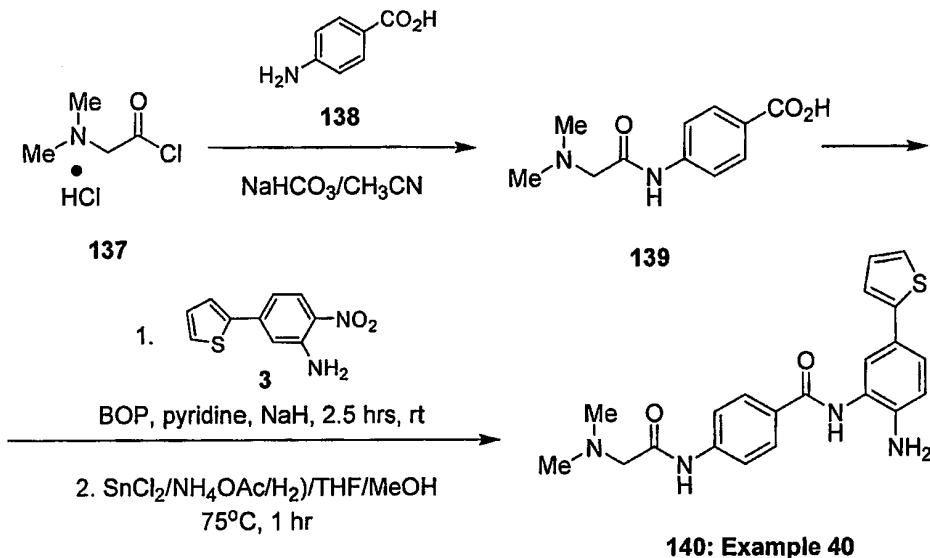
N-(2-amino-5-(thiophen-2-carbonyl)-phenyl)-4-methoxybenzamide (136)

Scheme 27



Step 1. N-(2-amino-5-(thiophen-2-carbonyl)-phenyl)-4-methoxybenzamide (136)

[0371] Following the same procedure as in Example 24, step 1 (scheme 20) but substituting compound 106 for 3,4-diaminobenzothiophenone dihydrochloride (**135**, 200 mg, 0.687 mmol) the title compound **136** was prepared as an orange foam (102 mg, 42% yield). ¹H NMR: (400 MHz, DMSO-d₆) δ(ppm): 9.61 (s, 1H), 8.02 (d, J=6.3 Hz, 1H), 8.01 (d, J=8.6 Hz, 2H), 7.83 (d, J=2.0 Hz, 1H), 7.75 (d, J=3.2 Hz, 1H), 7.63 (dd, J=8.4, 2.0 Hz, 1H), 7.29 (dd, J=4.9, 3.2 Hz, 1H), 7.08 (d, J=8.8 Hz, 2H), 6.87 (d, J=8.6 Hz, 1H), 6.01 (s, 2H), 3.88 (s, 3H). LRMS: (m/z): 353.1 (MH⁺).

Example 40***N*-(2-Amino-5-thiophen-2-ylphenyl)-4-(2-(*N,N*-dimethylamino)acetamido)benzamide (140)****Scheme 28****140: Example 40****Step 1. 4-(*N,N*-Dimethylamino)acetamidobenzoic acid (139)**

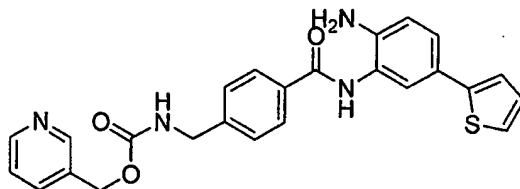
[0372] To a solution of *N,N*-dimethylaminoacetyl chloride hydrochloride (**137**, 10.1g, 64.2 mmol) in acetonitrile (300 mL) was added powdered sodium bicarbonate (11.9g, 141 mmol) followed by 4-aminobenzoic acid (**138**, 9.68g, 70.6 mmol). The mixture was vigorously stirred over 16h at r.t. and acetonitrile was decanted. The remaining gum was triturated with methanol and filtration afforded the title compound **139** (10.9 g, 76% yield). ^1H NMR: (400 MHz, DMSO- d_6) δ (ppm): 10.21 (s, 1H), 7.84 (d, $J=8.4$ Hz, 2H), 7.76 (d, $J=8.6$ Hz, 2H), 4.17 (bs, 2H), 2.27 (s, 6H). LRMS: (m/z): 223.3 (MH $^+$).

Steps 2 and 3. *N*-(2-Amino-5-thiophen-2-ylphenyl)-4-(2-(*N,N*-dimethylamino)acetamido)benzamide (140)

[0373] Following the same procedures as in Example 1, steps 3 and 4 (scheme 1) but substituting compound 4 for compound 139 [798 mg (37% pure), 1.24 mmol], the title compound

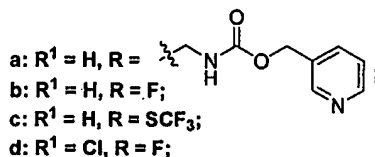
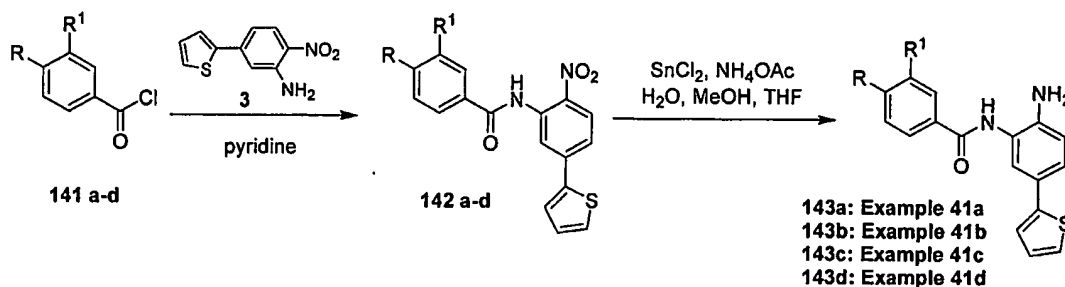
140 was prepared (7.4 mg, 1.5 % yield over 2 steps). ¹H NMR: (400 MHz, CD₃OD) δ (ppm): 7.99 (d, J=8.8 Hz, 2H), 7.77 (d, J=8.8 Hz, 2H), 7.48 (d, J=2.2 Hz, 1H), 7.35 (dd, J=8.2, 2.2 Hz, 1H), 7.22 (dd, J=5.1, 1.2 Hz, 1H), 7.20 (td, J=3.5, 1.2 Hz, 1H), 7.01 (dd, J=5.1, 3.7 Hz, 1H), 6.90 (d, J=8.6 Hz, 1H), 3.24 (s, 2H), 2.43 (s, 6H). LRMS: (m/z): 395.1 (MH⁺).

Example 41a



(Pyridin-3-yl)methyl 4-(2-amino-5-(thiophen-2-yl)phenylcarbamoyl) benzylcarbamate

Scheme 29

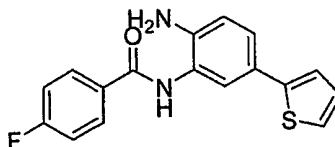


Steps 1 and 2. (Pyridin-3-yl)methyl 4-(2-amino-5-(thiophen-2-yl)phenylcarbamoyl) benzylcarbamate (143a)

[0374] To a suspension of compound **141a** (US 6,174, 905 B1) (533 mg, 1.75 mmol), in pyridine (5 mL), was added compound **3** (424 mg, 1.93 mmol), Example 1 (scheme 1). The resultant solution was stirred at r.t. for 4 h and concentrated in vacuo. The crude compound **142a** (855 mg, 1.75 mmol) was dissolved in a 1:1 mixture of THF and methanol (14 mL) and tin chloride (II) dihydrate (1.97 g, 8.75 mmol) was added. The mixture was stirred for 3 h and solvents were removed in vacuo. The residue was suspended in methanol, adsorbed on silica gel and purified by flash chromatography on silica gel using methanol/dichloromethane (10:90) as an eluent. The resultant gum was dissolved in methanol and allowed to crystallize. Ethyl acetate was added and the remainder of

the compound crashed out of solution by swirling in an ultra-sound bath. Filtration afforded the title compound 143a (63 mg, 8% yield over 2 steps) as a white solid. ¹H NMR: (400 MHz, DMSO-d₆) δ(ppm): 9.69 (bs, 1H), 8.58 (s, 1H), 8.53-8.51 (m, 1H), 7.98-7.96 (m, 1H), 7.94 (d, J=7.8 Hz, 2H), 7.78-7.76 (m, 1H), 7.46 (s, 1H), 7.40-7.38 (m, 1H), 7.37 (d, J=8.4 Hz, 2H), 7.29 (d, J=8.8 Hz, 1H), 7.24-7.23 (m, 1H), 7.05-7.03 (m, 1H), 6.80 (d, J=8.4 Hz, 1H), 5.15 (bs, 2H), 5.10 (s, 2H), 4.29 (d, J=6.1 Hz, 2H). LRMS: (m/z): 459.2 (MH⁺).

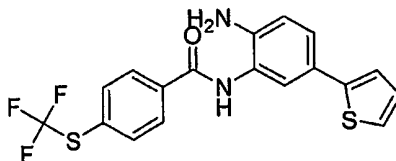
Example 41b



N-(2-Amino-5-thiophen-2-yl-phenyl)-4-fluoro-benzamide (143b).

[0375] Compound 143b (Example 41b) was obtained similarly to the compound 143a (Example 41a) according to the scheme 29 starting from 4-fluorobenzoyl chloride (141b) via the nitro intermediate 142b. Yield 44% (over two steps).

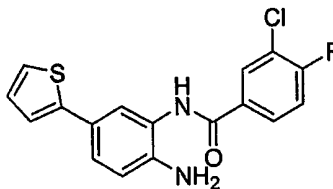
Example 41c



N-(2-Amino-5-thiophen-2-yl-phenyl)-4-trifluoromethylsulfanyl-benzamide (143c)

[0376] Compound 143c (Example 41c) was obtained similarly to the compound 143a (Example 41a) according to the scheme 29 starting from 4-(trifluoromethylthio)benzoyl chloride (141c) via the nitro intermediate 142c. Yield 1.4% (over two steps).

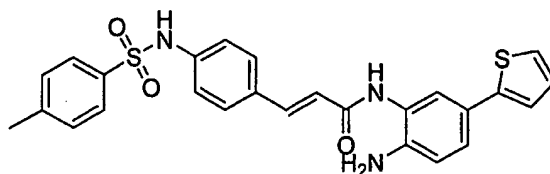
Example 41d



N-(2-Amino-5-thiophen-2-yl-phenyl)-3-chloro-4-fluoro-benzamide (143d)

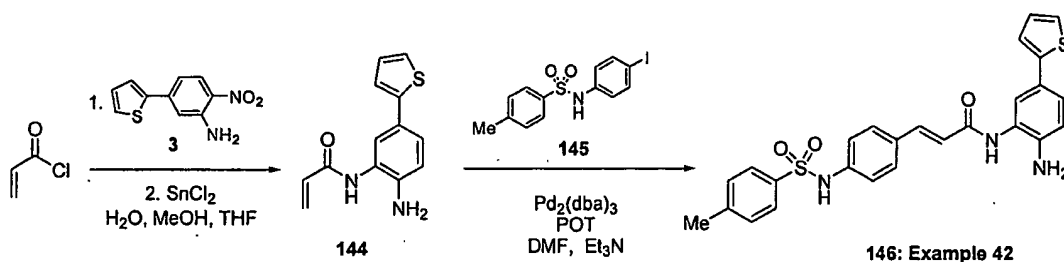
[0377] Compound 143d (Example 41d) was obtained similarly to the compound 143a (Example 41a) according to the scheme 29 starting from 3-chloro-4-fluorobenzoyl chloride (141d) via the nitro intermediate 142d. Yield 30% (over two steps).

Example 42



(E)-N-(2-Amino-5-(thiophen-2-yl)phenyl)-3-(4-(tosylamino)phenyl)acrylamide (146)

Scheme 30



Steps 1 and 2. N-(2-Amino-5-(thiophen-2-yl)phenyl)acrylamide (144)

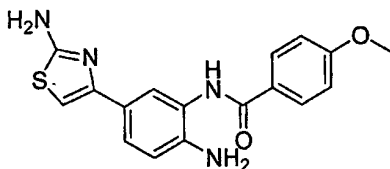
[0378] A flame-dried r.b flask was charged with compound **3** (100mg, 0.453 mmol) and put under N₂ atmosphere. A trace amount of *p*-methoxyphenol (to prevent polymerization) was added followed by acryloyl chloride (74μL, 0.906 mmol). The mixture was stirred for 1 h and put under high vacuum for 1h. Then, THF (500μL) was added followed by tin chloride (II) dihydrate (510 mg, 2.27 mmol). The solution was stirred for 1h and purified by flash chromatography on silica gel using EtOAc/Hex with increasing polarity (50:50 to 90:10) as the eluent (traced of *p*-methoxyphenol was added before concentrating to avoid polymerization) affording the title compound **144** (70mg, 63% yield for 2 steps). ¹H NMR: (400 MHz, acetone-d₆) δ(ppm): 8.37 (d, J=1.8 Hz, 1H), 7.59 (dd, J=8.2, 1.9 Hz, 1H), 7.51 (d, J=1.6 Hz, 1H), 7.50 (dd, J=2.5, 1.2 Hz, 1H), 7.23 (d, J=8.2 Hz, 1H), 7.15 (dd, J=4.9, 3.7 Hz, 1H), 6.75 (d, J=0.8 Hz, 1H), 6.52 (dd, J=16.8, 10.0 Hz, 1H), 6.38 (d, J=16.8, 1.8 Hz, 1H), 5.80 (dd, J=10.2, 2.0 Hz, 1H). LRMS: (m/z): 245.1 (MH⁺).

Step 3. (E)-N-(2-amino-5-(thiophen-2-yl)phenyl)-3-(4-(tosylamino)phenyl) acrylamide (146)

[0379] A pressure vessel was charged with compound **144** (70mg, 0.287 mmol), DMF (800μL), and compound **145** (WO 02/069947) (89 mg, 0.239 mmol). The solution was degassed under

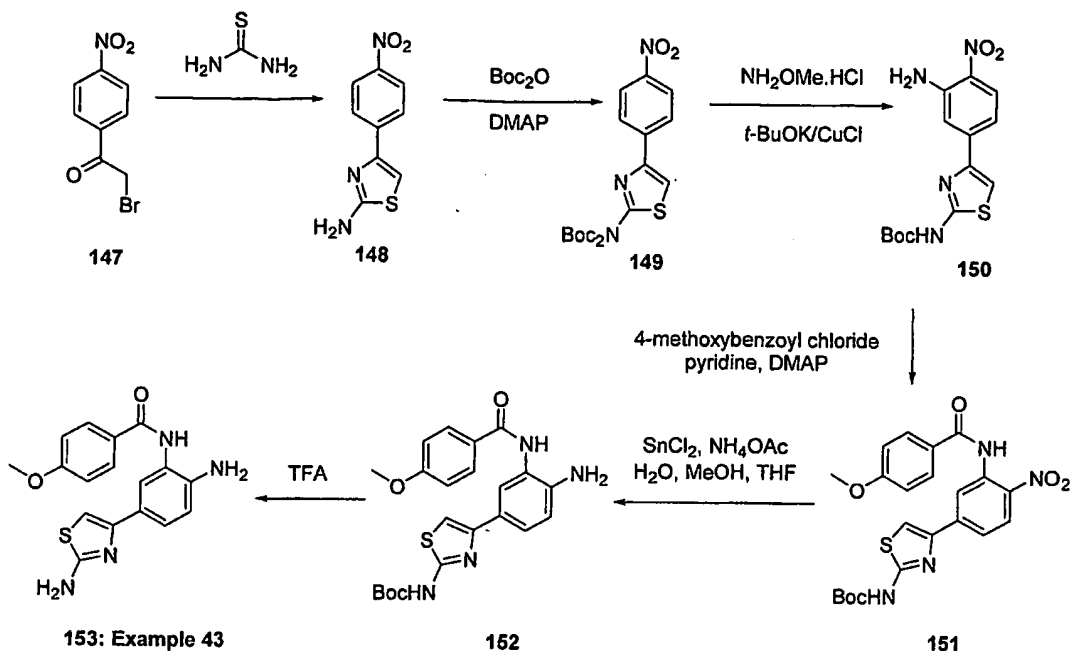
vacuum and put under N₂ atmosphere (3 cycles). Then, tris(dibenzylideneacetone)dipalladium (7 mg, 0.007 mmol) was added and the red solution was degassed again (3 cycles). Tri-*o*-tolylphosphine (4 mg, 0.014 mmol) was added and the solution rapidly turned dark. Triethylamine (100 μL, 0.717 mmol) was added and it was degassed twice again and allowed to stir under N₂ atmosphere at 90°C for 3h. Then it was passed through celite and the filtrate was concentrated *in vacuo*. It was purified by flash chromatography on silica gel using EtOAc as the eluent and then purified again but using methanol/chloroform (5:95) as the eluent. The combined fractions were allowed to crystallize from this mixture of solvent (methanol/chloroform 5:95) affording the title compound **146** (3.8 mg, 3% yield). ¹H NMR: (400 MHz, Acetone-d₆) δ (ppm): 9.20 (bs, 1H), 8.84 (bs, 1H), 7.72 (d, J=8.0 Hz, 3H), 7.58 (d, J=15.7 Hz, 1H), 7.54 (d, J=8.4 Hz, 2H), 7.34 (d, J=8.6 Hz, 2H), 7.29-7.27 (m, 4H), 7.22 (d, J=3.5 Hz, 1H), 7.04 (t, J=4.9 Hz, 1H), 6.88 (d, J=8.4 Hz, 1H), 6.86 (d, J=15.3 Hz, 1H), 4.84 (bs, 2H), 2.38 (s, 3H). LRMS: (m/z): 490.1 (MH⁺).

Example 43



N-(2-Amino-5-(2-aminothiazol-4-yl)phenyl)-4-methoxybenzamide (153)

Scheme 31



Step 1. 4-(4-Nitrophenyl)thiazol-2-amine (148)

[0380] Title compound **148** was prepared in 96% yield according to the procedure described in *J.Heterocyclic Chem.* **1970**, 7, 1137-1141, starting from 2-bromo-4-nitroacetophenone **147**. ¹H NMR: (400 MHz, DMSO-d₆) δ(ppm): 8.21 (d, J=8.8 Hz, 2H), 8.02 (d, J=8.8 Hz, 2H), 7.40 (s, 1H), 7.22 (s, 2H). LRMS (m/z): 222.1 (MH⁺).

Step 2. 2-(N,N-di-tert-Butylcarbamoyl)-4-(4-nitrophenyl)thiazole (149)

[0381] To a solution of compound **148** (1.00g, 4.52 mmol) in THF (20 mL), was added di-tert-butyl dicarbonate (1.16g, 9.94 mmol) and 4-(dimethylamino)pyridine (55 mg, 0.45 mmol) and the mixture was stirred at r.t. for 4 days. The remaining yellow solid was filtered off and the filtrate was concentrated *in vacuo*. The residue was partitioned between EtOAc and H₂O. The organic layer was washed with brine, dried over MgSO₄, filtered and concentrated. Crystallization from EtOAc/Hex (twice) afforded the title compound **149** (1.23g, 65% yield) as beige crystals. ¹H NMR: (400 MHz, DMSO-d₆) δ(ppm): 8.26 (d, J=9.0 Hz, 1H), 8.21 (s, 1H), 8.09 (d, J=9.0 Hz, 1H), 1.53 (s, 18H). LRMS: (m/z): 422.2 (MH⁺).

Step 3. tert-Butyl 4-(3-amino-4-nitrophenyl)thiazol-2-ylcarbamate (150)

[0382] Title compound **150** was prepared in 62% yield according to the procedure described in *J.Chem.Soc.Perkin Trans.* **1999**, 1437-1444; starting from the compound **149**. ¹H NMR: (400 MHz, DMSO-d₆) δ(ppm): 11.68 (s, 1H), 7.97 (d, J=9.0 Hz, 1H), 7.71 (s, 1H), 7.54 (s, 2H), 7.45 (d, J=2.0 Hz, 1H), 7.07 (dd, J=9.0, 2.0 Hz, 1H), 1.50 (s, 9H). LRMS: (m/z): 337.2 (MH⁺).

Step 4. tert-Butyl 4-(3-(4-methoxybenzamido)-4-nitrophenyl)thiazol-2-ylcarbamate (151)

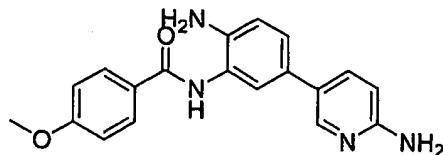
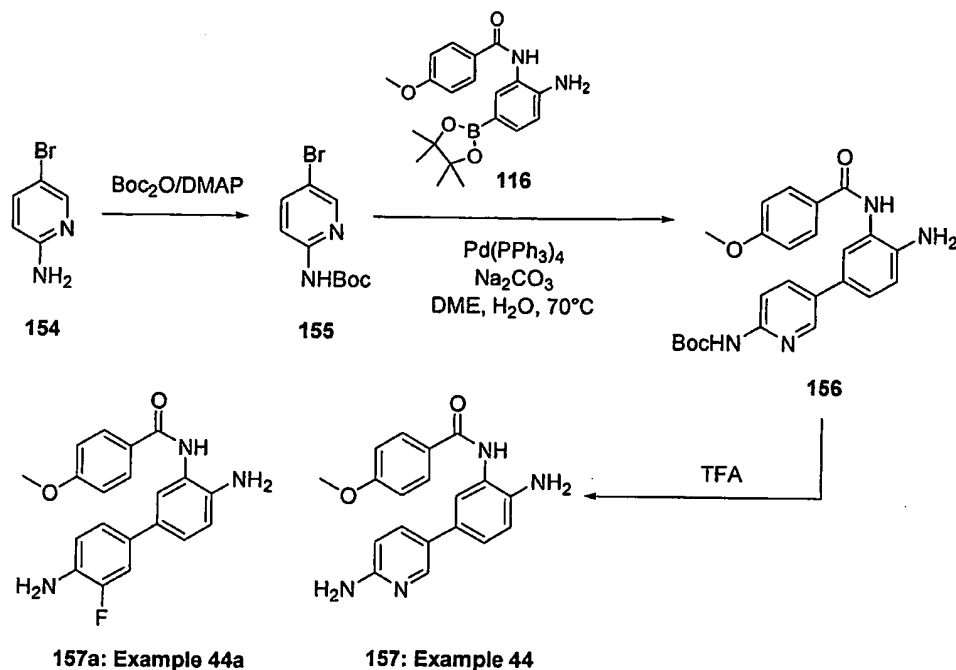
[0383] To a solution of compound **150** (390 mg, 1.28 mmol) in pyridine was added 4-methoxybenzoyl chloride (181 mg, 1.06 mmol) and 4-(N,N-dimethylamino)pyridine (13 mg, 0.11 mmol). The mixture was stirred for 16h and partitioned between EtOAc and H₂O. The organic layer was washed with brine and some compound was collected by filtration. The filtrate was dried over MgSO₄, filtered and concentrated *in vacuo* and then crystallized from a mixture of EtOAc/Hexanes. The two crops were combined affording the title compound **151** (358mg, 72% yield). ¹H NMR: (400 MHz, CD₃OD) δ (ppm): 11.73 (s, 1H), 10.71 (s, 1H), 8.36 (d, J=2.0 Hz, 1H), 8.08 (d, J=8.6 Hz, 1H), 7.95 (d, J=9.0 Hz, 2H), 7.86 (d, J=0.8 Hz, 1H), 7.83 (dd, J=8.6, 2.0 Hz, 1H), 7.10 (d, J=9.0 Hz, 2H), 3.85 (s, 3H), 1.50 (s, 9H).

Step 5. tert-Butyl 4-(3-(4-methoxybenzamido)-4-aminophenyl)thiazol-2-ylcarbamate (152)

[0384] Following the same procedure as in Example 19, step 4 (scheme 17) but substituting compound **92** for compound **151** the title compound **152** was prepared in 62 % yield. ¹H NMR: (400 MHz, DMSO-d₆) δ (ppm): 8.06 (d, J=8.6 Hz, 2H), 7.83 (d, J=2.2 Hz, 1H), 7.55 (d, J=8.2, 2.0 Hz, 1H), 7.12 (s, 1H), 7.05 (d, J=9.0 Hz, 2H), 6.88 (d, J=8.2 Hz, 1H), 3.90 (s, 3H), 1.55 (s, 9H). LRMS: (m/z): 441.4 (MH⁺).

Step 6. N-(2-Amino-5-(2-aminothiazol-4-yl)phenyl)-4-methoxybenzamide (153)

[0385] Following the same procedure as in Example 27, step 3 (scheme 20) but substituting compound **111** for compound **152** (201mg, 0.457mmol), the title compound **153** was obtained (63 mg, 100% yield). ¹H NMR: (400 MHz, DMSO-d₆) δ (ppm): 9.55 (s, 1H), 7.96 (d, J=9.0 Hz, 2H), 7.60 (d, J=2.2 Hz, 1H), 7.39 (dd, J=8.2, 2.0 Hz, 1H), 7.02 (d, J=9.0 Hz, 2H), 6.90 (s, 2H), 6.73 (d, J=8.4 Hz, 1H), 6.63 (s, 1H), 4.98 (s, 2H), 3.83 (s, 3H). LRMS: (m/z): 341.2 (MH⁺).

Example 44***N*-(2-Amino-5-(4-amino-3-pyridyl)phenyl)-4-methoxybenzamide (157)****Scheme 32****Step 1. *tert*-Butyl 5-bromopyridin-2-ylcarbamate (155)**

[0386] Following the same procedure as in Example 43, step 2 (scheme 31) but substituting compound **148** for 5-bromo-pyridine-2-yl-amine (**154**, 972 mg, 5.62 mmol) the title compound **155** was prepared (313 mg, 20 % yield) ^1H NMR: (400 MHz, CD_3OD) δ (ppm): 8.55 (dd, $J=2.5, 0.8$ Hz, 1H), 8.06 (dd, $J=8.6, 2.5$ Hz, 1H), 7.45 (dd, $J=8.4, 0.6$ Hz, 1H), 1.43 (s, 9H). LRMS: (m/z): 273.1/275.1 ($M^+/M+2$).

Step 2. *N*-(2-Amino-5-(4-*tert*-butylcarbamoyl-3-pyridyl)phenyl)-4-methoxybenzamide (156)

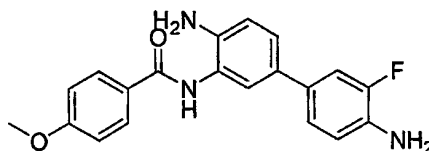
[0387] Following the same procedure as in Example 31, step 2 (scheme 21) but substituting compound **148** for compound **155** (135 mg, 0.494 mmol), the title compound **156** was obtained (36 mg, 25% yield). ^1H NMR: (400 MHz, CD_3OD) δ (ppm): 8.41 (d, $J=2.2$ Hz, 1H), 7.98 (d, $J=9.0$ Hz,

2H), 7.92 (dd, J=8.8, 2.3 Hz, 1H), 7.85 (d, J=8.4 Hz, 1H), 7.45 (s, 1H), 7.34 (dd, J=8.4, 2.0 Hz, 1H), 7.04 (d, J=8.8 Hz, 2H), 6.98 (d, J=8.4 Hz, 1H), 3.88 (s, 3H), 1.55 (s, 9H). LRMS: (m/z): 435.2 (MH⁺).

Step 3. **N-(2-Amino-5-(4-amino-3-pyridyl)phenyl)-4-methoxybenzamide (157)**

[0388] Following the same procedure as in Example 27, step 3 (scheme 20) but substituting compound **111** for compound **156** (36 mg, 0.083 mmol), the title compound **157** was obtained (7 mg, 25% yield). ¹H NMR: (400 MHz, acetone-d₆) δ (ppm): 8.94 (bs, 1H), 8.03 (d, J=1.8 Hz, 1H), 7.88 (d, J=8.8 Hz, 1H), 7.47 (dd, J=8.9, 2.5 Hz, 1H), 7.36 (d, J=2.3 Hz, 1H), 7.07 (dd, J=8.2, 2.3 Hz, 1H), 6.89 (d, J=8.8 Hz, 2H), 6.77 (d, J=8.2 Hz, 1H), 6.45 (dd, J=8.4, 0.6 Hz, 1H), 5.29 (bs, 2H), 3.74 (s, 3H). LRMS: (m/z): 335.1 (MH⁺).

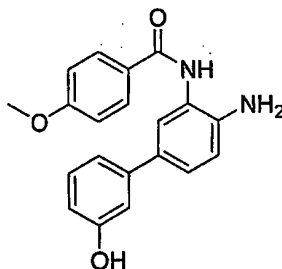
Example 44a



N-(4,4'-Diamino-3'-fluoro-biphenyl-3-yl)-4-methoxy-benzamide (157a)

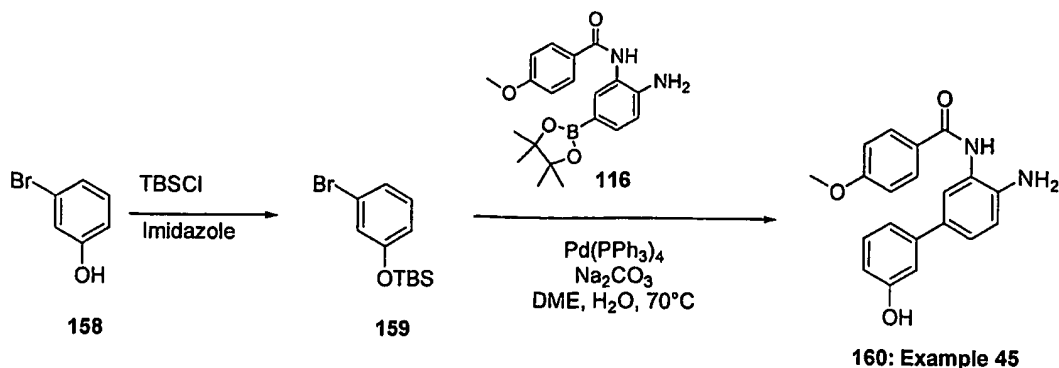
[0389] N-(4,4'-Diamino-3'-fluoro-biphenyl-3-yl)-4-methoxy-benzamide (157a) was prepared similarly to the compound 157 (Example 44) according to the scheme 32 using instead of 5-bromo-pyridine-2-yl-amine (154) 4-bromo-2-fluoroaniline as a starting material.

Example 45



N-(4-amino-4'-hydroxybiphen-3-yl)-4-methoxybenzamide (160)

Scheme 33



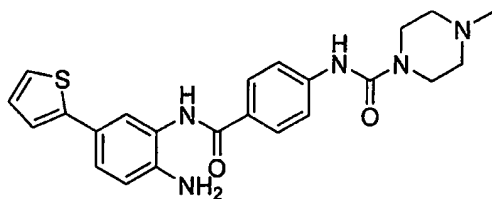
Step 1. (3-Bromophenoxy)(tert-butyl)dimethylsilane (159)

[0390] Following the same procedure as in Example 19, step 2 (scheme 17) substituting compound **90** for 3-bromophenol **158** (200 mg, 0.501 mmol), the title compound **159** was obtained (14 mg, 5% yield). ¹H NMR: (400 MHz, DMSO-d₆) δ (ppm): 7.21 (t, J=8.0 Hz, 1H), 7.14 (d, J=7.8 Hz, 1H), 7.01 (s, 1H), 6.86 (d, J=8.0 Hz, 1H), 0.95 (d, J=1.0 Hz, 9H), 0.20 (d, J=1.2 Hz, 6H).

Step 2. N-(4-amino-4'-hydroxybiphen-3-yl)-4-methoxybenzamide (160)

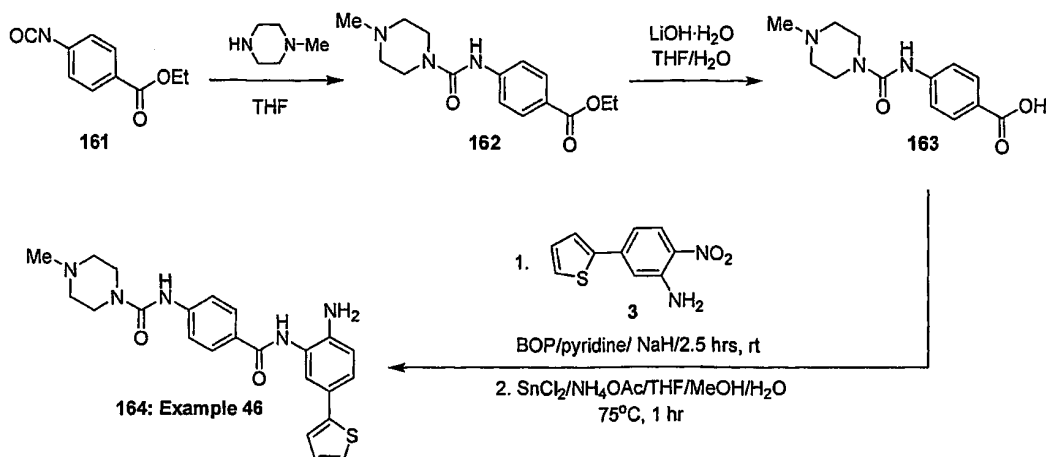
[0391] Following the same procedure as in Example 31, step 1 (scheme 21) but substituting 1-(4-bromophenyl)ethanone for compound **159** (312 mg, 1.09 mmol), the title compound **160** was obtained (79 mg, 44% yield). ¹H NMR: (400 MHz, DMSO-d₆) δ (ppm): 9.58 (s, 1H), 9.35 (s, 1H), 7.97 (d, J=8.4 Hz, 2H), 7.43 (s, 1H), 7.23 (dd, J=8.2, 1.4 Hz, 1H), 7.16 (t, J=7.6 Hz, 1H), 7.04 (d, J=8.4 Hz, 2H), 6.95 (d, J=7.6 Hz, 1H), 6.91 (s, 1H), 6.82 (d, J=8.4 Hz, 1H), 6.62 (dt, J=8.0, 1.0 Hz, 1H), 5.05 (s, 2H), 3.84 (s, 3H). LRMS: (m/z): 335.2 (MH⁺).

Example 46



N-(4-((2-Amino-5-(thiophen-2-yl)phenyl)carbamoyl)phenyl)-4-methylpiperazine-1-carboxamide (164)

Scheme 34



Step 1. Ethyl 4-(1-methylpiperazine-4-carboxamido)benzoate (162)

[0392] A solution of N-methylpiperazine (0.61 ml, 5.49 mmol) and 4-ethylisocyanatobenzoate **161** (1.00 g, 5.23 mmol) in THF (10 mL) was stirred at room temperature for 16 h. The precipitate was filtered and rinsed with ether to give 1.40 g (92%) of the title compound **162** as a white powder. $^1\text{H NMR}$: (400 MHz, DMSO) δ (ppm): 8.87 (s, 1H), 7.81 (d, $J = 8.4$ Hz, 2H), 7.59 (d, $J = 8.4$ Hz, 2H), 7.25 (q, $J = 6.8$ Hz, 2H), 3.45 (d, $J = 4.9$ Hz, 4H), 2.31 (t, $J = 4.9$ Hz, 4H), 2.19 (s, 3H), 1.30 (t, $J = 6.8$ Hz, 3H).

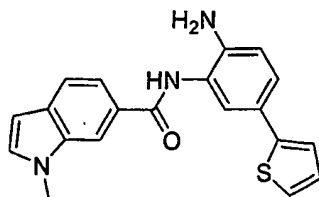
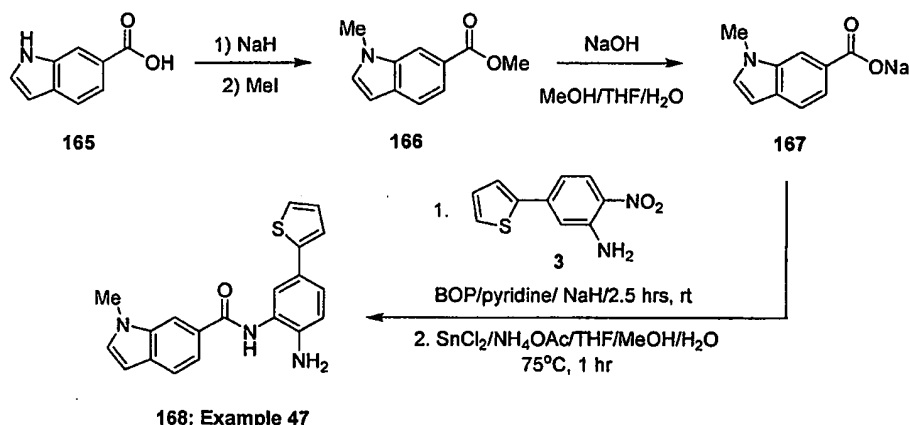
Step 2. 4-(1-Methylpiperazine-4-carboxamido)benzoic acid (163)

[0393] A solution of **162** (1.39 g, 4.77 mmol) and $\text{LiOH}\cdot\text{H}_2\text{O}$ (300 mg, 7.16 mmol) in 1:1 THF:water (8 ml) was stirred at room temperature for 24 h. 1 M HCl was added to reach pH = 5 and the solvent was evaporated. The title compound was purified by preparative HPLC (Aquasil C18, reverse phase, eluent: MeOH / water) to give 979 mg (78%) of the title compound **163** as a white powder. $^1\text{H NMR}$: (400 MHz, DMSO) δ (ppm): 8.81 (s, 1H), 7.78 (dt, $J = 8.6, 1.8$ Hz, 2H), 7.53 (dt, $J = 8.8, 2.0$ Hz, 2H), 3.44 (t, $J = 4.9$ Hz, 4H), 2.31 (t, $J = 5.0$ Hz, 4H), 2.19 (s, 3H).

Steps 3 and 4. 4-Methyl-piperazine-1-carboxylic acid [4-(2-nitro-5-thiophen-2-yl-phenylcarbamoyl)-phenyl]-amide (164)

[0394] Following the same procedures as in Example 1, steps 3 and 4 (scheme 1) but substituting compound **4** for compound **163** title compound **164** was obtained in 8.4 % yield (over two steps). $^1\text{H NMR}$: (DMSO) δ (ppm): 400 MHz, (DMSO) d (ppm): 9.57 (s, 1H), 8.80 (s, 1H), 7.89 (d,

J = 8.8 Hz, 2H), 7.59 (d, J = 8.8 Hz, 2H), 7.44 (d, J = 2.2 Hz, 1H), 7.34 (dd, J = 5.1, 1.0 Hz, 1H), 7.27 (dd, J = 8.2, 2.2 Hz, 1H), 7.23 (dd, J = 3.5, 1.2 Hz, 1H), 7.03 (dd, J = 5.1, 3.5 Hz, 1H), 6.79 (d, J = 8.4 Hz, 1H), 5.12 (sb, 2H), 3.46 (t, J = 4.8 Hz, 4H), 2.33 (t, J = 4.9 Hz, 4H). MS: (calc.) 435.2; (obt.) 436.4 (MH)⁺.

Example 47**N-(2-amino-5-(thiophen-2-yl)phenyl)-1-methyl-1H-indole-6-carboxamide (41)****Scheme 35****Step 1: Methyl 1-methyl-1H-indole-6-carboxylate (166)**

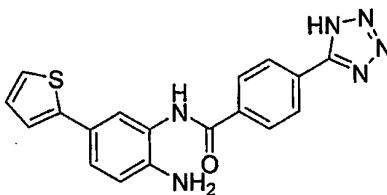
[0395] 1H-Indole-6-carboxylic acid **37** (0.20g, 1.24 mmol) was dissolved in dimethylformamide (10 mL) and cooled to 0°C for the portion-wise addition of sodium hydride (0.20g, 4.96 mmol). After complete addition, the reaction mixture was allowed to warm to rt and stirred for 1 hr then methyl iodide (0.15 mL, 2.48 mmol) was added to the reaction mixture. Quenching with water followed by rotary evaporation led to the crude residue, which was taken up with water and extracted with ethyl acetate. The organic phase was dried over magnesium sulfate, filtered and evaporated to provide crude **166** (it was used crude in the next step). MS: 189.08 (calc), 190.1 (obs).

Step 2: 1-Methyl-1H-indole-6-carboxylic acid (167)

[0396] Methyl 1-methyl-1H-indole-6-carboxylate **166** (1.24 mmol) was stirred with sodium hydroxide (0.59g, 14.88 mmol) in a 2:2:1 mixture of methanol/THF/water (7.5 mL) for 36 hrs at rt to form a precipitate which was collected by filtration and lyophilized overnight to give the title compound **167** (0.54g, 99% yield). MS: 175.06 (calc), 176.1 (obs).

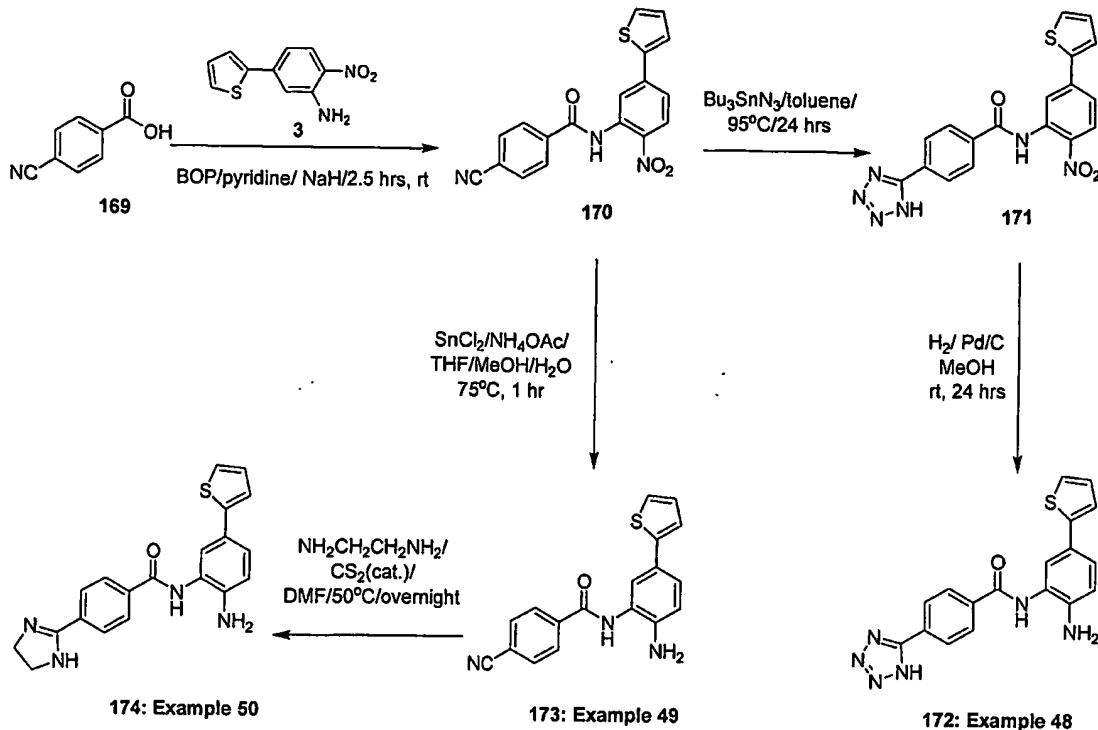
Steps 3 and 4: N-(2-Amino-5-(thiophen-2-yl)phenyl)-1-methyl-1H-indole-6-carboxamide (168)

[0397] Following the same procedures as in Example 1, steps 3 and 4 (scheme 1) but substituting compound **4** for compound **167** title compound **168** was obtained in 0.5 % yield (over two steps). ¹H NMR: (DMSO) δ (ppm): 400 MHz, (DMSO) δ (ppm): 9.72 (s, 1H), 8.19 (s, 1H), 7.67 (abq, J= 29.4, 7.6 Hz, 2H), 7.52 (d, J= 7.6 Hz, 2H), 7.36 (s, 1H), 7.31 (d, J= 6.5 Hz, 1H), 7.26 (s, 1H), 7.06 (s, 1H), 6.83 (d, J= 8.0 Hz, 1H), 6.52 (s, 1H), 5.16 (s, 2H), 3.90 (s, 3H). MS: 347.11 (calc), 348.1 (obs).

Example 48

N-(2-amino-5-(thiophen-2-yl)phenyl)-4-(1H-tetrazol-5-yl)benzamide (172).

Scheme 36

Step 1: **4-Cyano-N-(2-nitro-5-thiophen-2-yl-phenyl)-benzamide (170).**

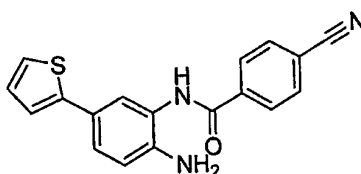
[0398] Following the same procedures as in Example 1, step 3 (scheme 1) but substituting compound **4** for compound **169** the title compound **170** was obtained in 51 % yield. ^1H NMR: (DMSO) δ (ppm): 400 MHz, (DMSO) δ (ppm): 8.15 (d, $J= 8.0$ Hz, 2H), 8.10 (d, $J= 2.0$ Hz, 1H), 7.93 (d, $J= 8.0$ Hz, 2H), 7.85 (d, $J= 8.6$ Hz, 1H), 7.67 (dd, $J= 4.9, 1.0$ Hz, 1H), 7.64 (dd, $J= 3.7, 1.7$ Hz, 1H), 7.45 (dd, $J= 8.4, 1.4$ Hz, 1H), 7.20 to 7.17 (m, 1H). MS: 349.05 (calc), 348.0 (obs).

Step 2: **N-(2-Nitro-5-(thiophen-2-yl)phenyl)-4-(1H-tetrazol-5-yl)benzamide (171).**

[0399] The nitro-cyano compound **170** (60.5 mg, 0.17 mmol) was heated to 95°C in the presence of tributyltin azide (0.06 mL, 0.21 mmol) in toluene (2 mL) for 24 hrs then solvent was evaporated and the residues was purified by flash chromatography (1:1 ethyl acetate: hexane) to provide tetrazole **171** (51.4mg, 76% yield). ^1H NMR: (DMSO) δ (ppm): 10.85 (s, 1H), 8.17 (d, $J= 14.9$ Hz, 2H), 8.13 (s, 1H), 8.08 (d, $J= 8.4$ Hz, 1H), 7.99 (d, $J= 7.4$ Hz, 2H), 7.74 (m, 3H), 7.23 (d, $J= 3.7$ Hz, 1H). MS: 392.07 (calc), 393.1 (obs).

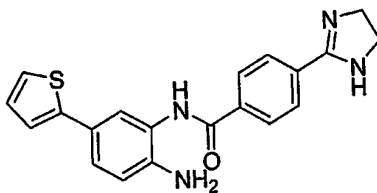
Step 3: **N-(2-Amino-5-(thiophen-2-yl)phenyl)-4-(1H-tetrazol-5-yl)benzamide (172)**

[0400] The nitro compound **171** (20 mg, 0.05 mmol) was hydrogenated (1 atm) in the presence of 10 % palladium on charcoal (catalytic amount) in methanol (1 mL) at room temperature for 2-3 hrs. The reaction mixture was filtered through a pad of Celite®, the filtrate was evaporated to give the crude product which was suspended in dichloromethane and stirred overnight at room temperature, then filtered to provide the title compound **172** (6.3 mg, 27% yield). ¹H NMR: (DMSO) δ (ppm): 400 MHz, (DMSO) d (ppm): 9.71 (s, 1H), 8.07 (d, J= 8.2 Hz, 2H), 8.00 (d, J= 8.2 Hz, 2H), 7.48 (s, 1H), 7.34 (d, J= 5.1 Hz, 1H), 7.28 (dd, J= 8.2, 2.0 Hz, 1H), 7.24 (d, J= 3.5 Hz, 1H), 7.03 (t, J= 3.7 Hz, 1H), 6.79 (d, J= 8.4 Hz, 1H), 5.17 (s, 2H). MS: 362.09 (calc), 363.1 (obs).

Example 49**N-(2-Amino-5-(thiophen-2-yl)phenyl)-4-cyanobenzamide (173)**

Step 1: **N-(2-Amino-5-(thiophen-2-yl)phenyl)-4-cyanobenzamide (173)**

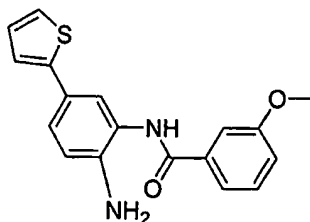
[0401] Following the same procedures as in Example 1, step 4 (scheme 1) but substituting compound **4** for compound **170** the title compound **173** was obtained in 56 % yield. ¹H NMR: (DMSO) δ (ppm): 400 MHz, (DMSO) d (ppm): 9.92 (s, 1H), 8.14 (d, J= 8.4 Hz, 2H), 8.00 (d, J= 8.4 Hz, 2H), 7.44 (d, J= 2.0 Hz, 1H), 7.34 (dd, J= 5.1, 0.98 Hz, 1H), 7.30 (dd, J= 8.2, 2.2 Hz, 1H), 7.23 (d, J= 3.5 Hz, 1H), 7.03 (dd, J= 5.1, 3.5 Hz, 1H), 6.79 (d, J= 8.4 Hz, 1H), 5.24 (s, 2H). MS: 319.08 (calc), 320.1 (obs).

Example 50**N-(2-Amino-5-(thiophen-2-yl)phenyl)-4-(4,5-dihydro-1H-imidazol-2-yl)benzamide (174)**

Step 1: **N-(2-Amino-5-(thiophen-2-yl)phenyl)-4-(4,5-dihydro-1H-imidazol-2-yl)benzamide (174)**

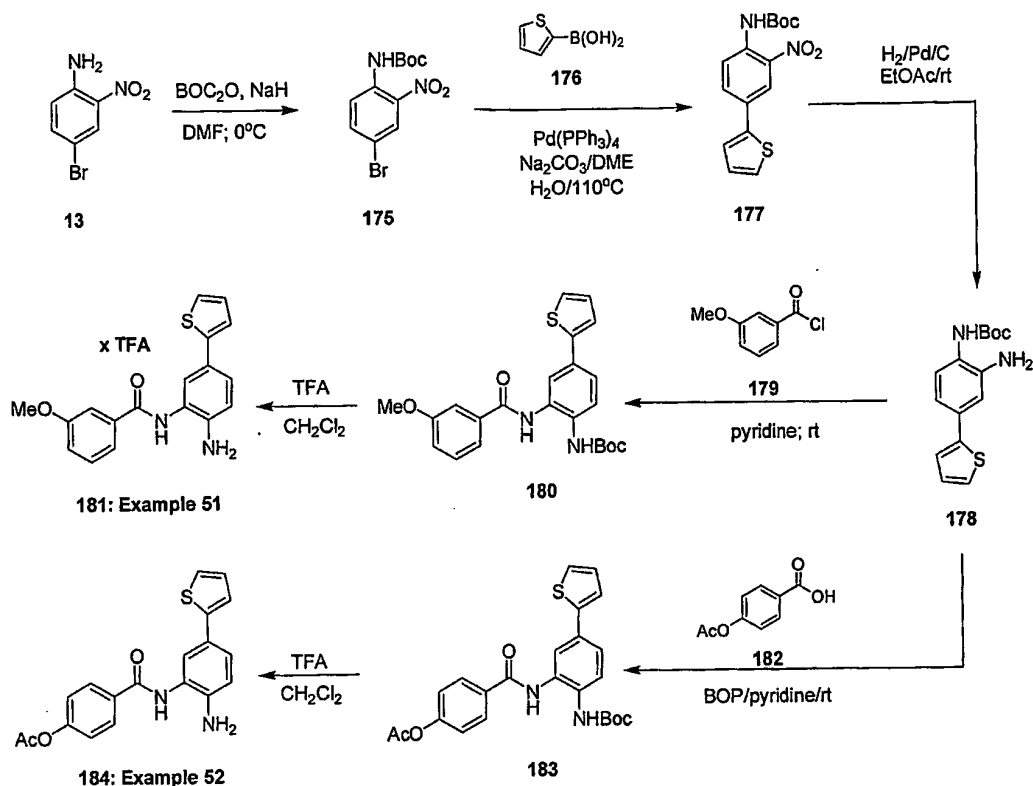
[0402] N-(2-Amino-5-(thiophen-2-yl)phenyl)-4-cyanobenzamide **173** (30 mg, 0.1 mmol), ethylenediamine (0.126 mL, 1.9 mmol.) and carbon disulfide (catalyst) were stirred at 50°C in DMF overnight. The reaction mixture was then evaporated to dryness, taken up in methanol and filtered to give the title compound **174** as a yellow solid (16.3 mg, 48%). ¹H NMR: (DMSO) δ (ppm): 400 MHz, (DMSO) d (ppm): 9.78 (s, 1H), 8.02 (d, J= 8.0 Hz, 2H), 7.92 (d, J= 8.0 Hz, 2H), 7.45 (s, 1H), 7.33 (d, J= 5.1 Hz, 1H), 7.28 (d, J= 8.2 Hz, 1H), 7.22 (d, J= 3.3 Hz, 1H), 7.03 (t, J= 3.9 Hz, 1H), 6.79 (d, J= 8.2 Hz, 1H), 5.18 (s, 2H), 3.63 (s, 4H). MS: 362.12 (calc), 363.1 (obs).

Example 51:



N-(2-amino-5-(thiophen-2-yl)phenyl)-3-methoxybenzamide (181)

Scheme 37

Step 1: **tert-Butyl 4-bromo-2-nitrophenylcarbamate (175)**

[0403] To a solution of 4-bromo-2-nitroaniline **13** (5.00g, 23.07 mmol) in dimethylformamide (55mL) at 0°C was added sodium hydride (1.02g, 25.38 mmol, 1.1 equ.) portion-wise. After complete H_2 evolution, a solution of Boc anhydride (5.04g, 23.07 mmol, 1 equ.) in dimethylformamide (20 mL) was cannulated slowly into the reaction mixture over 30 minutes. The reaction was allowed to warm to rt then stirred overnight. It was then quenched with water and the DMF was removed *in vacuo*. The residue was taken up in water and extracted with ethyl acetate. The organic phase was dried over sodium sulfate, filtered and evaporated to provide **175** (3.72g, 51%). $^1\text{H NMR}$: (DMSO) δ (ppm): 400 MHz, (DMSO) d (ppm): 9.67 (s, 1H), 8.10 (d, $J=2.3$ Hz, 1H), 7.84 (dd, $J=8.6, 2.3$ Hz, 1H), 7.56 (d, $J=8.8$ Hz, 1H), 1.44 (s, 9H). MS: (calc.) 316.01; (obt.) 217.1 (M-Boc) $^+$.

Step 2: tert-Butyl 2-nitro-4-(thiophen-2-yl)phenylcarbamate (177)

[0404] A solution of tert-butyl 4-bromo-2-nitrophenylcarbamate **175** (3.97g, 12.5 mmol), 2-thiophene boronic acid **176** (1.68g, 13.4 mmol), sodium carbonate (3.98g, 37.56 mmol) and Pd(PPh₃)₄ (0.94g, 0.814 mmol) were stirred at 110°C in a mixture of DME and water (2:1, 70 mL) overnight. The solution was evaporated to dryness, diluted with water and extracted with ethyl acetate. The organic phase was washed with brine, dried over sodium sulfate, filtered and evaporated to provide the crude product which was purified by flash chromatography (10% ethyl acetate in hexane) to provide the title compound **177** (2.14g, 53% yield). ¹H NMR: (DMSO) δ (ppm): 400 MHz, (DMSO) d (ppm): 9.63 (s, 1H), 8.12 (d, J= 2.3 Hz, 1H), 7.92 (dd, J= 8.4, 2.2 Hz, 1H), 7.66 (d, J= 8.4 Hz, 1H), 7.61 (q, J= 2.2 Hz, 2H), 7.15 (dd, J= 5.1, 3.7 Hz, 1H), 1.46 (s, 9H). MS: (calc.) 320.08; (obt.) 343.1 (M+Na).

Step 3: tert-Butyl 2-amino-4-(thiophen-2-yl)phenylcarbamate (178)

[0405] Following the same procedures as in Example 48, step 3 (scheme 36) but substituting compound **171** for compound **177** the title compound **178** was obtained (68% yield). ¹H NMR: (DMSO) δ (ppm): 400 MHz, (DMSO) d (ppm): 8.34 (s, 1H), 7.43 (dd, J= 5.1, 1.2 Hz, 1H), 7.27 (dd, J= 3.5, 1.2 Hz, 1H), 7.24 (d, J= 8.0 Hz, 1H), 7.06 (dd, J= 5.1, 3.7 Hz, 1H), 6.95 (d, J= 2.2 Hz, 1H), 6.82 (dd, J= 8.2, 2.2 Hz, 1H), 5.00 (s, 2H), 1.47 (s, 9H). MS: (calc.) 290.11; (obt.) 291.1 (MH)⁺.

Step 4: tert-butyl 2-(3-methoxybenzamido)-4-(thiophen-2-yl)phenylcarbamate (180)

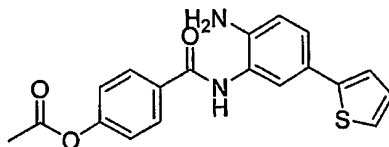
[0406] 3-Methoxybenzoyl chloride **179** (0.20g, 1.17 mmol) and **178** (0.34g, 1.17 mmol) were stirred in pyridine (15 mL) at rt for 4 hrs then the pyridine was removed by rotary evaporation and the crude material was purified by column chromatography (25% ethyl acetate in hexanes) to provide the title compound **180** (0.44g, 89% yield). ¹H NMR: (DMSO) δ (ppm): 400 MHz, (DMSO) d (ppm): 9.88 (s, 1H), 8.72 (s, 1H), 7.80 (s, 1H), 7.60 (d, J= 8.4 Hz, 1H), 7.43 to 7.55 (m, 6H), 7.17 (dd, J= 7.6, 1.8 Hz, 1H), 7.11 (dd, J= 4.9, 3.5 Hz, 1H), 3.84 (s, 3H), 1.46 (s, 9H). MS: (calc.) 424.15; (obt.) 425.1 (MH)⁺.

Step 5: N-(2-Amino-5-(thiophen-2-yl)phenyl)-3-methoxybenzamide trifluoroacetate (181)

[0407] tert-Butyl 2-(3-methoxybenzamido)-4-(thiophen-2-yl)phenylcarbamate **180** (0.214g, 0.504 mmol) was stirred in trifluoroacetic acid: dichloromethane solution (1:3, 4 mL) at rt for 5 hrs then solvent was evaporated. The crude residue was washed with dichloromethane and evaporated

several times to get rid of excess trifluoroacetic acid to provide the title compound **181** (0.22g, 100%). ¹H NMR: (DMSO) δ (ppm): 400 MHz, (DMSO) d (ppm): 9.96 (1H,s), 7.59 - 7.52 (3H,m), 7.46 - 7.41 (3H,m), 7.39 (1H,d,2.2 Hz), 7.33 (1H,dd,2.5 and 1.0 Hz), 7.16 (1H,dd,5.7 and 1.8 Hz), 6.98 (1H,d,8.4 Hz), 3.84 (3H,s). MS: 324.09 (calc), 325.1 (obs).

Example 52



4-(2-Amino-5-(thiophen-2-yl)phenylcarbamoyl)phenyl acetate (**184**)

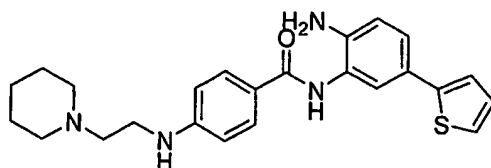
Step 1: **Acetic acid 4-(2-tert-butoxycarbonylamino-5-thiophen-2-yl-phenylcarbamoyl)-phenyl ester (**183**)**

[0408] *tert*-Butyl 2-amino-4-(thiophen-2-yl)phenylcarbamate **178** (0.198g, 0.68 mmol), benzotriazol-1-yloxy-tris(dimethylamino)phosphonium hexafluorophosphate (BOP) (0.302g, 0.68 mmol) and 4-acetoxybenzoic acid (**182**) (0.123g, 0.68 mmol) were stirred in pyridine at rt overnight then solvent evaporated and purified by flash chromatography (35% ethyl acetate in hexanes) to provide **183** (0.11g, 36%). ¹H NMR: (DMSO) δ (ppm): 400 MHz, (DMSO) d (ppm): 9.91 (s, 1H), 8.72 (s, 1H), 8.01 (d, J= 8.8 Hz, 2H), 7.78 (d, J= 1.8 Hz, 1H), 7.63 (d, J= 8.4 Hz, 1H), 7.51 (dd, J= 4.9, 0.98 Hz, 2H), 7.44 (dd, J= 3.7, 0.98 Hz, 1H), 7.30 (d, J= 8.6 Hz, 1H), 7.11 (dd, J= 5.1 Hz, 1H), 2.32 (s, 3H), 1.46 (s, 9H). MS: (calc.) 452.14; (obt.) 475 (M+Na).

Step 2: **Acetic acid 4-(2-amino-5-thiophen-2-yl-phenylcarbamoyl)-phenyl ester trifluoroacetate (**184**)**

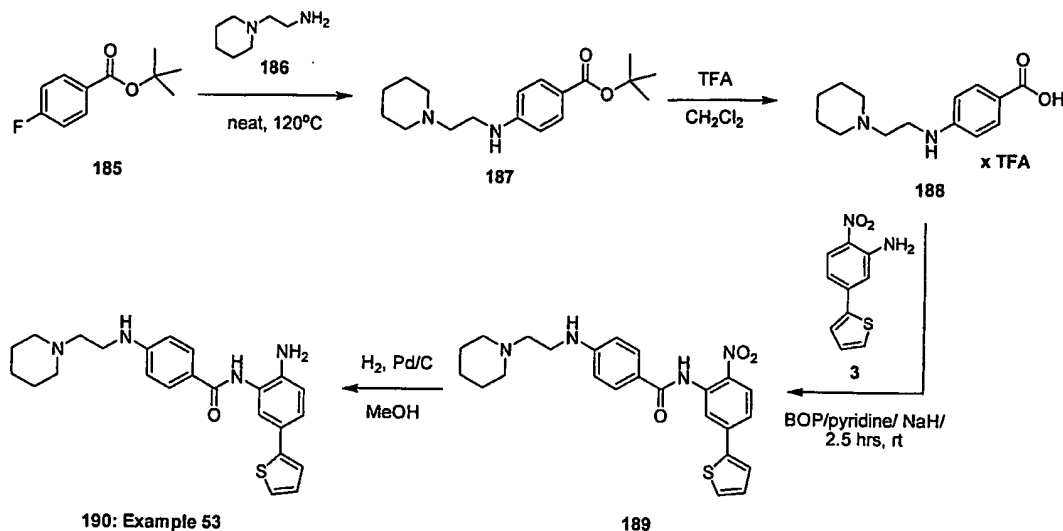
[0409] Following the same procedure as for the Example 51, step 5 (the same scheme 37) but substituting compound **180** for the compound **183**, the title compound **184** was obtained (16% yield). ¹H NMR: (DMSO) δ (ppm): 400 MHz, (DMSO) d (ppm): 9.73 (1H,s), 8.03 (2H,d, 8.4), 7.45 (1H,s), 7.34 (1H,d,9.0 Hz), 7.30 - 7.22 (4H,m), 7.04 (1H,dd,3.5 and 1.6 Hz), 6.79 (1H,d,8.4 Hz), 5.18 (2H,s), 2.31 (3H,s). MS: 352.1 (calc), 353.1 (obs).

Example 53



4-(2-(Piperidin-1-yl)ethylamino)-N-(2-amino-5-(thiophen-2-yl)phenyl)benzamide (190)

Scheme 38

Step 1: **tert-Butyl 4-(2-(piperidin-1-yl)ethylamino)benzoate (187)**

[0410] *tert*-Butyl 4-fluorobenzoate **185** (0.502g, 2.55 mmol) and 2-(piperidin-1-yl)ethanamine **186** (1.46 mL, 10.21 mmol) were stirred neat at 120°C overnight then diluted with ethyl acetate, washed with saturated aqueous sodium bicarbonate (1x), brine (1x), dried over magnesium sulfate and evaporated to give **187** (0.501g, 64%). ¹H NMR: (DMSO) δ (ppm): 400 MHz, (DMSO) d (ppm): 7.59 (d, J= 8.8 Hz, 2H), 6.55 (d, J= 8.8 Hz, 2H), 6.24 (t, J= 5.1 Hz, 1H), 4.11 (m, 2H), 3.21 to 3.13 (m, 6H), 2.44 (t, J= 7.1 Hz, 2H), 2.37 (m, 2H), 1.49 (s, 9H), 1.47 to 1.38 (m, 2H). MS: 304.22 (calc), 249.1 (M-tBu).

Step 2: **4-(2-(Piperidin-1-yl)ethylamino)benzoic acid trifluoroacetate (188)**

[0411] Following the same procedure as for the Example 51, step 5 (scheme 37) but substituting compound **187** for the compound **183**, the title compound **188** was obtained (0.37g, 90.5%). ¹H NMR: (DMSO) δ (ppm): 400 MHz, (DMSO) d (ppm): 7.69 (d, J= 8.6 Hz, 2H), 6.62 (d, J=

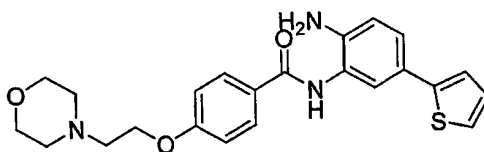
8.8 Hz, 2H), 6.51 (t, J= 6.8 Hz, 1H), 3.46 (d, J= 5.7 Hz, 2H), 3.33 (s, 2H), 3.14 (d, J= 11.5 Hz, 4H), 1.72 (m, 6H). MS: 248.15 (calc), 249.2 (obs).

Step 3: **4-(2-(Piperidin-1-yl)ethylamino)-N-(2-nitro-5-(thiophen-2-yl)phenyl)benzamide (189)**
[0412] Following the same procedure as for the Example 1, step 3 (scheme 1), but substituting acid **4** for the acid **188**, the title compound **189** was obtained (19% yield). MS: 450.17 (calc), 451.2 (obs).

Step 4: **4-(2-(Piperidin-1-yl)ethylamino)-N-(2-amino-5-(thiophen-2-yl)phenyl)benzamide (190)**

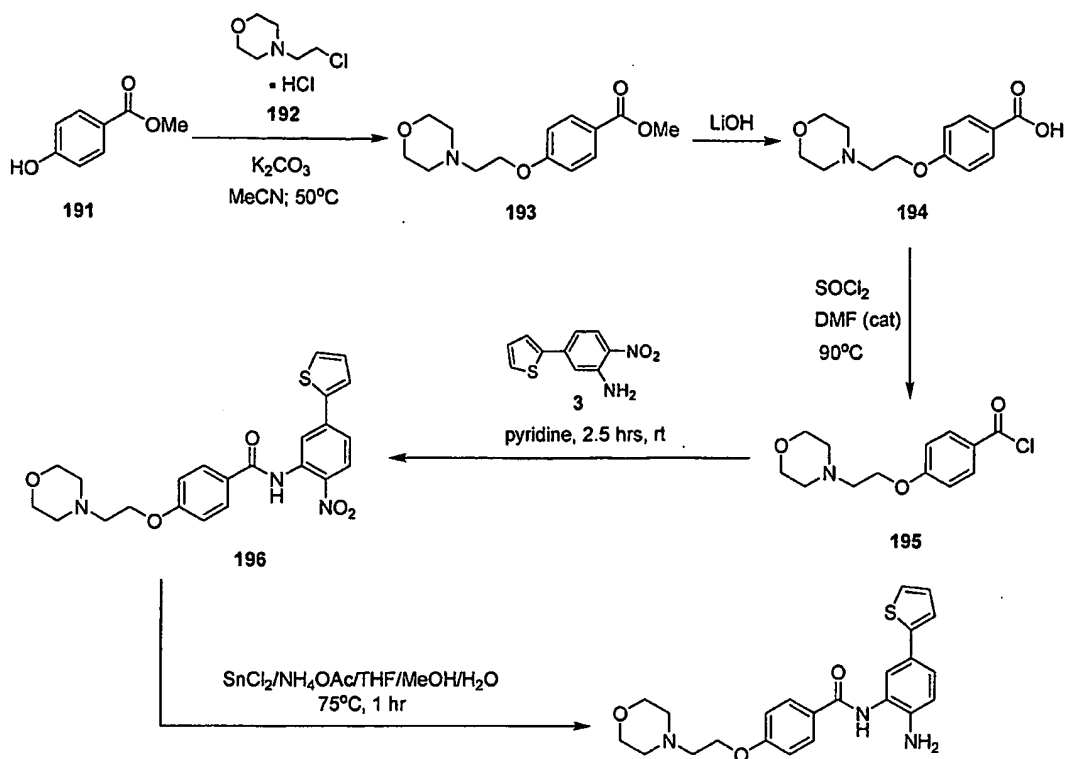
[0413] Following the same procedure as for the Example 51, step 3 (scheme 37), but substituting nitro compound **177** for the nitro compound **189**, the title compound **190** was obtained (8% yield). ¹H NMR: (DMSO) δ (ppm): 400 MHz, (DMSO) d (ppm): 9.34 (1H,s), [8.25 (2H,s) comes from formic salt], 7.77 (2H,d,8.8), 7.44 (1H,d,2.2 Hz), 7.34 (1H,dd,4.0 and 1.2 Hz), 7.26 - 7.21 (2H,m), 7.03 (1H,dd,3.5 and 1.4), 6.78 (1H,d,8.2), 6.62 (1H,d,8.8 Hz), 6.09 (1H,m), 3.25 - 3.15(8H,m), 1.53 to 1.49 (4H,m), 1.39 (2H,m). MS: 420.2 (calc), 421.3 (obs).

Example 54



4-(2-Morpholinoethoxy)-N-(2-amino-5-(thiophen-2-yl)phenyl)benzamide 197

Scheme 39



197: Example 54

Step 1: Methyl 4-(2-morpholinoethoxy)benzoate (193)

[0414] To a stirring solution of methyl 4-hydroxybenzoate **191** (1.08g, 7.10 mmol) and 4-(2-chloroethyl)morpholine hydrochloride **192** (1.45g, 7.82 mmol) in acetonitrile was added potassium carbonate (2.95g, 21.3 mmol). The reaction mixture was heated to 50°C overnight then cooled to rt and the resulting precipitate was filtered and washed with methanol to provide methyl 4-(2-morpholinoethoxy)benzoate **193** (2.67g, 142%). ^1H NMR: (DMSO) δ (ppm): 400 MHz, (DMSO) δ (ppm): 7.87 (s, $J=9.0$ Hz, 2H), 7.03 (d, $J=9.0$ Hz, 2H), 4.15 (t, $J=5.7$ Hz, 2H), 3.80 (s, 3H), 3.56 (t, $J=4.5$ Hz, 4H), 2.69 (t, $J=5.7$ Hz, 4H), 2.47 (m, 4H). MS: 265.13 (calc), 266.1 (obs).

Step 2: 4-(2-Morpholinoethoxy)benzoic acid (194)

[0415] Lithium hydroxide (hydrated) (0.59g, 14.1 mmol) was added to a solution of methyl 4-(2-morpholinoethoxy)benzoate **193** (1.25g, 4.7 mmol) in a 1:1 mixture of THF-water (20 mL). The reaction mixture was stirred at rt overnight then acidified with 1N HCl to pH 2, solvent was evaporated and the residue was lyophilized to provide crude **194** (1.66g, $\gg 100\%$ yield). ^1H NMR:

(DMSO) δ (ppm): 400 MHz, (DMSO) d (ppm): 7.88 (d, J = 8.8 Hz, 2H), 7.05 (d, J = 8.8 Hz, 2H), 4.53 (m, 2H), 3.89 (m, 4H), 3.53 (m, 2H), 3.26 to 3.14 (m, 4H). MS: 251.12 (calc), 252.1 (obs).

Step 3: **4-(2-Morpholinoethoxy)benzoyl chloride (195)**

[0416] 4-(2-Morpholinoethoxy)benzoic acid **194** (330mg, 1.31 mmol) was dissolved in thionyl chloride (4 mL) and a few drops of dimethylformamide were added. The reaction mixture was allowed to stir at 80°C in a sealed tube for 1.5 hrs then opened to leave evaporate overnight. The residue was placed on a vacuum pump overnight and used as is in the next reaction (0.30g, 100%). MS: 269.08 (calc, COCl), 265.13 (calc, Me ester), 266.2 (obs, Me ester)

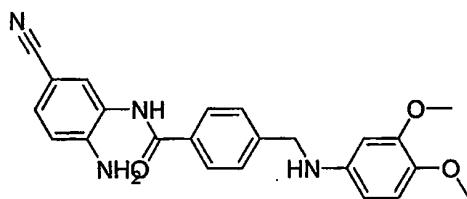
Step 4: **4-(2-Morpholinoethoxy)-N-(2-nitro-5-(thiophen-2-yl)phenyl)benzamide (196)**

[0417] Following the same procedure as for the Example 51, step 4 (scheme 37) but substituting compound **178** for the compound **3**, and compound **179** for compound **195**, the title compound **196** was obtained (3% yield). MS: 453.14 (calc), 454.2 (obs).

Step 5: **4-(2-Morpholinoethoxy)-N-(2-amino-5-(thiophen-2-yl)phenyl)benzamide (197)**

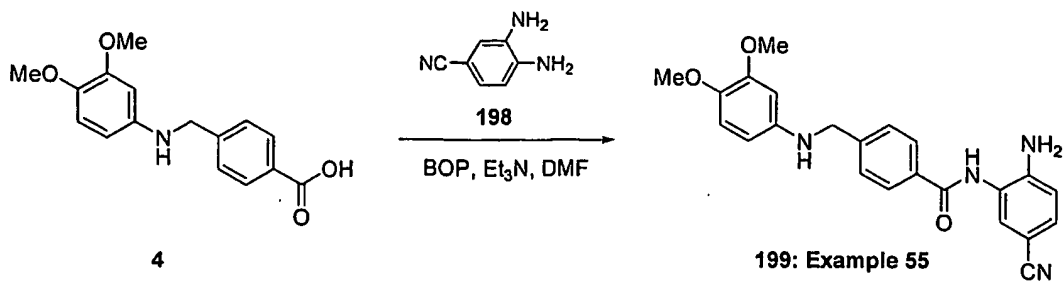
[0418] Following the same procedure as for the Example 1, step 4 (scheme 1) but substituting the nitro compound **5** for the nitro compound **196**, title compound **197** was obtained (3 mg, 19%). ¹H NMR: (DMSO) δ (ppm): 400 MHz, (DMSO) d (ppm): 9.67 (1H,s), 8.01 (2H,d,8.8), 7.44 (1H,d,2.0 Hz), 7.36 (1H,dd,4.1 and 1.0 Hz), 7.30 (1H,dd,6.1 and 2.2 Hz), 7.24 (1H,dd,2.5 and 1.2), 7.12 (2H,d,8.8), 7.04 (1H,dd,3.5 and 1.6 Hz), 6.82 (1H,d,8.4 Hz), 4.44 (2H,t,4.1), 3.65 to 3.15 (10H,m). MS: 423.16 (calc), 424.2 (obs).

Example 55



4-((3,4-Dimethoxyphenylamino)methyl)-N-(2-amino-5-cyanophenyl)benzamide (199)

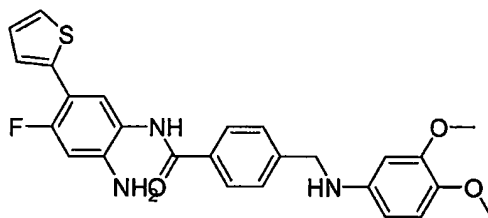
Scheme 40



Step 1: 4-((3,4-Dimethoxyphenylamino)methyl)-N-(2-amino-5-cyanophenyl)benzamide (199)

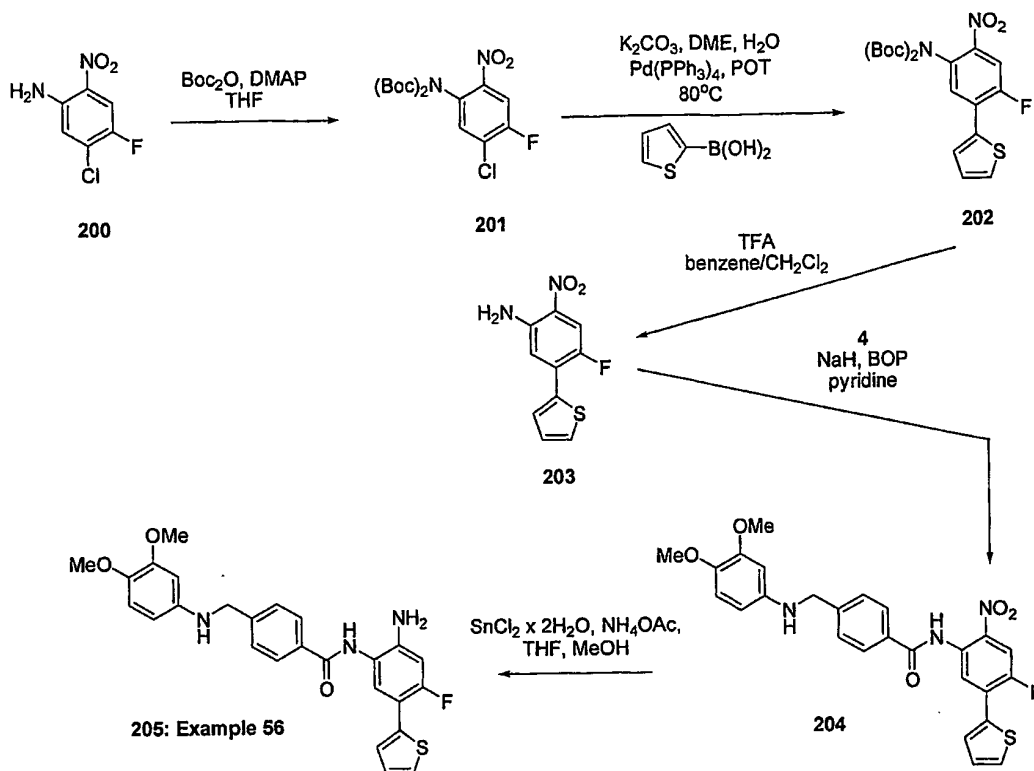
[0419] Following the same procedure as described in Example 27, step 2 (scheme 20), the title compound **199** was obtained in 16% yield. $^1\text{H NMR}$: (DMSO) δ (ppm): 9.56 (bs, 1H), 7.89 (d, $J=8.0$ Hz, 2H), 7.52 (bs, 1H), 7.45 (d, $J=8.4$ Hz, 2H), 6.77 (d, $J=8.4$ Hz, 1H), 6.63 (d, $J=8.4$ Hz, 1H), 6.30 (d, $J=2.4$ Hz, 1H), 5.99-5.95 (m, 2H), 5.74 (bs, 1H), 4.92 (bs, 2H), 3.64 (s, 3H), 3.32 (s, 3H). MS: (calc.); 402.5 (obt.) 403.4 (MH) $^+$.

Example 56



4-((3,4-Dimethoxyphenylamino)methyl)-N-(2-amino-4-fluoro-5-(thiophen-2-yl)phenyl)benzamide (205):

Scheme 41



Step 1: Di-tert-Butyl 5-chloro-4-fluoro-2-nitrophenylcarbamate (201)

[0420] Following the procedure described in Example 43, step 2 (scheme 31) using THF as a solvent but substituting compound **108** for compound **200**, the title compound **201** was obtained in 55% yield. MS: (calc.) 390.8; (obt.) 413 (M + Na)⁺.

Step 2: Di-tert-butyl 4-fluoro-2-nitro-5-(thiophen-2-yl)phenylcarbamate (202):

[0421] Following the same procedure described in Example 1, step 2 (scheme 1), but substituting bromoarene **2** for compound **201**, the title compound **202** was obtained (36% yield). ¹H NMR: (CDCl₃) δ (ppm): 7.85 (d, J= 10.4 Hz, 1H), 7.56-7.54 (m, 1H), 7.49 (d, J=6.8 Hz, 1H), 7.44 (dd, J=1.2, 5.2 Hz, 1H), 7.10 (dd, J=0.8, 5.2 Hz, 1H), 1.36 (bs, 18H). MS: (calc.) 438.4; (obt.) 239.1 (MH-2 tert-Boc)⁺.

Step 3: 4-Fluoro-2-nitro-5-(thiophen-2-yl)benzenamine (203)

[0422] Following the procedure described in Example 27, step 3 (scheme 20) but substituting compound **111** for compound **202**, the title compound **203** was obtained (32% yield). ¹H NMR:

(CD₃OD) δ (ppm): 7.86 (d, J= 12.0 Hz, 1H), 7.63-7.60 (m, 2H), 7.31 (d, J=6.8 Hz, 1H), 7.17 (t, J=4.4 Hz, 1H). MS: (calc.) 238.3; (obt.) 239.1 (MH)⁺.

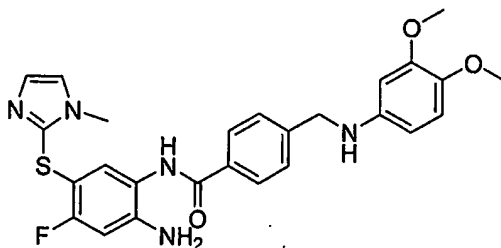
Step 4: **4-((3,4-dimethoxyphenylamino)methyl)-N-(4-fluoro-2-nitro-5-(thiophen-2-yl)phenyl)benzamide (204)**:

[0423] Following the procedure described in Example 1, step 3 (scheme 1) but substituting compound **3** for compound **203**, the title compound **204** was obtained (89% yield). ¹H NMR: (DMSO) δ (ppm): 10.70 (bs, 1H), 8.17 (d, J=7.2 Hz, 1H), 8.10 (d, J=10.8 Hz, 1H), 7.90 (d, J=8.8 Hz, 2H), 7.85 (dd, J=5.2; 1.2 Hz, 1H), 7.73 (d, J=4.0 Hz, 1H), 7.52 (d, J=8.8 Hz, 2H), 7.62 (dt, J=5.2; 1.2 Hz, 1H), 6.40 (d, J=8.8 Hz, 1H), 6.31 (d, J=2.4 Hz, 1H), 6.01-5.96 (m, 2H), 4.31 (d, J=6.6 Hz, 2H), 3.65 (s, 3H), 3.58 (s, 3H). MS: (calc.) 507.5; (obt.) 508.3 (MH)⁺.

Step 5: **4-((3,4-Dimethoxyphenylamino)methyl)-N-(2-amino-4-fluoro-5-(thiophen-2-yl)phenyl)benzamide (205)**:

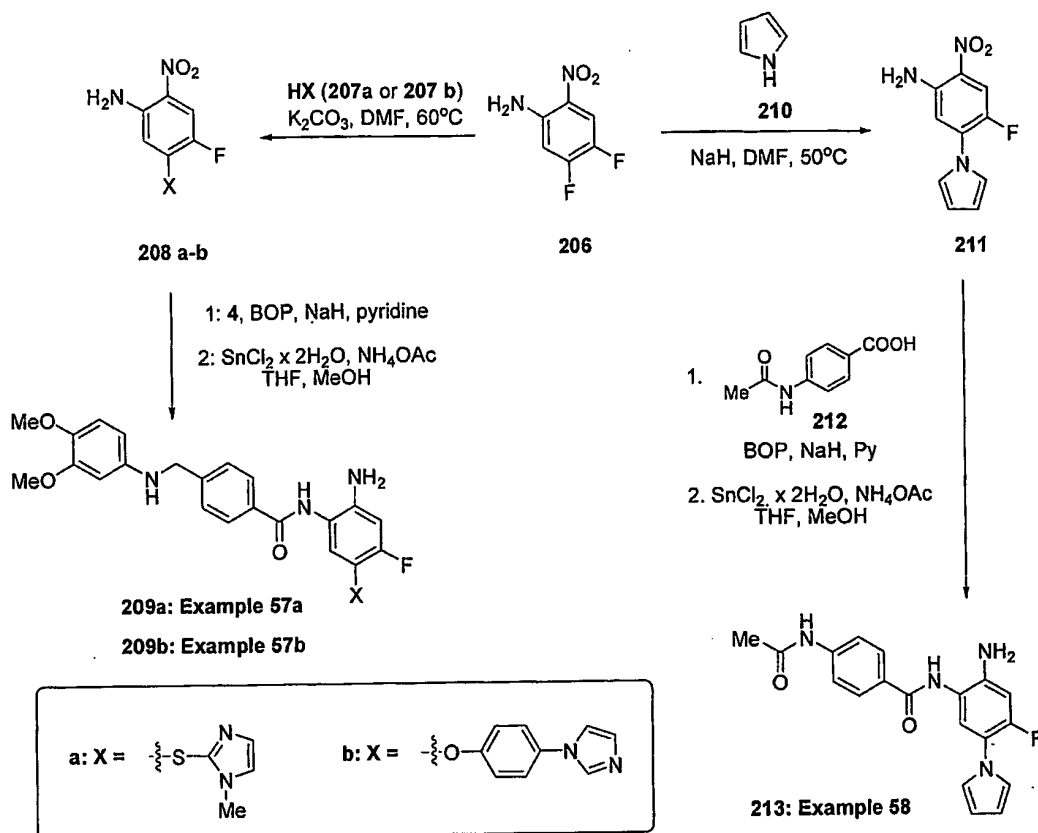
[0424] Following the procedure described in Example 1, step 4 (scheme 1) but substituting compound **5** for compound **204** and running the reaction at room temperature, the title compound **205** was obtained (41% yield). ¹H NMR: (DMSO) δ (ppm): 9.65 (s, 1H), 7.96 (d, J=8.0 Hz, 2H), 7.48-7.51 (m, 4H), 7.31 (d, J=4.0 Hz, 1H), 7.11 (d, J=4.0 Hz, 1H), 6.80 (d, J=8.8 Hz, 1H), 6.50 (d, J=13.6 Hz, 1H), 6.35 (d, J=2.8 Hz, 1H), 6.03-6.01 (m, 2H), 5.50 (bs, 2H), 4.34 (d, J=6.0 Hz, 2H), 3.70 (s, 3H), 3.62 (s, 3H). MS: (calc.) 477.6; (obt.) 478.4 (MH)⁺.

Example 57a



N-(5-(1-Methyl-1H-imidazol-2-ylthio)-2-amino-4-fluorophenyl)-4-((3,4-dimethoxyphenylamino)methyl)benzamide (209a)

Scheme 42



Step 1: 5-(1-Methyl-1H-imidazol-2-ylthio)-4-fluoro-2-nitrobenzenamine (208a):

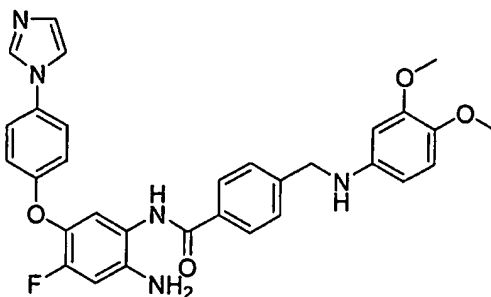
[0425] To a stirred solution of **206** (500mg, 2.8 mmol) in DMF (20 mL), was added 1-methyl-1H-imidazole-2-thiol (**207a**, 2.8 mmol, 328 mg) and potassium carbonate (1.58 g, 11.49 mmol). The reaction mixture was stirred at 60° for 5 hours. Ethyl acetate was added and K₂CO₃ was removed by filtration. The filtrate was concentrated, evaporated under reduced pressure and the residue was purified by flash chromatography on silica gel, eluents hexane-EtOAc (1:2), then EtOAc (100%) to afford **208a** (751mg, 98% yield). MS: (calc.) 268.3; (obt.) 269.1 (MH)⁺.

Steps 2-3: N-(5-(1-Methyl-1H-imidazol-2-ylthio)-2-amino-4-fluorophenyl)-4-((3,4-dimethoxyphenylamino)methyl)benzamide (209a):

[0426] Following the procedures described in Example 1, steps 3 and 4 (scheme 1) but substituting compound **3** for compound **208a** the title compound **209a** was obtained in 28% yield. ¹H NMR: (DMSO) δ (ppm): 9.5 (s, 1H), 7.86 (d, J=8.4 Hz, 2H), 7.43 (d, J=8.4 Hz, 2H), 7.2 (s, 1H),

7.10 (d, J=8.4 Hz, 1H), 6.90 (s, 1H), 6.6 (d, J=8.8 Hz, 1H), 6.56 (d, J=11.6 Hz, 1H), 6.29 (d, J=2.4 Hz, 1H), 5.95 (dd, J=2.4, 8.8 Hz, 2H), 5.52 (bs, 2H), 4.28 (bs, 2H), 3.64 (s, 6H), 3.57 (s, 3H). MS: (calc.) 507.6; (obt.) 508.4 (MH)⁺.

Example 57b



4-((3,4-Dimethoxyphenylamino)methyl)-N-(5-(4-(1H-imidazol-1-yl)phenoxy)-2-amino-4-fluorophenyl)benzamide (209b)

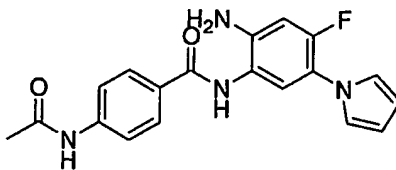
Step 1: 5-(4-(1H-imidazol-1-yl)phenoxy)-4-fluoro-2-nitrobenzenamine (208b)

[0427] Following the same procedure as described in Example 57a, step 1 (scheme 42) but substituting imidazole **207a** for 4-(1H-imidazol-1-yl)phenol (**207b**), the compound **208b** was obtained in 23% yield. MS: (calc.) 314.6; (obt.) 315.1 (MH)⁺.

Step 2-3: 4-((3,4-Dimethoxyphenylamino)methyl)-N-(5-(4-(1H-imidazol-1-yl)phenoxy)-2-amino-4-fluorophenyl)benzamide (209b)

[0428] Following the procedures described in Example 1, steps 3 and 4 (scheme 1) but substituting compound **3** for compound **208b** the title compound **209b** was obtained in 65% yield. ¹H NMR: (DMSO) δ (ppm): 7.87 (d, J=8.4 Hz, 2H), 7.75 (bs, 1H), 7.60 (d, J=8.0 Hz, 2H), 7.44 (d, J=8.4 Hz, 2H), 7.26 (bs, 1H), 7.14 (d, J=8.0 Hz, 1H), 7.03 (d, J=8.0 Hz, 2H), 6.723 (d, J=13.2 Hz, 1H), 6.62 (d, J=8.4 Hz, 1H), 6.29 (d, J=2.4 Hz, 1H), 5.96 (dd, J=2.4, 8.8 Hz, 2H), 4.28 (bs, 2H), 3.64 (s, 3H), 3.57 (s, 3H). MS: (calc.) 553.6; (obt.) 554.5 (MH)⁺.

Example 58



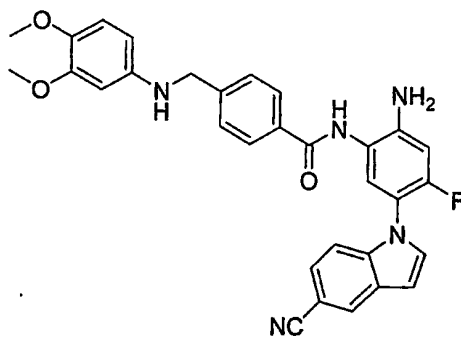
4-Acetamido-N-(2-amino-4-fluoro-5-(1H-pyrrol-1-yl)phenyl)benzamide (213)

Step 1: **4-Fluoro-2-nitro-5-(1H-pyrrol-1-yl)benzenamine (211):**

[0429] To a stirred solution of **206** (500 mg, 2.87 mmol) and pyrrole (**210**, 239 μ L, 3.44 mmol) in DMF (10 mL), was added NaH (207 mg, 5.17 mmol). The reaction mixture was stirred for 18 hours at 50°, quenched with water (100 mL) and extracted with DCM (2x50 mL). The organic phase was dried with magnesium sulfate and concentrated under reduced pressure. The residue was purified by flash chromatography on silica gel, eluents hexanes-EtOAc 4:1, then hexanes-EtOAc 1:1, to afford the title compound **211** (145 mg, 25% yield). $^1\text{H NMR}$: (DMSO) δ : 7.94 (d, $J=12.0$ Hz, 1H), 7.12 (q, $J=2.4, 4.4$ Hz, 2H), 7.02 (d, $J=6.8$ Hz, 1H), 6.32 (t, $J=2.4, 4.8$ Hz, 2H). MS: (calc.) 221.8; (obt.) 222.1 (MH) $^+$.

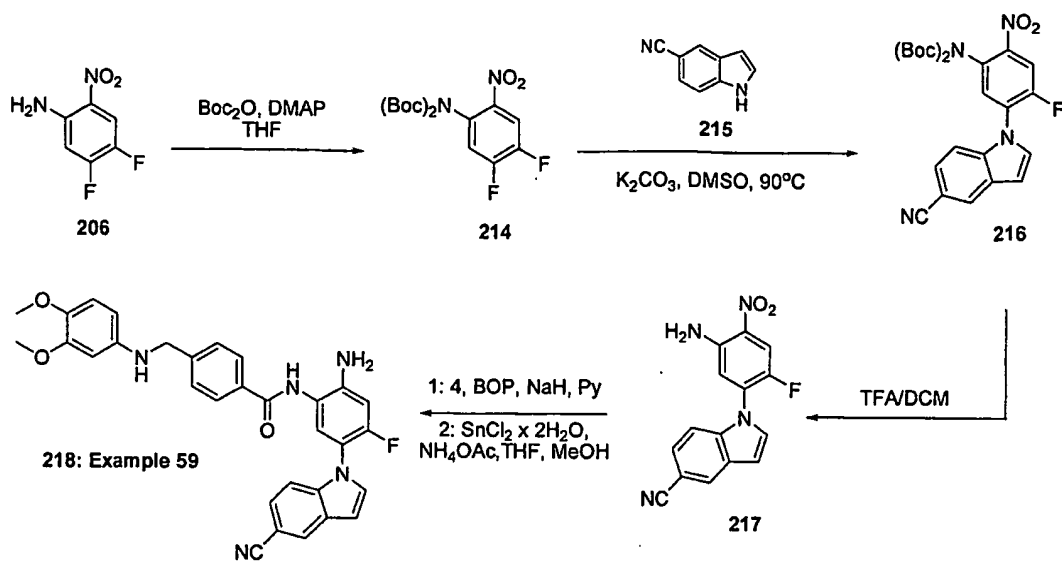
Step 2-3: **4-Acetamido-N-(2-amino-4-fluoro-5-(1H-pyrrol-1-yl)phenyl)benzamide (213)**

[0430] Following the procedures described in Example 1, steps 3 and 4 (scheme 1) but substituting amine **3** for compound **211**, and the acid **4** for 4-acetamidobenzoic acid (**212**) the title compound **213** was obtained in 40% yield. $^1\text{H NMR}$: (DMSO) δ (ppm): 10.11 (s, 1H), 9.48 (s, 1H), 7.83 (d, $J=8.4$ Hz, 2H), 7.56 (d, $J=8.8$ Hz, 2H), 7.20 (d, $J=8.4$ Hz, 1H), 6.86 (dd, $J=2.0, 4.0$ Hz, 2H), 6.62 (d, $J=12.8$ Hz, 1H), 6.10 (2H, dd, $J=2.0, 4.0$ Hz, 2H), 5.28 (bs, 2H), 2.09 (s, 3H). MS: (calc.) 352.36; (obt.) 353.2 (MH) $^+$.

Example 59

4-((3,4-dimethoxyphenylamino)methyl)-N-(2-amino-4-fluoro-5-indole-5-carbonitrile)benzamide (218)

Scheme 43

Step 1: Di-tert-butyl 4,5-difluoro-2-nitrophenylcarbamate (**214**)

[0431] Following the procedure described in Example 43, step 2 (scheme 31) but substituting compound **148** for compound **206**, the title compound **214** was obtained in 89% yield. $^1\text{H NMR}$: (CDCl_3) δ (ppm): 7.99 (dd, $J = 7.6, 9.6$ Hz, 1H), 7.18 (dd, $J = 7.2, 9.6$ Hz, 1H), 1.42 (bs, 18H). MS: (calc.) 374.3; (obt.) 397.2 (MNa^+).

Step 2: Di-tert-butyl 5-(5-cyano-1H-indol-1-yl)-4-fluoro-2-nitrophenylcarbamate (**216**):

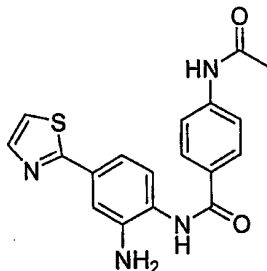
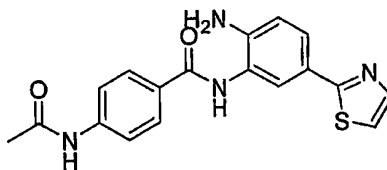
[0432] Following the same procedure as described in Example 57a, step 1, but substituting DMF for DMSO and 1-methyl-1H-imidazole-2-thiol (**207a**) for 1H-indole-5-carbonitrile (**215**) the title compound **216** was obtained in 28% yield. $^1\text{H NMR}$: (CDCl_3) δ (ppm): 9.71 (bs, 1H), 8.88 (d, $J = 3.2$ Hz, 1H), 8.21 (d, $J = 10.8$ Hz, 1H), 8.02 (s, 1H), 7.55 (bs, 1H), 7.43 (dd, $J = 2.4, 6.0$ Hz, 1H), 6.83 (d, $J = 3.6$ Hz, 1H), 1.55 (s, 18H). MS: (calc.) 496.5; (obt.) 436.3 ($\text{M} + \text{K}^+$).

Step 3: 1-(5-Amino-2-fluoro-4-nitrophenyl)-1H-indole-5-carbonitrile (**217**)

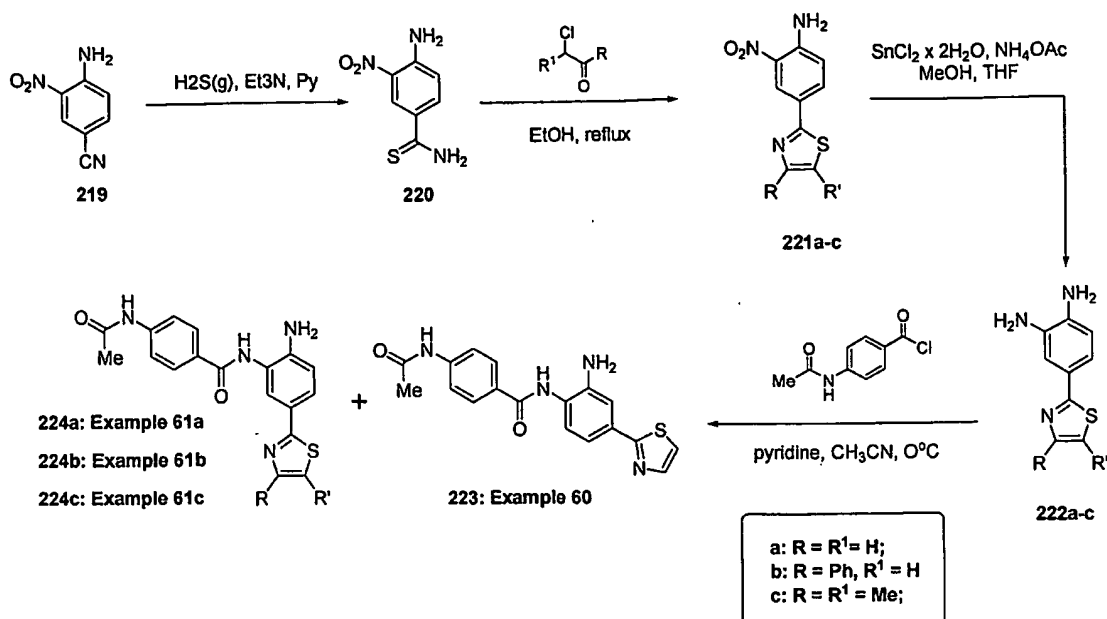
[0433] Following the procedure described in Example 27, step 3 (scheme 20) but substituting **111** for compound **216**, the title compound **217** was obtained in 99% yield. MS: (calc.) 296.3; (obt.) 297.2 (MH^+).

Steps 4-5: 4-((3,4-Dimethoxyphenylamino)methyl)-N-(2-amino-4-fluoro-5-indole-5-carbonitrile)benzamide (**218**)

Following the procedures described in Example 1, steps 3 and 4 but substituting compound **3** for compound **217** the title **218** was obtained in 41% yield. ^1H NMR: (DMSO) δ (ppm): 8.08 (bs, 1H), 7.96 (d, $J=8.0$ Hz, 2H), 7.54 (d, $J=8.0$ Hz, 2H), 7.41-7.50 (m, 2H), 7.40 (d, $J=8.0$ Hz, 1H), 7.35 (d, $J=7.6$ Hz, 1H), 6.83 (d, $J=8.0$ Hz, 1H), 6.80 (d, $J=2.4$ Hz, 1H), 6.72 (d, $J=8.8$ Hz, 1H), 6.38 (d, $J=2.4$ Hz, 1H), 6.15 (dd, $J=2.4, 8.8$ Hz, 1H), 4.41 (bs, 2H), 3.76 (s, 3H), 3.73 (s, 3H). MS: (calc.) 535.5; (obt.) 536.3 (MH) $^+$.

Example 60**4-Acetamido-N-(2-amino-4-(thiazol-2-yl)phenyl)benzamide (223) and****Example 61a****4-Acetamido-N-(2-amino-5-(thiazol-2-yl)phenyl)benzamide (224a)**

Scheme 44

Step 1: 4-Amino-3-nitrobenzothioamide (**220**)

[0434] To a stirred solution of **219** (1.96 g, 12.02 mmol) in pyridine (15 mL) and Et₃N (6 ml) was bubbled hydrogen sulfide for 40 minutes. When the reaction was completed nitrogen was bubbled for another 40 min. The residue was diluted in DCM and washed with water, HCl 10% and brine. Organic phases were collected, dried with sodium sulfate and concentrated under reduced pressure to afford the title compound **220** (2.11 g, 89% yield). ¹H NMR: (DMSO) δ (ppm): 9.04 (bs, 1H), 8.31 (d, J=9.2 Hz, 1H), 7.28 (d, J=8.8 Hz, 1H). MS: (calc.) 197.2; (obt.) 198.1(MH)⁺.

Step 2: 2-Nitro-4-(thiazol-2-yl)benzenamine (**221a**)

[0435] To a stirred suspension of **220** (500 mg, 2.53 mmol) in ethanol (15 mL) was added chloroacetaldehyde (50% solution in water, 0.796 ml, 5.0 mmol). The mixture was heated at 80°C for 18 hours, evaporated under reduced pressure and the residue was dissolved in DCM, washed with brine, dried with sodium sulfate and concentrated. The crude material was purified by flash chromatography on silica gel, eluents hexane-EtOAc (4:1), then EtOAc (100%), to afford the title compound **221a** (104 mg, 19% yield). ¹H NMR: (CD₃OD) δ (ppm): 8.62 (d, J=2.0 Hz, 1H), 7.91 (dd, J=2.4, 8.8 Hz, 1H), 7.78 (d, J=3.2 Hz, 1H), 7.51 (d, J=3.2 Hz, 1H), 7.07 (d, J=8.8 Hz, 1H). MS: (calc.) 221.2; (obt.) 222.1 (MH)⁺.

Step 3: **4-(Thiazol-2-yl)benzene-1,2-diamine (222a)**

[0436] Following the procedure described in Example 1, step 4 (scheme 1) but substituting **5** for compound **221a**, the title compound **222a** was obtained (53% yield). $^1\text{H NMR}$: (CD_3OD) δ (ppm): 7.68 (d, $J=3.2$ Hz, 1H), 7.38 (d, $J=3.6$ Hz, 1H), 7.26 (d, $J=2.0$ Hz, 1H), 7.19 (dd, $J=2.0, 8.0$ Hz, 1H), 6.70 (d, $J=8.0$ Hz, 1H). MS: (calc.) 191.2; (obt.) 192.3 (MH) $^+$.

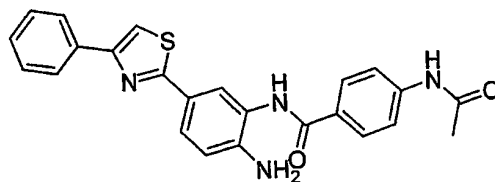
Step 4. **4-Acetamido-N-(2-amino-4-(thiazol-2-yl)phenyl)benzamide (223) and 4-Acetamido-N-(2-amino-5-(thiazol-2-yl)phenyl)benzamide (224a)**

[0437] To a stirred suspension of **222a** (47 mg, 0.25 mmol) in acetonitrile (10 mL) and pyridine (20 μL) was added 4-acetamidobenzoyl chloride (49 mg, 0.25 mmol) in acetonitrile (1 mL) at 0°C for 15 min. The reaction mixture was warmed up to room temperature and stirred for 4 hours, concentrated under reduced pressure. The crude was diluted in DCM and washed with NaHCO_3 and brine. The organic layer was dried with Na_2SO_4 and evaporated. The residue was purified by flash chromatography on silica gel, eluents hexane-EtOAc (1:3), then EtOAc (100%) to afford the title compounds **223** (3 mg, 4% yield) and **224a** (5 mg, 5% yield).

223: $^1\text{H NMR}$: (CD_3OD) δ (ppm): 7.95 (d, $J=8.8$ Hz, 2H), 7.60 (d, $J=3.2$ Hz, 1H), 7.73-7.71 (m, 2H), 7.56 (d, $J=3.2$ Hz, 1H), 7.48 (bs, 1H), 7.32 (bs, 2H), 2.17 (s, 3H). MS: (calc.) 352.4; (obt.) 353.2 (MH) $^+$.

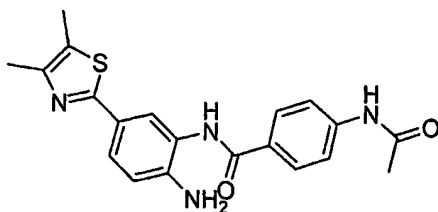
224a: $^1\text{H NMR}$: (DMSO) δ (ppm): 10.18 (s, 1H), 9.64 (s, 1H), 8.00-7.94 (m, 5H), 7.84 (d, $J=2.0$ Hz, 1H), 7.68 (dd, $J=1.6, 7.2$ Hz, 2H), 7.61 (dd, $J=2.0, 8.4$ Hz, 1H), 7.42 (dt, $J=1.6, 7.2$ Hz, 2H), 7.32 (d, $J=1.6, 7.2$ Hz, 1H), 6.84 (d, $J=8.4$ Hz, 1H), 5.52 (bs, 2H), 2.09 (s, 3H). MS: (calc.) 428.5; (obt.) 429.1 (MH) $^+$.

Example 61b

**4-Acetamido-N-(2-amino-5-(4-phenylthiazol-2-yl)phenyl)benzamide (224b)**

[0438] Following the same procedures as described in Example 61a, steps 1-4 (scheme 44) but substituting chloroacetaldehyde in the second step by 2-chloro-1-phenylethanone, the title **224b** was obtained in **24%** overall yield.

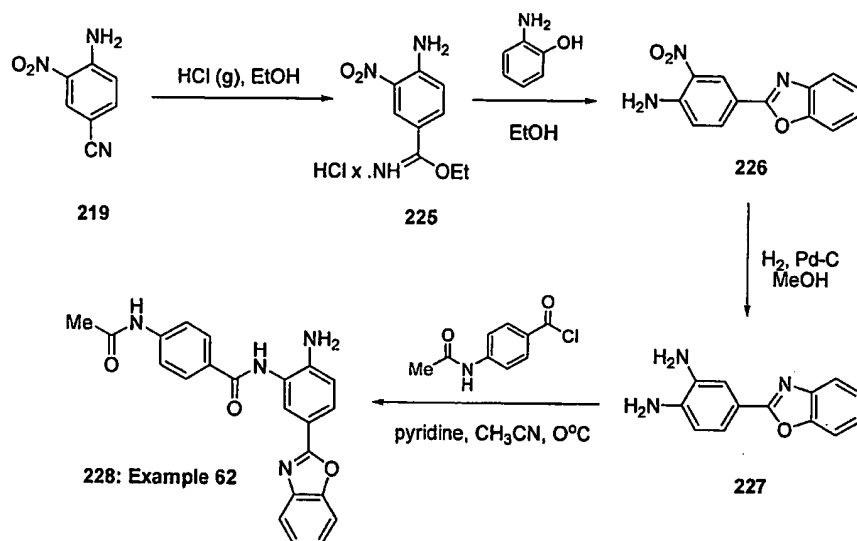
Example 61c



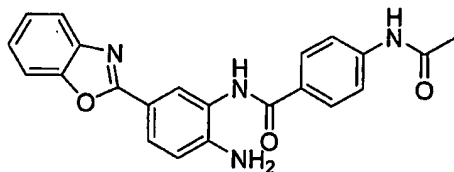
4-Acetamido-N-(2-amino-5-(4,5-dimethylthiazol-2-yl)phenyl)benzamide (224c)

[0439] Following the same procedures as described in Example 61a, steps 1-4 (scheme 44) but substituting chloroacetaldehyde in the second step by 3-chlorobutan-2-one, the title **224c** was obtained in 3% overall yield.

Scheme 45



Example 62



4-Acetamido-N-(2-amino-5-(benzo[d]oxazol-2-yl)phenyl)benzamide (228)

Step 1: 3-Nitro-4-benzenamine imidate (225)

[0440] Hydrogen chloride was bubbled into a reaction flask containing absolute ethanol (10 mL) during 5 min at 0°C. The compound **219** (2.00 g, 12.26mmol) was added to the solution. The mixture was stirred at room temperature for 18 h, concentrated under reduced pressure and the solid residue was triturated with ethyl acetate to afford the title compound **225** as a yellow solid (2.72 g, 79% yield). ¹H NMR: (DMSO) δ (ppm): 8.40 (d, J=2.0Hz, 1H), 8.05 (bs, 2H), 7.65 (dd, J=2.0, 8.8 Hz, 1H), 7.06 (d, J=8.8 Hz, 1H). MS: (calc.) 209.2; (obt.) 210.1 (MH)⁺.

Step 2: 4-(Benzo[d]oxazol-2-yl)-2-nitrobenzenamine (226):

[0441] The imidate **225** (500mg, 1.77 mmol) in anhydrous ethanol (25 mL) was treated with o-aminophenol (232mg, 2.1 mmol) and heated in a sealed flask at 95°C for 5 h. The solvent was evaporated under reduced pressure and the residue was triturated with ethyl acetate to afford the title compound **226** (517 mg, quant. yield.). ¹H NMR: (DMSO) δ (ppm): 8.45 (d, J=2.0 Hz, 1H), 8.14 (dd, J=2.0, 8.8 Hz, 1H), 8.06 (bs, 2h), 7.79-7.75 (M, 2H), 7.41-7.39 (m, 2h), 7.20 (d, J=1.6 Hz, 1H). MS: (calc.) 255.2; (obt.) 256.0 (MH)⁺.

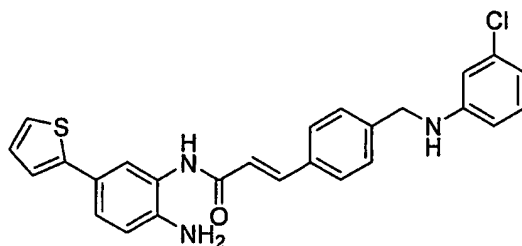
Step 3: 4-(Benzo[d]oxazol-2-yl)benzene-1,2-diamine (227):

[0442] To a stirred solution of **226** (517 mg, 1.77 mmol) in methanol (20 mL) was added palladium on charcoal (10%, 188 mg). The reaction was stirred under hydrogen atmosphere for 18 hours, filtered through a celite pad; the filtrate was evaporated under reduced pressure to afford title compound **227** (350 mg, 87% yield). ¹H NMR: (DMSO) δ 7.673-7.641 (m, 2H), 7.39 (d, J=2.0 Hz, 1H), 7.32-7.30 (m, 3H), 6.64 (d, J=8.0 Hz, 1H). MS: (calc.)225.2; (obt.) 226.1 (MH)⁺.

Step 4. 4-Acetamido-N-(2-amino-5-(benzo[d]oxazol-2-yl)phenyl)benzamide (228):

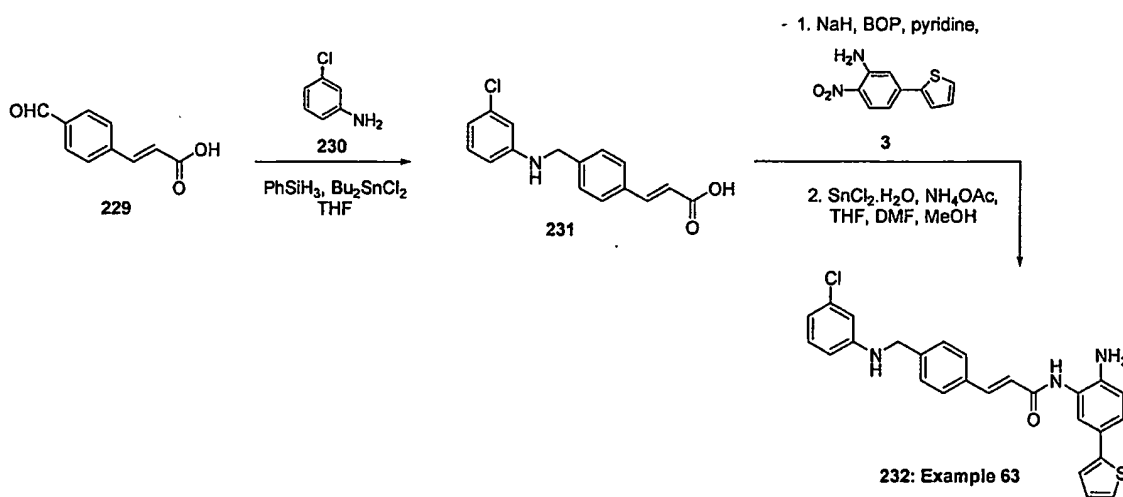
[0443] To a stirred suspension of **227** (350 mg, 1.55 mmol) in acetonitrile (20 mL) and pyridine (2ml) was added 4-acetamidobenzoyl chloride (307 mg, 1.55 mmol) in acetonitrile (5 ml) at 0°C. The solution was warmed up to room temperature and stirred for 4 hours. The reaction mixture was concentrated under reduced pressure and the residue was purified by flash chromatography on silica gel, eluents hexane-EtOAc (1:3), then EtOAc (100%), to afford **228** as a beige solid (5 mg, 1% yield). ¹H NMR: (DMSO) δ (ppm): 10.22 (s, 1H), 9.62 (s, 1H), 8.05 (d, J=2.4 Hz, 1H), 7.89 (d, J=8.4Hz, 2H), 7.80 (1H, dd, J=2.0, 8.4 Hz, 1H), 7.68-7.73 (m, 4H), 7.33-7.35 (m, 2H), 6.91 (d, J=8.4 Hz, 1H), 5.86 (bs, 2H), 2.12 (s, 3H). MS: (calc.) 386.41; (obt.) 387.1 (MH)⁺.

Example 63



(E)-3-(4-((3-Chlorophenylamino)methyl)phenyl)-N-(2-amino-5-(thiophen-2-yl)phenyl)acrylamide (**232**)

Scheme 46

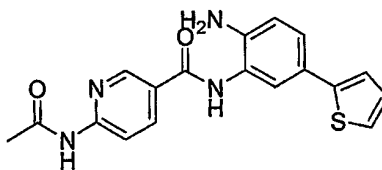
Step 1. (E)-3-(4-((3-Chlorophenylamino)methyl)phenyl)acrylic acid (**231**)

[0444] To a solution of (E)-3-(4-formylphenyl)acrylic acid **229** (1 g, 5.67 mmol) and 3-chlorobenzeneamine **230** (596 μ L, 5.67 mmol) in THF (8 ml), dibutyltin dichloride (173 mg, 0.57 mmol) was added followed by dropwise addition of phenylsilane (697 μ L, 5.67 mmol). The resulting mixture was stirred at room temperature in the nitrogen atmosphere overnight, diluted with MeOH and concentrated under reduced pressure. The solid residue was triturated with DCM to yield the title compound **231** (1.24g, 76% yield). $^1\text{H NMR}$: (DMSO) δ (ppm): 7.61 (d, $J=8.0$ Hz, 2H), 7.53 (d, $J=16.0$ Hz, 1H), 7.34 (d, $J=8.4$ Hz, 2H), 7.00 (t, $J=8.0$ Hz, 1H), 6.53 (t, $J=2.0$ Hz, 1H), 6.49-6.48 (m, 2H), 6.46 (d, $J=16.0$ Hz, 1H), 4.28 (bs, 2H). MS: (calc.)287.7; (obt.) 288.1 (MH) $^+$.

Steps 2-3. **(E)-3-(4-((3-Chlorophenylamino)methyl)phenyl)-N-(2-amino-5-(thiophen-2-yl)phenyl)acrylamide (232)**

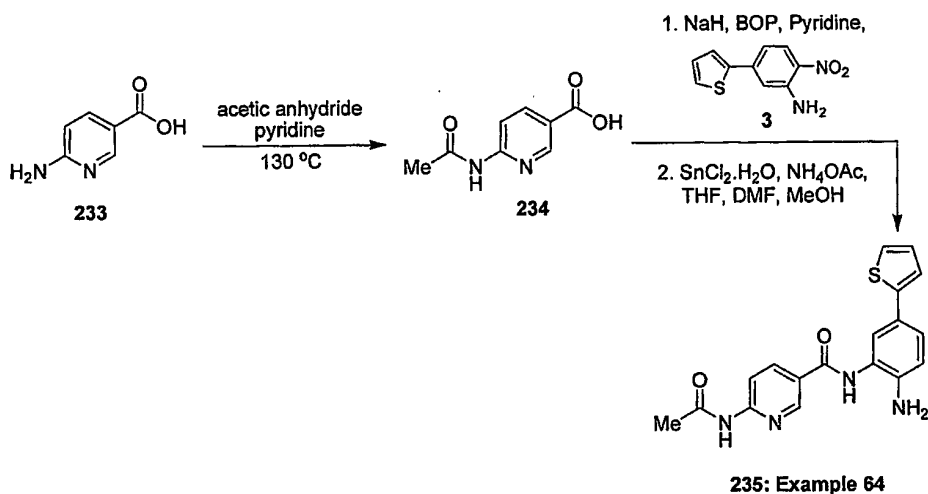
[0445] Following the procedure described in Example 1, steps 3-4 (scheme 1) but substituting acid **4** for the acid **231** title compound **232** was obtained in 60% yield. ¹H NMR: (DMSO) δ (ppm): 9.42 (bs, 1H), 7.66-7.32 (m, 7H), 7.22-7.14 (m, 2H), 7.10-7.00 (m, 2H), 6.87-6.74 (m, 1H), 6.62-6.50 (m, 4H), 5.19 (bs, 1H), 4.29 (d, J= 5.6Hz, 2H). MS: (calc.) 459.2; (obt.) 460.3 (MH)⁺.

Example 64



6-Acetamido-N-(2-amino-5-(thiophen-2-yl)phenyl)pyridine-3-carboxamide (235)

Scheme 47



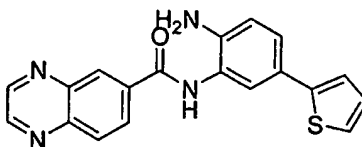
Step 1: **6-Acetamidopyridine-3-carboxylic acid (234)**

[0446] To a stirred solution of **233** (2g, 14.48 mmol) in pyridine (60 mL) was added acetic anhydride (1.62 mL, 15.93 mmol). The reaction mixture was heated to 130°C in a sealed vessel, stirred for 16 hours, concentrated under reduced pressure to 30 mL and cooled to 0 °C. The resulting precipitate was filtered, washed with cold pyridine and water, and dried. This afforded **234** as a white solid (1.85 g, 71% yield). ¹H-NMR (DMSO) δ: 10.82 (s, 1H), 8.77 (dd, J=2.2, 0.8 Hz, 1H), 8.20 (dd, J=8.7, 2.2 Hz, 1H), 8.14 (d, J=8.7 Hz, 1H), 2.12 (s, 3H).

Steps 2-3: **6-Acetamido-N-(2-amino-5-(thiophen-2-yl)phenyl)pyridine-3-carboxamide (235)**

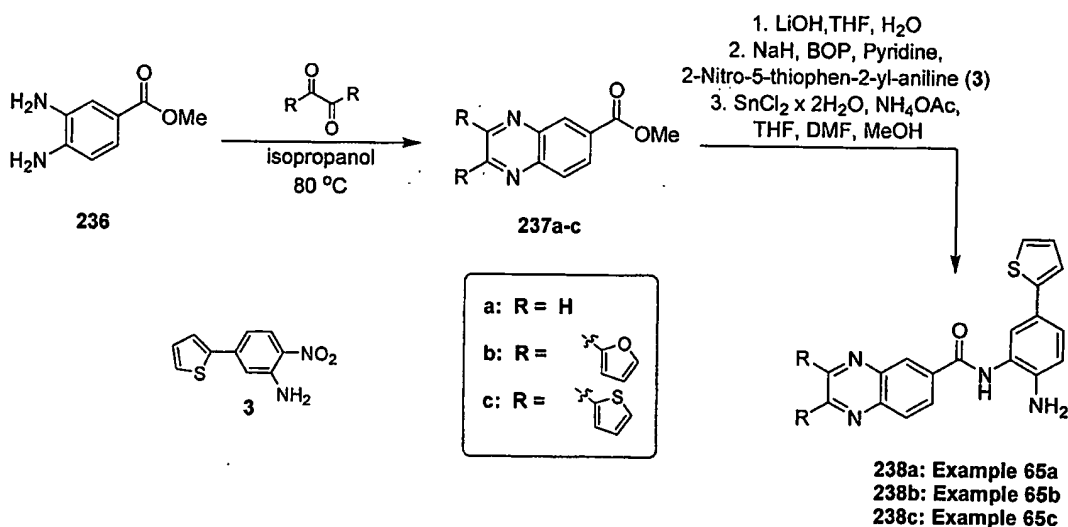
[0447] Following the procedures described in Example 1, steps 3 and 4 (with DMF as a co-solvent), but substituting acid **4** for the acid **234**, the title compound **235** was obtained as a yellow solid (20 mg, 9 % yield). ¹H NMR: (DMSO) δ 10.79 (br s, 1H), 9.75 (br s, 1H), 8.90 (s, 1H), 8.31 (d, J=9.4 Hz, 1H), 8.15 (d, J=8.5 Hz, 1H), 7.42 (s, 1H), 7.33 (m, 1H), 7.28 (d, J=8.5 Hz, 1H), 7.22 (s, 1H), 7.02 (m, 1H), 6.78 (d, J=8.0 Hz, 1H), 5.20 (br s, 2H), 2.13 (s, 3H)

Example 65a



N-(2-amino-5-(thiophen-2-yl)phenyl)quinoxaline-6-carboxamide (238a)

Scheme 48

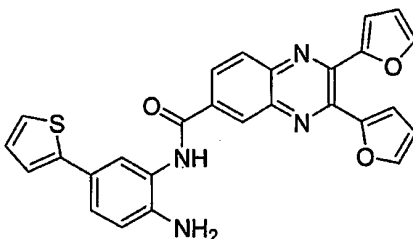


Step 1: Methyl quinoxaline-6-carboxylate (237a)

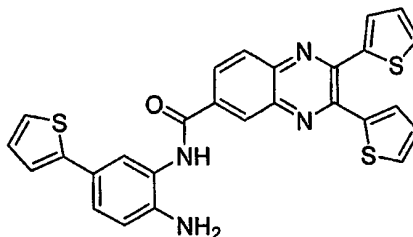
[0448] To a stirred solution of 3,4-diamino-benzoic acid methyl ester (**236**, 2 g, 12.03 mmol) in isopropanol (50 mL) was added oxaldehyde as a 40% solution in water (13.23 mmol, 1.52 mL). The reaction mixture was heated at 80°C for 2 hours, the solvent was removed under reduced pressure and the residue was dried under vacuum to yield **237a** as a yellow solid (2.09 g, 93% yield). ¹H NMR: (DMSO) δ 9.01 (s, 2H), 8.54 (d, J=1.6 Hz, 1H), 8.23 (dd, J=8.6, 2.0 Hz, 1H), 8.14 (dd, J=8.6, 0.6 Hz, 1H), 3.35 (s, 3H).

Steps 2-4: **N-(2-Amino-5-(thiophen-2-yl)phenyl)quinoxaline-6-carboxamide (238a)**

[0449] Following the same procedure as described in Example 4 step 3 and then the procedures described in Example 1, steps 3 and 4, (with DMF as a co-solvent), the title compound **238a** was obtained as an orange solid in 26% yield (over the 3 steps). ¹H NMR: (DMSO) δ 10.09 (br s, 1H), 9.04 (dd, J=6.7, 1.8 Hz, 2H), 8.79 (d, J=1.8 Hz, 1H), 8.37 (dd, J=8.9, 2.0 Hz, 1H), 8.20 (d, J=8.6 Hz, 1H), 7.51 (d, J=2.2 Hz, 1H), 7.34 (dd, J=4.9, 1.0 Hz, 1H), 7.30 (dd, J=2.1, 8.1 Hz, 1H), 7.24 (dd, J=3.5, 1.2 Hz, 1H), 7.04 (dd, J=4.9, 3.5 Hz, 1H), 6.81 (d, J=8.2 Hz, 1H), 5.28 (br s, 2H).

Example 65b**N-(2-Amino-5-(thiophen-2-yl)phenyl)-2,3-di(furan-2-yl)quinoxaline-6-carboxamide (238b)**Steps 1-4: **N-(2-Amino-5-(thiophen-2-yl)phenyl)-2,3-di(furan-2-yl)quinoxaline-6-carboxamide (238b)**

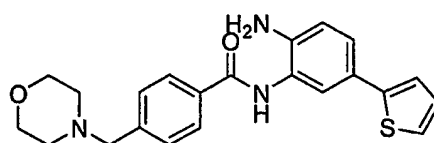
[0450] Following the same procedures as described in Example 65a but substituting in the step 1 oxaldehyde with 1,2-di(furan-2-yl)ethane-1,2-dione, the title compound **238b** was obtained as a yellow solid in 28% yield (over the four steps). ¹H NMR: (CD₃OD) δ 8.56 (s, 1H), 8.21 (d, J=8.6 Hz, 1H), 8.03 (d, J=8.8 Hz, 1H), 7.63 (s, 2H), 7.45 (d, J=1.7 Hz, 1H), 7.27 (d, J=8.4 Hz, 1H), 7.13 - 7.12 (m, 2H), 6.90 (t, J=4.1 Hz, 1H), 6.83 (d, J=8.4 Hz, 1H), 6.69 (t, J=3.9 Hz, 2H), 6.55 - 6.56 (m, 2H).

Example 65c**N-(2-Amino-5-(thiophen-2-yl)phenyl)-2,3-di(thiophen-2-yl)quinoxaline-6-carboxamide (238c)**

Steps 1-4: **N-(2-Amino-5-(thiophen-2-yl)phenyl)-2,3-di(thiophen-2-yl)quinoxaline-6-carboxamide (238c)**

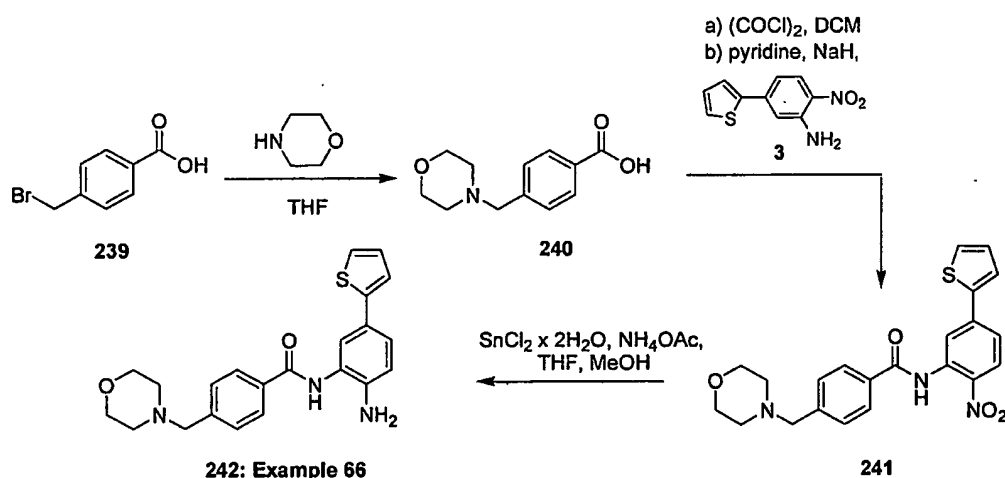
[0451] Following the same procedure as described in Example 65a but substituting in the step 1 oxaldehyde with 1,2-di(thiophen-2-yl)ethane-1,2-dione, the title compound **65c** was obtained as a yellow solid in 25% yield (over the four steps). ^1H NMR: (DMSO) δ 10.09 (s, 1H), 8.75 (d, $J=1.8$ Hz, 1H), 8.32 (dd, $J=8.6, 2.0$ Hz, 1H), 8.12 (d, $J=8.6$ Hz, 1H), 7.84 - 7.82 (m, 2H), 7.52 (d, $J=2.0$ Hz, 1H), 7.35 - 7.24 (m, 5H), 7.14 - 7.11 (m, 2H), 7.03 (dd, $J=5.0, 3.5$ Hz, 1H), 6.81 (d, $J=8.4$ Hz, 1H), 5.29 (s, 2H).

Example 66



N-(2-Amino-5-(thiophen-2-yl)phenyl)-4-(morpholinomethyl)benzamide (242)

Scheme 49



Step 1: 4-(Morpholinomethyl)benzoic acid (240)

[0452] To a stirred solution of 4-bromomethylbenzoic acid (**239**, 1.5 g, 6.78 mmol) in THF (15 mL) was added morpholine (0.61 mL, 6.78 mmol). The reaction mixture was allowed to stir for 10 minutes before the resulting white precipitate was filtered off and discarded. The filtrate was evaporated under reduced pressure and the remaining solid was dried under vacuum to afford the title compound **240** as a white solid (1.15 g, 75 % yield). ^1H NMR: (DMSO) δ 7.89 - 7.86 (m, 2H),

7.52 (d, J=8.4 Hz, 1H), 7.41 (d, J=8.0 Hz, 1H), 4.12 (s, 2H), 3.75 – 3.72 (m, 1H), 3.56 – 3.58 (m, 4H), 3.10 – 3.07 (m, 1H), 2.45 – 2.35 (m, 2H).

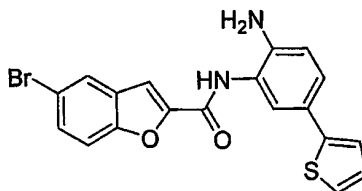
Step 2: **4-(Morpholinomethyl)-N-(2-nitro-5-(thiophen-2-yl)phenyl)benzamide (241)**

[0453] To a stirred solution of **240** (221 mg, 1.0 mmol) in DCM (10 mL) was added oxalyl chloride (2M, 0.5 mL, 1.0 mmol) and DMF (1 drop). The resulting solution was stirred for 20 minutes. The DCM was removed under reduced pressure and pyridine was added (10 mL), followed by 2-nitro-5-thiophen-2-yl-aniline (**3**, 220 mg, 1.0 mmol), and NaH (160 mg, 4.0 mmol). The reaction mixture was stirred for 1 hour before being quenched with acetic acid (2.0 mL). The pyridine was removed under reduced pressure and the residue was purified by flash chromatography on silica gel, eluent EtOAc-hexanes (4:1), to afford the title compound **241** as an orange solid (75 mg, 18% yield).

Step 3: **N-(2-amino-5-(thiophen-2-yl)phenyl)-4-(morpholinomethyl)benzamide (242)**

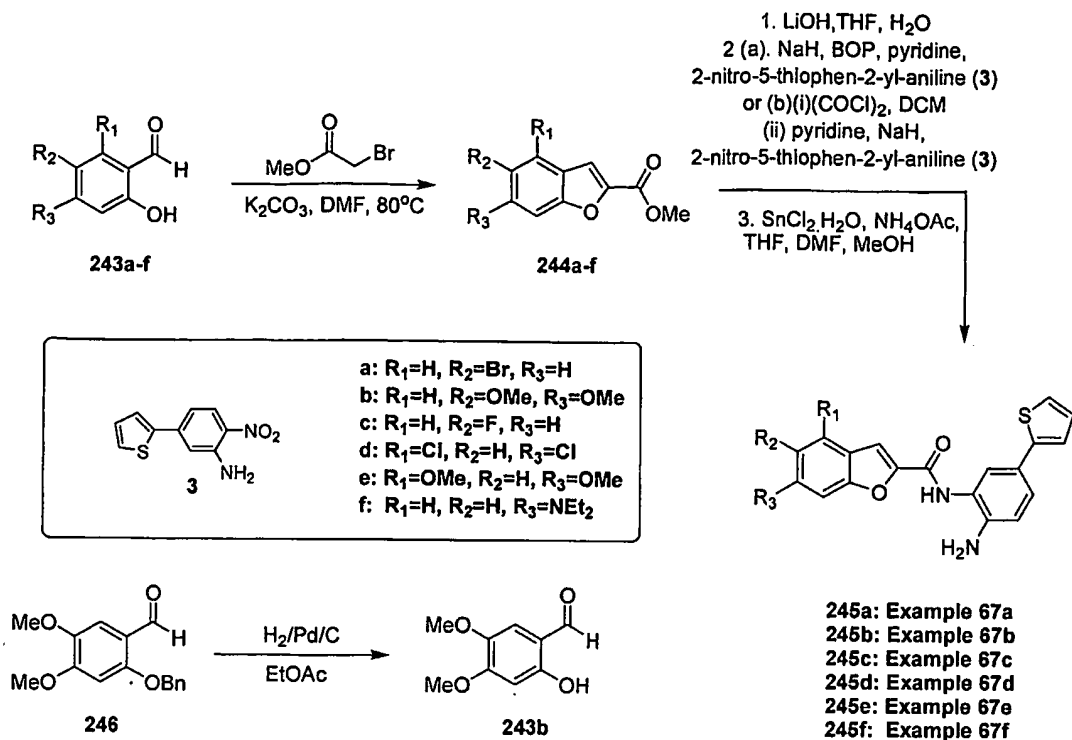
[0454] Following the same procedure as described in Example 1, step 4, and the title compound **242** was obtained as beige solid in 59% yield. ¹H NMR: (CDCl₃) δ 8.61 - 8.59 (m, 1H), 8.02 (br s, 1H), 7.86 (d, J=8.0 Hz, 2H), 7.53 (br s, 1H), 7.44 (d, J=8.0 Hz, 2H), 7.33 (dd, J=8.2, 2.2 Hz, 1H), 7.30 - 7.26 (m, 1H), 7.17 (dd, J=5.1, 1.2 Hz, 1H), 7.15 - 7.14 (m, 1H), 7.01 (dd, J=5.1, 3.5 Hz, 1H), 6.82 (d, J=8.2 Hz, 1H), 3.73 (t, J=4.7 Hz, 4H), 3.57 (s, 2H), 2.47 (t, J=4.3 Hz, 4H).

Example 67a



N-(2-amino-5-(thiophen-2-yl)phenyl)-5-bromobenzofuran-2-carboxamide (245a)

Scheme 50

Step 1: **Methyl 5-bromobenzofuran-2-carboxylate (244a)**

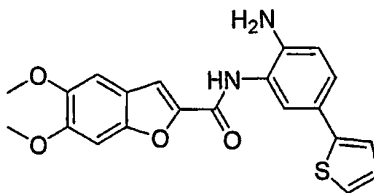
[0455] To a stirred solution of 5-bromo-2-hydroxybenzaldehyde (**14a**, 1.5g, 7.46 mmol) in DMF (20 mL), was added methyl bromoacetate (8.21 mmol, 0.78 mL) and potassium carbonate (4.12 g, 29.84 mmol). The reaction mixture was heated at 80° and stirred for 15 hours, quenched with water (100 mL) and extracted with ethyl acetate (2x50 mL). The organic phase was dried with sodium sulfate, concentrated and the residue was purified by flash chromatography on silica gel, eluent hexanes-EtOAc (9:1). This afforded **244a** as a white solid (650 mg, 35% yield). ¹H NMR: (DMSO) δ 8.01 – 8.00 (m, 1H), 7.73 – 7.70 (m, 2H), 7.66 – 7.63 (m, 1H), 3.89 (s, 3H).

Steps 2-4: **N-(2-Amino-5-(thiophen-2-yl)phenyl)-5-bromobenzofuran-2-carboxamide (245a)**

[0456] Following the same procedure as described in Example 4 step 3 and then the procedures described in Example 66 step 2, and Example 1 step 3 and 4 (with DMF as a co-solvent), the title compound **245a** was obtained as an orange solid in 13% yield (over the three steps). ¹H NMR: (DMSO) δ 10.01 (s, 1H), 8.05 (d, J=1.6 Hz, 1H), 7.69 - 7.67 (m, 2H), 7.61 (dd, J=8.8, 2.0 Hz, 1H),

7.44 (d, J=2.2 Hz, 1H), 7.34 (dd, J=5.1, 1.2 Hz, 1H), 7.30 (dd, J=8.4, 2.2 Hz, 1H), 7.23 (dd, J=3.6, 1.2 Hz, 1H), 7.02 (dd, J=4.9, 3.6 Hz, 1H), 6.79 (d, J=8.4 Hz, 1H), 5.24 (s, 2H).

Example 67b



N-(2-Amino-5-(thiophen-2-yl)phenyl)-5,6-dimethoxybenzofuran-2-carboxamide (245b)

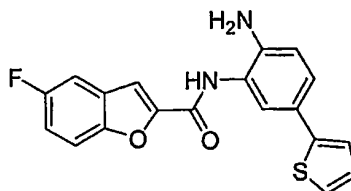
Step 1: 2-Hydroxy-4,5-dimethoxybenzaldehyde (243b)

[0457] To a stirred solution of 2-(benzyloxy)-4,5-dimethoxybenzaldehyde (**246**, 5.05 g, 18.6 mmol) in ethyl acetate (100 mL) was added 10% palladium on charcoal (250 mg). The flask was purged with hydrogen and then the reaction mixture was stirred under a hydrogen atmosphere (1 atm) for 15 hours, filtered through a celite pad, the filtrate was evaporated under reduced pressure, and the resulting solid dried under vacuum to afford **243b** as a white solid (3.3 g, 98% yield). ^1H NMR: (DMSO) δ 11.39 (s, 1H), 9.68 (s, 1H), 6.90 (d, J=2.5 Hz, 1H), 6.47 (s, 1H), 3.94 (s, 3H), 3.89 (s, 3H).

Steps 2 - 5: N-(2-Amino-5-(thiophen-2-yl)phenyl)-5,6-dimethoxybenzofuran-2-carboxamide (245b)

[0458] The title compound **245b** was obtained as a light yellow solid in 9.1% yield (over four steps) following the same procedures as described in Example 67, but starting from 2-hydroxy-4,5-dimethoxybenzaldehyde (**243b**) instead of **243a**, via the intermediate **244b**. ^1H NMR: (DMSO) δ 9.77 (s, 1H), 7.64 (s, 1H), 7.51 (d, J=2.1 Hz, 1H), 7.37 (dd, J=5.1, 1.2 Hz, 1H), 7.33 (d, J=2.2 Hz, 1H), 7.31 - 7.30 (m, 2H), 7.26 (dd, J=3.7, 1.2 Hz, 1H), 7.06 (dd, J=5.1, 3.5 Hz, 1H), 6.83 (d, J=8.5 Hz, 1H), 5.22 (s, 2H), 3.88 (s, 3H), 3.85 (s, 3H).

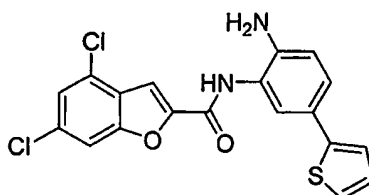
Example 67c



N-(2-Amino-5-(thiophen-2-yl)phenyl)-5-fluorobenzofuran-2-carboxamide (245c)

Steps 1-4: **N-(2-Amino-5-(thiophen-2-yl)phenyl)-5-fluorobenzofuran-2-carboxamide (245c)** [0459] The title compound **245c** was obtained as a light yellow solid in 5.6% yield (over four steps) following the same procedures as described in Example 67, but starting from 5-fluoro-2-hydroxybenzaldehyde (**243c**) instead of **243a**, via the intermediate **244c**. $^1\text{H NMR}$: (DMSO) δ 9.98 (s, 1H), 7.75 - 7.71 (m, 2H), 7.63 (dd, $J=9.0, 2.8$ Hz, 1H), 7.44 (d, $J=2.0$ Hz, 1H), 7.36 - 7.29 (m, 3H), 7.23 (dd, $J=3.5, 1.1$ Hz, 1H), 7.03 (dd, $J=5.1, 3.7$ Hz, 1H), 6.79 (d, $J=8.4$ Hz, 1H), 5.24 (s, 2H).

Example 67d

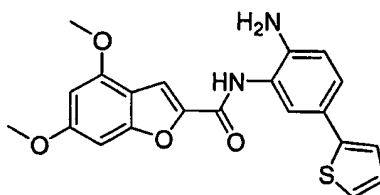


N-(2-amino-5-(thiophen-2-yl)phenyl)-4,6-dichlorobenzofuran-2-carboxamide (245d)

Steps 1-4: **N-(2-amino-5-(thiophen-2-yl)phenyl)-4,6-dichlorobenzofuran-2-carboxamide (245d)** [0460]

The title compound **245d** was obtained as a light yellow solid in 5.9% yield (over four steps) following the same procedures as described in Example 67, but starting from 2,4-dichloro-6-hydroxybenzaldehyde (**243d**) instead of **243a**, via the intermediate **244d**. $^1\text{H NMR}$: (DMSO) δ 10.04 (s, 1H), 7.95 (dd, $J=1.6, 1.0$ Hz, 1H), 7.85 (s, 1H), 7.63 (d, $J=1.6$ Hz, 1H), 7.43 (d, $J=2.2$ Hz, 1H), 7.34 (dd, $J=5.1, 1.2$ Hz, 1H), 7.30 (dd, $J=8.4, 2.3$ Hz, 1H), 7.23 (dd, $J=3.5, 1.2$ Hz, 1H), 7.03 (dd, $J=5.1, 3.5$ Hz, 1H), 6.78 (d, $J=8.3$ Hz, 1H), 5.28 (s, 2H).

Example 67e

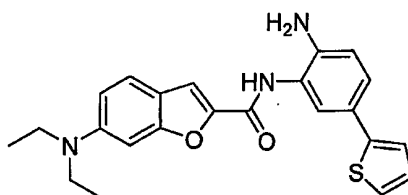


N-(2-amino-5-(thiophen-2-yl)phenyl)-4,6-dimethoxybenzofuran-2-carboxamide (245e)

Steps 1-4: **N-(2-amino-5-(thiophen-2-yl)phenyl)-4,6-dimethoxybenzofuran-2-carboxamide (245e)**

[0461] The title compound **245e** was obtained as a light yellow solid in 4.8% yield (over four steps) following the same procedures as described in Example 67, but starting from 2-hydroxy-4,6-dimethoxybenzaldehyde (**243e**) instead of **243a**, via the intermediate **244e**. $^1\text{H NMR}$: (DMSO) δ 9.68 (s, 1H), 7.64 (s, 1H), 7.46 (d, $J=2.0$ Hz, 1H), 7.32 (d, $J=1.0$ Hz, 1H), 7.27 (dd, $J=8.2, 2.1$ Hz, 1H), 7.22 (dd, $J=3.5, 1.0$ Hz, 1H), 7.02 (dd, $J=4.9, 3.5$ Hz, 1H), 6.84 (s, 1H), 6.78 (d, $J=8.4$ Hz, 1H), 6.47 (d, $J=1.7$ Hz, 1H), 5.20 (s, 2H), 3.90 (s, 3H), 3.83 (s, 3H).

Example 67f

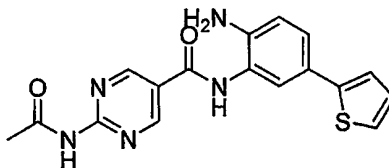


N-(2-amino-5-(thiophen-2-yl)phenyl)-6-(diethylamino)benzofuran-2-carboxamide (245f)

Steps 1-4: **N-(2-amino-5-(thiophen-2-yl)phenyl)-6-(diethylamino)benzofuran-2-carboxamide (245f)**

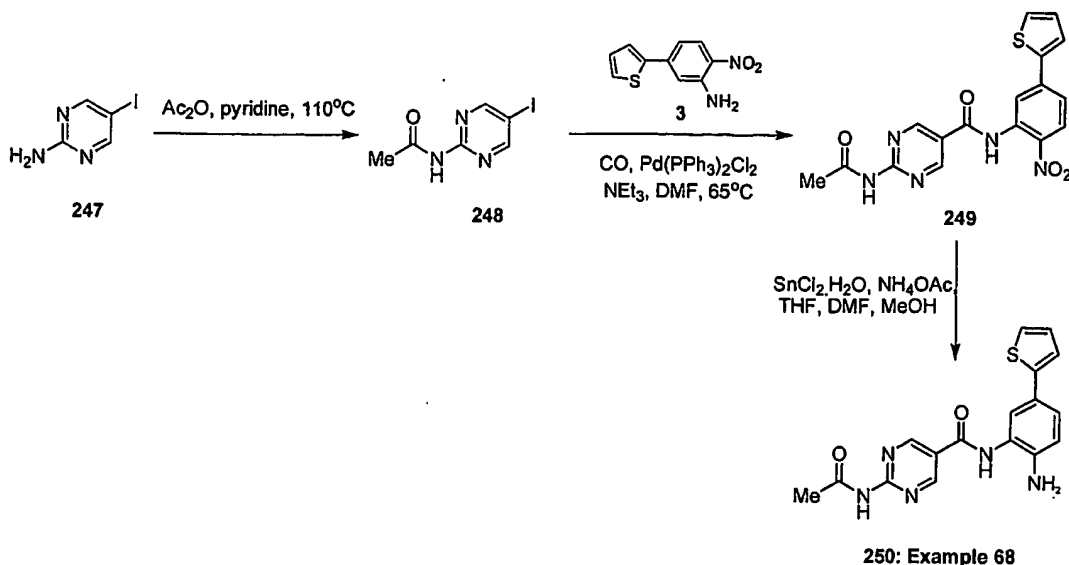
[0462] The title compound **245f** was obtained as a light yellow solid in 18.1% yield (over four steps) following the same procedures as described in Example 67, but starting from 4-(diethylamino)-2-hydroxybenzaldehyde (**243f**), instead of **243a** via the intermediate **244f**. $^1\text{H NMR}$: (DMSO) δ 9.60 (s, 1H), 7.51 - 7.49 (m, 3H), 7.33 (dd, $J=5.1, 1.2$ Hz, 1H), 7.27 (dd, $J=8.2, 2.1$ Hz, 1H), 7.22 (dd, $J=3.5, 1.2$ Hz, 1H), 7.02 (dd, $J=5.0, 3.5$ Hz, 1H), 6.80 - 6.76 (m, 3H), 5.17 (s, 2H), 3.40 (q, $J=6.8$ Hz, 4H), 1.13 (t, $J=7.0$ Hz, 6H).

Example 68



2-Acetamido-N-(2-amino-5-(thiophen-2-yl)phenyl)pyrimidine-5-carboxamide (250)

Scheme 51

Step 1: **N-(5-Iodopyrimidin-2-yl)acetamide (248)**

[0463] 5-Iodo-pyrimidin-2-ylamine (**17**, 1.1 g, 4.98 mmol) and acetic anhydride (14.94 mmol, 1.41 mL) were dissolved in pyridine (20 mL) and stirred at 110°C for 48 hours. The reaction mixture was cooled and quenched with water (50 mL). Ethyl acetate (100 mL) was added and the resulting white precipitate was collected by filtration to afford title compound **248** as a white solid (300 mg, 23% yield). ¹H NMR: (DMSO) δ 10.67 (s, 1H), 8.85 (s, 2H), 2.18 (s, 3H).

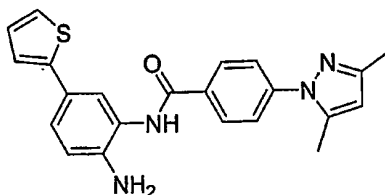
Step 2: **2-Acetamido-N-(2-nitro-5-(thiophen-2-yl)phenyl)pyrimidine-5-carboxamide (249)**

[0464] To a stirred solution of **248** (265 mg, 1.01 mmol) and Pd(PPh₃)₂Cl₂ (35 mg, 0.05 mmol) in DMF (4 mL) was added 2-nitro-5-thiophen-2-yl-aniline (**3**, 288 mg, 1.3 mmol) and triethylamine (1.5 mmol, 0.2 mL). The solution was purged with carbon monoxide and pressurized to 65 psi before being heated at 65°C with stirring for 15 hours. The solution was cooled and diluted with ethyl acetate (20 mL). The resulting yellow precipitate was collected by filtration to afford **249** as a yellow solid (145 mg, 40% yield). ¹H NMR: (DMSO) δ 11.02 (s, 1H), 10.97 (s, 1H), 9.15 (s, 2H), 8.10 (d, J=8.6 Hz, 1H), 8.03 (d, J=2.0 Hz, 1H), 7.80 – 7.76 (m, 3H), 7.26 (dd, J=4.9, 3.7 Hz, 1H), 2.28 (s, 3H).

Step 3: **2-Acetamido-N-(2-amino-5-(thiophen-2-yl)phenyl)pyrimidine-5-carboxamide (250)**

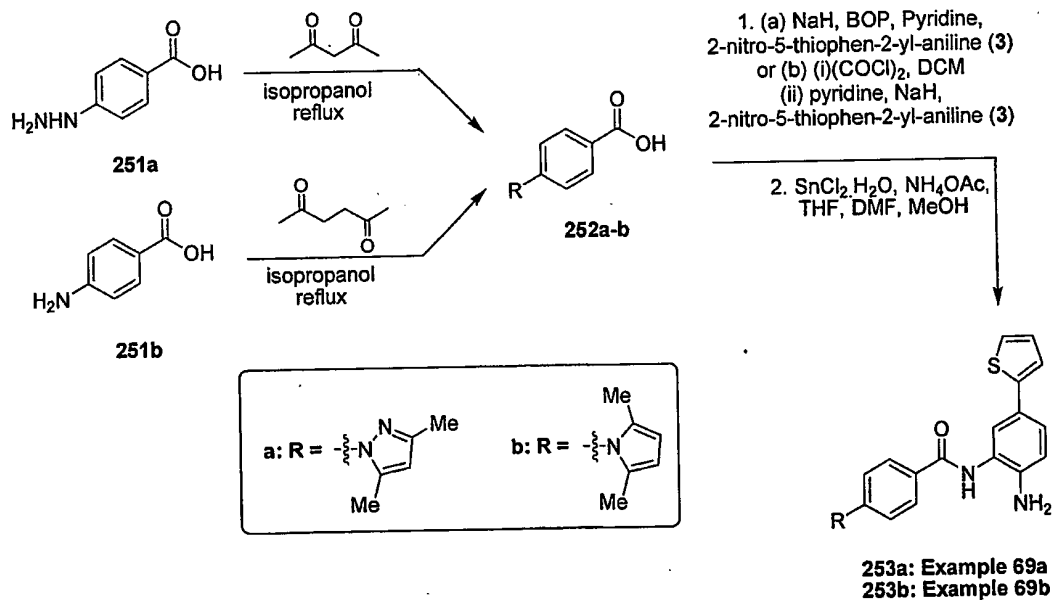
[0465] Following the same procedure as described in Example 1, step 4, (with DMF as a co-solvent), the title compound **250** was obtained as a yellow solid in 32% yield. ¹H NMR: (DMSO) δ 10.90 (s, 1H), 9.87 (s, 1H), 9.16 (s, 2H), 7.47 (d, J=2.2 Hz, 1H), 7.36 (dd, J=5.1, 1.2 Hz, 1H), 7.32 (dd, J=8.4, 2.2 Hz, 1H), 7.25 (dd, J=3.5, 1.1 Hz, 1H), 7.05 (dd, J=5.1, 3.7 Hz, 1H), 6.81 (d, J=8.4 Hz, 1H), 5.33 (br s, 2H), 2.26 (s, 3H).

Example 69a



N-(2-Amino-5-(thiophen-2-yl)phenyl)-4-(3,5-dimethyl-1H-pyrazol-1-yl)benzamide (253a)

Scheme 52



Step 1: **4-(3,5-Dimethyl-1H-pyrazol-1-yl)benzoic acid (252a)**

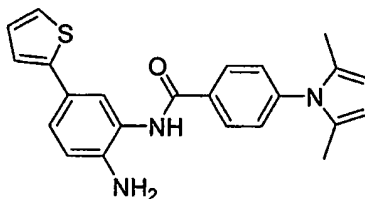
[0466] 4-Hydrazinylbenzoic acid (**251a**, 2 g, 13.2 mmol) and pentane-2,4-dione (1.35 mL, 13.2 mmol) were dissolved in isopropanol (40 mL) and refluxed for 15 hours. The solvent was removed

under reduced pressure to afford **252a** as a white solid (2.85 g, 99% yield). ¹H NMR: (DMSO) δ 8.04 (d, J=8.6 Hz, 2H), 7.66 (d, J=8.8 Hz, 2H), 6.14 (s, 1H), 2.39 (s, 3H), 2.22 (s, 3H).

Steps 2 – 3: **N-(2-Amino-5-(thiophen-2-yl)phenyl)-4-(3,5-dimethyl-1H-pyrazol-1-yl)benzamide (253a)**

[0467] Starting from the acid **252a** and following the same procedures as described in Example 66 step 2, and Example 1 step 4, (with DMF as a co-solvent), the title compound **253a** was obtained as a white solid in 14% yield (over two steps). ¹H NMR: (DMSO) δ 9.81 (s, 1H), 8.09 (d, J=8.4 Hz, 2H), 7.64 (d, J=8.6 Hz, 2H), 7.46 (d, J=2.0 Hz, 1H), 7.33 (dd, J=5.1, 1.2 Hz, 1H), 7.28 (dd, J=8.2, 2.2 Hz, 1H), 7.23 (dd, J=3.5, 1.0 Hz, 1H), 7.03 (dd, J=5.1, 3.5 Hz, 1H), 6.80 (d, J=8.3 Hz, 1H), 6.12 (s, 1H), 5.19 (s, 2H), 2.38 (s, 3H), 2.20 (s, 3H).

Example 69b



N-(2-Amino-5-(thiophen-2-yl)phenyl)-4-(2,5-dimethyl-1H-pyrrol-1-yl)benzamide (253b)

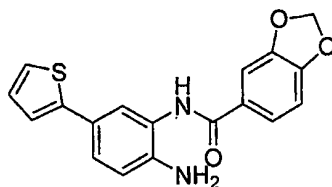
Step 1: **4-(3,5-Dimethyl-1H-pyrazol-1-yl)benzoic acid (252b)**

[0468] 4-Aminobenzoic acid (**251b**, 1.5 g, 10.9 mmol) and hexane-2,5-dione (1.28 mL, 10.9 mmol) were dissolved in isopropanol (40 mL) and refluxed for 15 hours. The solvent was removed under reduced pressure to afford **252b** as a white solid (2.35 g, 99% yield). ¹H NMR: (DMSO) δ 8.02 (d, J=8.6 Hz, 2H), 7.36 (d, J=8.6 Hz, 2H), 5.81 (s, 2H), 1.98 (s, 6H).

Steps 2 - 3: **N-(2-Amino-5-(thiophen-2-yl)phenyl)-4-(2,5-dimethyl-1H-pyrrol-1-yl)benzamide (253b)**

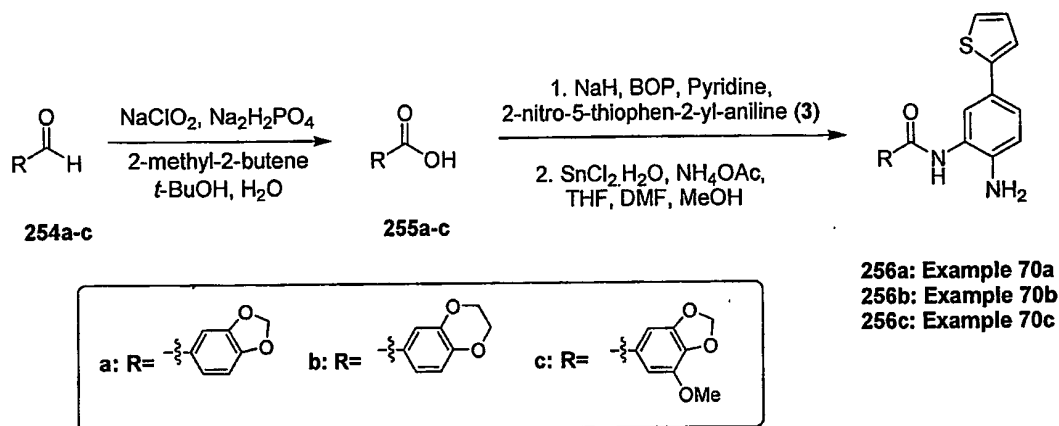
[0469] Starting from the acid **252b** and following the same procedures as described in Example 66 step 2, and Example 1 step 4, (with DMF as a co-solvent), the title compound **253b** was obtained as beige solid in 28% yield over two steps. ¹H NMR: (DMSO) δ 9.85 (s, 1H), 8.14 (d, J=8.4 Hz, 2H), 7.49 (d, J=2.0 Hz, 1H), 7.44 (d, J=8.4 Hz, 2H), 7.37 (dd, J=5.1, 1.2 Hz, 1H), 7.32 (dd, J=8.5, 2.4 Hz, 1H), 7.26 (dd, J=3.6, 1.0 Hz, 1H), 7.07 (dd, J=5.1, 3.5 Hz, 1H), 6.83 (d, J=8.4 Hz, 1H), 5.86 (s, 2H), 5.24 (s, 2H), 2.05 (s, 6H).

Example 70a



N-(2-amino-5-(thiophen-2-yl)phenyl)benzo[d][1,3]dioxole-5-carboxamide (256a)

Scheme 53



Step 1: Benzo[d][1,3]dioxole-5-carboxylic acid (255a)

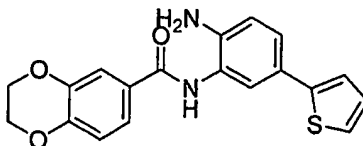
[0470] To a stirred solution of benzo[d][1,3]dioxole-5-carbaldehyde (**254a**, 2 g, 13.3 mmol), $\text{Na}_2\text{H}_2\text{PO}_4$ (6.38 g, 53.2 mmol), and 2-methyl-2-butene (9.85 mL, 93.1 mmol) in *t*-BuOH (41 mL) and water (17 mL) was added sodium chlorite (7.19 g, 79.9 mmol). The resulting reaction mixture was stirred for 2 hours at room temperature. Water (100 mL) and 1M HCl (25 mL) were added and the mixture was extracted with EtOAc (2 x 50 mL). The organic phase was separated, dried with sodium sulfate and evaporated under reduced pressure. The resulting solid was triturated with EtOAc (20 mL) to yield the title compound **255a** as a white solid (1.9 g, 86% yield). ^1H NMR: (DMSO) δ 12.72 (br s, 1H), 7.53 – 7.50 (m, 1H), 7.34 – 7.32 (m, 1H), 6.99 – 6.95 (m, 1H), 6.10 (s, 2H).

Steps 2 – 3: N-(2-Amino-5-(thiophen-2-yl)phenyl)benzo[d][1,3]dioxole-5-carboxamide (256a)

[0471] Following the same procedures as described in Example 1, steps 3 and 4, (with DMF as a co-solvent), the title compound **256a** was obtained as a light orange solid in 22% yield (over two steps). ^1H NMR: (DMSO) δ 9.59 (s, 1H), 7.60 (dd, $J=8.0, 1.6$ Hz, 1H), 7.55 (d, $J=1.6$ Hz, 1H), 7.43

(d, J=2.2 Hz, 1H), 7.35 (dd, J=4.9, 0.6 Hz, 1H), 7.29 (dd, J=8.2, 2.2 Hz, 1H), 7.24 (dd, J=3.7, 1.0 Hz, 1H), 7.06 - 7.04 (m, 2H), 6.79 (d, J=8.2 Hz, 1H), 6.13 (s, 2H), 5.15 (br s, 2H).

Example 70b

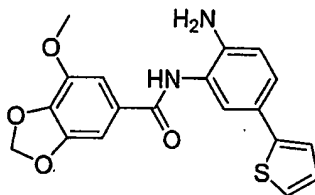


N-(2-Amino-5-(thiophen-2-yl)phenyl)-2,3-dihydrobenzo[b][1,4]dioxine-6-carboxamide (256b)

Steps 1 - 3: N-(2-Amino-5-(thiophen-2-yl)phenyl)-2,3-dihydrobenzo[b][1,4]dioxine-6-carboxamide (256b)

[0472] Following the same procedures as described in Example 70a step 1 and Example 1, steps 3 and 4, (with DMF as a co-solvent), the title compound **256b** was obtained as an orange solid in 38% yield (over three steps). ¹H NMR: (DMSO) δ 9.57 (s, 1H), 7.54 (d, J=2.1 Hz, 1H), 7.51 (dd, J=8.4, 2.1 Hz, 1H), 7.42 (d, J=2.1 Hz, 1H), 7.33 (dd, J=5.1, 1.2 Hz, 1H), 7.26 (dd, J=8.4, 2.3 Hz, 1H), 7.22 (dd, J=3.5, 1.2 Hz, 1H), 7.02 (dd, J=5.1, 3.5 Hz, 1H), 6.95 (d, J=8.2 Hz, 1H), 6.79 (d, J=8.4 Hz, 1H), 5.11 (s, 2H), 4.31 - 4.28 (m, 4H).

Example 70c

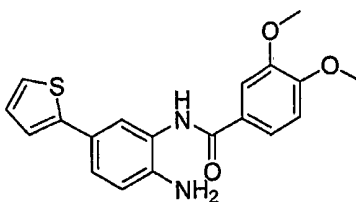


N-(2-Amino-5-(thiophen-2-yl)phenyl)-7-methoxybenzo[d][1,3]dioxole-5-carboxamide (256c)

Steps 1 - 3: N-(2-amino-5-(thiophen-2-yl)phenyl)-7-methoxybenzo[d][1,3]dioxole-5-carboxamide (256c)

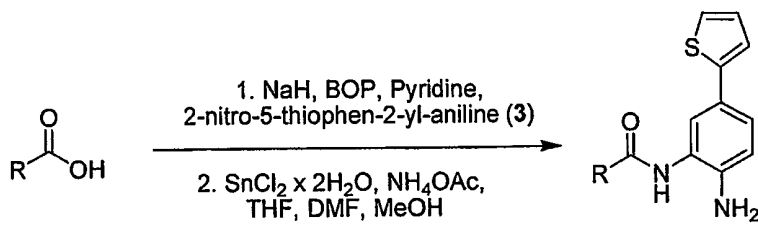
[0473] Following the same procedures as described in Example 70a step 1 and Example 1, steps 3 and 4, (with DMF as a co-solvent), the title compound **256c** was obtained as an orange solid in 20% yield (over three steps). ¹H NMR: (DMSO) δ 9.60 (s, 1H), 7.41 (d, J=2.2 Hz, 1H), 7.36 (d, J=1.4 Hz, 1H), 7.34 (dd, J=5.2, 1.2 Hz, 1H), 7.30 - 7.26 (m, 2H), 7.23 (dd, J=3.6, 1.2 Hz, 1H), 7.04 (dd, J=4.9, 3.5 Hz, 1H), 6.79 (d, J=8.4 Hz, 1H), 6.10 (s, 2H), 5.14 (br s, 2H), 3.91 (s, 3H).

Example 71a



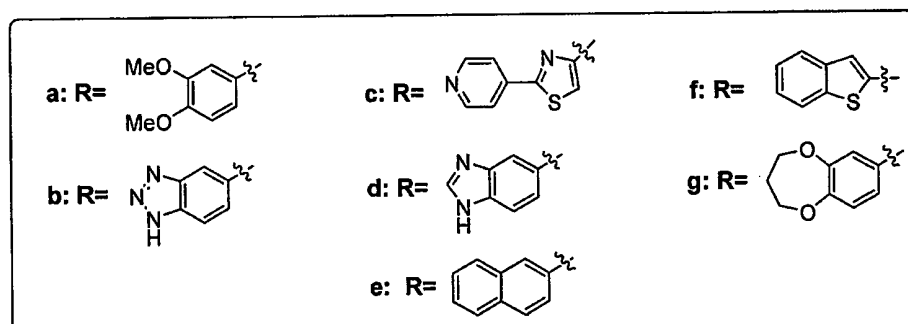
N-(2-Amino-5-(thiophen-2-yl)phenyl)-3,4-dimethoxybenzamide (258a)

Scheme 54



257a-g

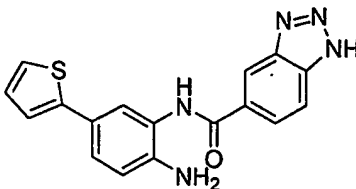
258a: Example 71a
 258b: Examples 71b
 258c: Example 71c
 258d: Examples 71d
 258e: Example 71e
 258f: Example 71f
 258g: Example 71g



Steps 1 - 2: N-(2-Amino-5-(thiophen-2-yl)phenyl)-3,4-dimethoxybenzamide (258a)

[0474] Following the same procedures as described in Example 1, steps 3 and 4, (with DMF as a co-solvent), but substituting compound **4** with compound **257a**, the title compound **258a** was obtained as a beige solid in 56% yield. ¹H NMR: (DMSO) δ 9.64 (s, 1H), 7.63 (dd, J=8.2, 2.0 Hz, 1H), 7.57 (d, J=2.2 Hz, 1H), 7.42 (d, J=2.2 Hz, 1H), 7.33 (dd, J=5.1, 1.2 Hz, 1H), 7.28 (dd, J=8.3, 2.3 Hz, 1H), 7.23 (dd, J=3.5, 1.2 Hz, 1H), 7.05 (d, J=8.6 Hz, 1H), 7.02 (dd, J=5.1, 3.6 Hz, 1H), 6.79 (d, J=8.3 Hz, 1H), 5.12 (br s, 2H), 3.83 (s, 3H), 3.82 (s, 3H).

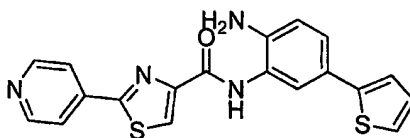
Example 71b

**N-(2-Amino-5-(thiophen-2-yl)phenyl)-1H-benzo[d][1,2,3]triazole-5-carboxamide (258b)**

Steps 1 – 2: **N-(2-Amino-5-(thiophen-2-yl)phenyl)-1H-benzo[d][1,2,3]triazole-5-carboxamide (28b)**

[0475] Following the same procedures as described in Example 1, steps 3 and 4, (with DMF as a co-solvent), but substituting compound **4** with compound **257b**, the title compound **258b** was obtained as an orange solid in 16% yield (over two steps). ¹H NMR: (DMSO) δ 9.90 (s, 1H), 8.66 (s, 1H), 8.05 (d, J=9.8 Hz, 1H), 7.96 (d, J=8.6 Hz, 1H), 7.49 (d, J=2.0 Hz, 1H), 7.33 (dd, J=5.1, 1.2 Hz, 1H), 7.30 (dd, J=8.2, 2.2 Hz, 1H), 7.23 (dd, J=3.5, 1.1 Hz, 1H), 7.03 (dd, J=5.0, 3.7 Hz, 1H), 6.81 (d, J=8.4 Hz, 1H), 5.23 (br s, 2H).

Example 71c

**N-(2-Amino-5-(thiophen-2-yl)phenyl)-2-(pyridin-4-yl)thiazole-4-carboxamide (258c)**

Steps 1 - 2: **N-(2-Amino-5-(thiophen-2-yl)phenyl)-2-(pyridin-4-yl)thiazole-4-carboxamide (258c)**

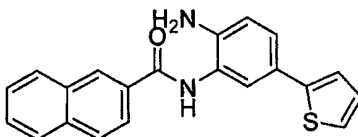
[0476] Following the same procedures as described in Example 1, steps 3 and 4, (with DMF as a co-solvent), but substituting compound **4** with compound **257c**, the title compound **258c** was obtained as an off white solid in 28% yield (over two steps). ¹H NMR: (DMSO) δ 9.94 (s, 1H), 8.78 (m, 3H), 8.11 (dd, J=4.3, 1.6 Hz, 2H), 7.64 (d, J=2.2 Hz, 1H), 7.38 (dd, J=5.1, 1.0 Hz, 1H), 7.33 (dd, J=8.2, 2.1 Hz, 1H), 7.28 (dd, J=3.7, 1.2 Hz, 1H), 7.07 (dd, J=5.1, 3.7 Hz, 1H), 6.86 (d, J=8.4 Hz, 1H), 5.23 (s, 2H).

Example 71d

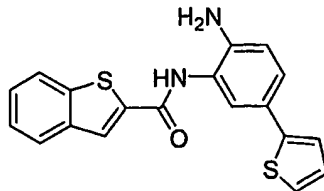
**N-(2-Amino-5-(thiophen-2-yl)phenyl)-1H-benzo[d]imidazole-5-carboxamide (28d)****Steps 1 – 2: N-(2-amino-5-(thiophen-2-yl)phenyl)-1H-benzo[d]imidazole-5-carboxamide (258d)**

[0477] Following the same procedures as described in Example 1, steps 3 and 4, (with DMF as a co-solvent), but substituting compound **4** with compound **257d**, the title compound **258d** was obtained as a white solid in 29% yield (over two steps). ¹H NMR: (DMSO) δ 9.72 (s, 1H), 8.34 (s, 2H), 7.87 - 7.85 (m, 2H), 7.48 (d, J=1.8 Hz, 1H), 7.34 (dd, J=5.1, 1.0 Hz, 1H), 7.28 (dd, J=8.1, 5.2 Hz, 1H), 7.23 (dd, J=3.5, 1.2 Hz, 1H), 7.03 (dd, J=5.1, 3.6 Hz, 1H), 6.80 (d, J=8.4 Hz, 1H), 5.15 (s, 2H).

Example 71e

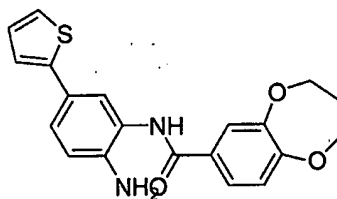
**N-(2-amino-5-(thiophen-2-yl)phenyl)-2-naphthamide (258e)****Steps 1 – 2: N-(2-Amino-5-(thiophen-2-yl)phenyl)-2-naphthamide (258e)**

[0478] Following the same procedures as described in Example 1, steps 3 and 4, (with DMF as a co-solvent), but substituting compound **4** with compound **257e**, the title compound **258e** was obtained as a yellow solid in 15% yield (over two steps). ¹H NMR: (DMSO) δ 9.90 (s, 1H), 8.62 (s, 1H), 8.07 - 7.98 (m, 4H), 7.63 - 7.60 (m, 2H), 7.51 (d, J=2.1 Hz, 1H), 7.34 (dd, J=5.1, 1.2 Hz, 1H), 7.30 (dd, J=8.4, 2.2 Hz, 1H), 7.24 (dd, J=3.5, 1.2 Hz, 1H), 7.04 (dd, J=5.1, 3.7 Hz, 1H), 6.81 (d, J=8.4 Hz, 1H), 5.21 (s, 2H).

Example 71f**N-(2-amino-5-(thiophen-2-yl)phenyl)benzo[b]thiophene-2-carboxamide (258f)**

Steps 1 – 2: **N-(2-Amino-5-(thiophen-2-yl)phenyl)benzo[b]thiophene-2-carboxamide (258f)**

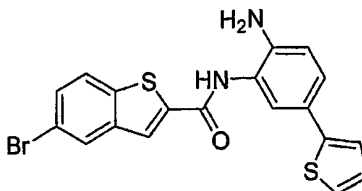
[0479] Following the same procedures as described in Example 1, steps 3 and 4, (with DMF as a co-solvent), but substituting compound **4** with compound **257f**, the title compound **258f** was obtained as a brown solid in 12% yield (over two steps). ¹H NMR: (DMSO) δ 9.99 (s, 1H), 8.32 (s, 1H), 8.03 (dd, J=8.4, 2.0 Hz, 1H), 7.97 (dd, J=6.6, 2.7 Hz, 1H), 7.49 - 7.43 (m, 3H), 7.33 (dd, J=5.0, 1.1 Hz, 1H), 7.30 (dd, J=8.2, 2.2 Hz, 1H), 7.24 (dd, J=3.6, 1.0 Hz, 1H), 7.03 (dd, J=5.2, 3.7 Hz, 1H), 6.80 (d, J=8.4 Hz, 1H), 5.24 (s, 2H).

Example 71g**N-(2-amino-5-(thiophen-2-yl)phenyl)-3,4-dihydro-2H-benzo[b][1,4]dioxepine-7-carboxamide (258g)**

Steps 1 – 2: **N-(2-Amino-5-(thiophen-2-yl)phenyl)-3,4-dihydro-2H-benzo[b][1,4]dioxepine-7-carboxamide (258g)**

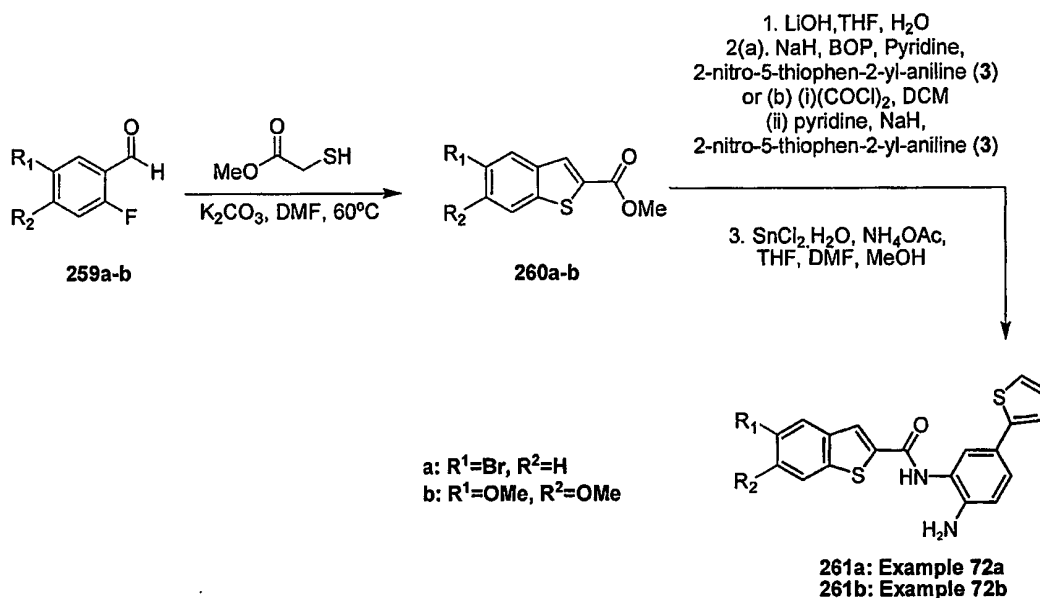
[0480] Following the same procedures as described in Example 1, steps 3 and 4, (with DMF as a co-solvent), but substituting compound **4** with compound **257g**, the title compound **258g** was obtained as an orange solid in 15% yield (over two steps). ¹H NMR: (DMSO) δ 9.61 (s, 1H), 7.63 (d, J=2.2 Hz, 1H), 7.59 (dd, J=8.4, 2.2 Hz, 1H), 7.41 (d, J=2.0 Hz, 1H), 7.33 (d, J=5.1 Hz, 1H), 7.27 (dd, J=8.2, 2.2 Hz, 1H), 7.22 (dd, J=3.5, 1.0 Hz, 1H), 7.06 - 7.01 (m, 2H), 6.78 (d, J=8.4 Hz, 1H), 5.12 (br s, 2H), 4.22 - 4.17 (m, 4H), 2.16 (quintet, J=5.5 Hz, 2H).

Example 72a



N-(2-Amino-5-(thiophen-2-yl)phenyl)-5-bromobenzo[b]thiophene-2-carboxamide (261a)

Scheme 55



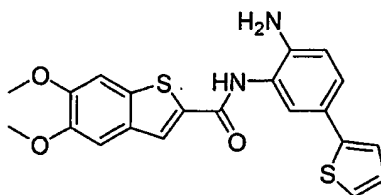
Step 1: Methyl 5-bromobenzo[b]thiophene-2-carboxylate (260a)

[0481] To a stirred solution of **259a** (2 g, 9.90 mmol) in DMF (20 mL) was added methyl thioglycolate (10.9 mmol, 0.97 mL) and potassium carbonate (5.47 g, 39.6 mmol). The resulting mixture was stirred at 60°C for 15 hours. The DMF was removed under reduced pressure, water (50 mL) was added and the mixture was extracted with ethyl acetate (2 x 40 mL). The organic phase was separated and dried with sodium sulfate, the solvent was removed under reduced pressure and the resulting solid was dried under vacuum. This afforded **260a** as a white solid (1.3 g, 49% yield). ¹H NMR: (DMSO) δ 8.22 (d, J=2.0 Hz, 1H), 8.11 (s, 1H), 8.00 (d, J=8.0 Hz, 1H), 7.62 (dd, J=8.6, 2.0 Hz, 1H), 3.88 (s, 3H).

Steps 2 – 4: **N-(2-Amino-5-(thiophen-2-yl)phenyl)-5-bromobenzo[b]thiophene-2-carboxamide (261a)**

[0482] Following the same procedure as described in Example 4 step 3 and then the procedures described in Example 66 step 2, and Example 1 step 4, (with DMF as a co-solvent), the title compound **261a** was obtained as a beige solid in 32% yield (over three steps). ¹H NMR: (DMSO) δ 10.08 (s, 1H), 8.27 (s, 1H), 8.23 (d, J=1.8 Hz, 1H), 8.02 (d, J=8.6 Hz, 1H), 7.60 (dd, J=8.6, 2.0 Hz, 1H), 7.43 (d, J=2.3 Hz, 1H), 7.34 (dd, J=5.0, 1.2 Hz, 1H), 7.30 (dd, J=8.2, 2.2 Hz, 1H), 7.24 (dd, J=3.5, 1.2 Hz, 1H), 7.03 (dd, J=5.1, 3.5 Hz, 1H), 6.79 (d, J=8.2 Hz, 1H), 5.25 (s, 2H).

Example 72b

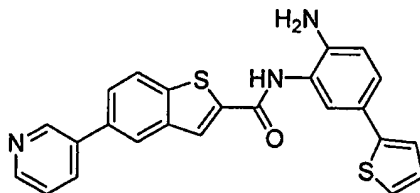


N-(2-Amino-5-(thiophen-2-yl)phenyl)-5,6-dimethoxybenzo[b]thiophene-2-carboxamide (261b)

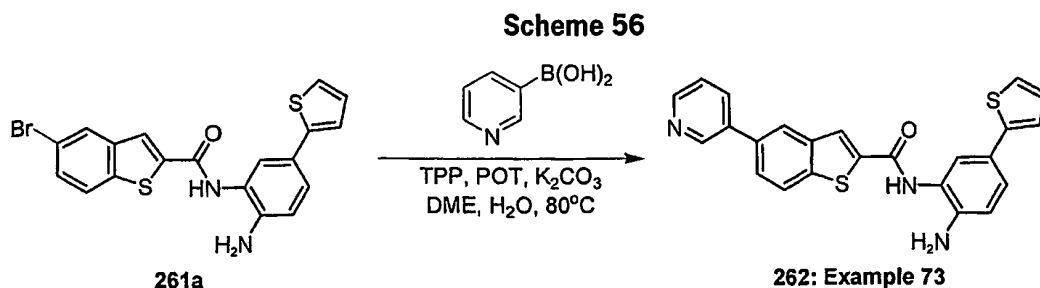
Steps 1 – 4: **N-(2-Amino-5-(thiophen-2-yl)phenyl)-5,6-dimethoxybenzo[b]thiophene-2-carboxamide (261b)**

[0483] Following the same procedure as described in Example 72a step 1, but substituting compound **259a** with compound **259b**, then following the procedures described in Example 4 step 3 and Example 1, steps 3 and 4, (with DMF as a co-solvent), the title compound **261b** was obtained as a yellow solid in 20% yield (over four steps). ¹H NMR: (DMSO) δ 9.87 (s, 1H), 8.14 (s, 1H), 7.58 (s, 1H), 7.44 (d, J=2.2 Hz, 1H), 7.41 (s, 1H), 7.34 (dd, J=5.1, 1.1 Hz, 1H), 7.29 (dd, J=8.4, 2.3 Hz, 1H), 7.03 (dd, J=4.9, 3.5 Hz, 1H), 6.80 (d, J=8.4 Hz, 1H), 5.20 (s, 2H), 3.85 (s, 3H), 3.84 (s, 3H).

Example 73



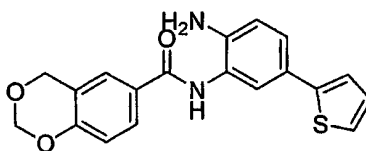
N-(2-amino-5-(thiophen-2-yl)phenyl)-5-(pyridin-3-yl)benzo[b]thiophene-2-carboxamide (262)



Step 1: N-(2-Amino-5-(thiophen-2-yl)phenyl)-5-(pyridin-3-yl)benzo[b]thiophene-2-carboxamide (262)

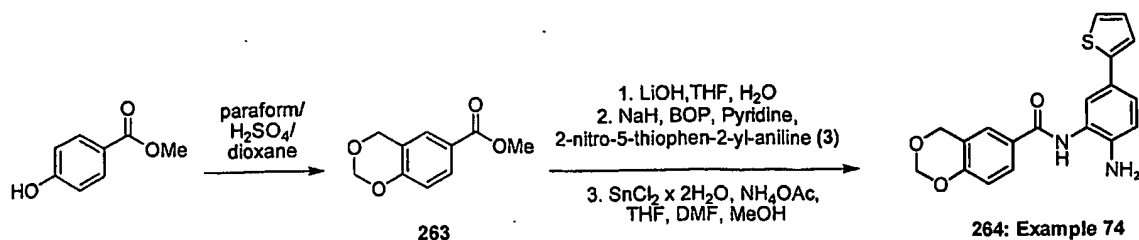
[0484] To a stirred solution of **261a** (120 mg, 0.26 mmol) and pyridin-3-yl-boronic acid (123 mg, 0.34 mmol) in a 2:1 mixture of DME-water (9 mL), was added Pd(PPh₃)₄ (22 mg, 0.018 mmol), tri-*o*-tolyl phosphine (6 mg, 0.018 mmol) and potassium carbonate (109 mg, 0.79 mmol). The solution was degassed with N₂ for 5 minutes and then heated at 80 °C for 15 hours. Water (50 mL) was added and the mixture was extracted with ethyl acetate (2 x 40 mL). The organic layer was separated, dried with sodium sulfate and evaporated under reduced pressure. The residue was purified by flash chromatography on silica gel, eluent ethyl acetate. A subsequent trituration was performed with DCM for 15 minutes to yield **262** as a white solid (80 mg, 67% yield). ¹H NMR: (DMSO) δ 10.09 (s, 1H), 8.99 (dd, J=2.3, 0.8 Hz, 1H), 8.58 (dd, J=4.7, 1.6 Hz, 1H), 8.38 (s, 1H), 8.33 (d, J=1.4Hz, 1H), 8.17 (ddd, J=9.6, 3.9, 1.8 Hz, 1H), 7.83 (dd, J=8.5, 1.8 Hz, 1H), 7.53 - 7.50 (m, 2H), 7.46 (d, J=2.2 Hz, 1H), 7.34 (dd, J=5.1, 1.2 Hz, 1H), 7.31 (dd, J=8.2, 2.2 Hz, 1H), 7.25 (dd, J=3.5, 1.2 Hz, 1H), 7.03 (dd, J=5.1, 3.7 Hz, 1H), 6.81 (d, J=8.4 Hz, 1H), 5.74 (s, 2H).

Example 74



N-(2-Amino-5-(thiophen-2-yl)phenyl)-4H-benzo[d][1,3]dioxine-6-carboxamide (264)

Scheme 57



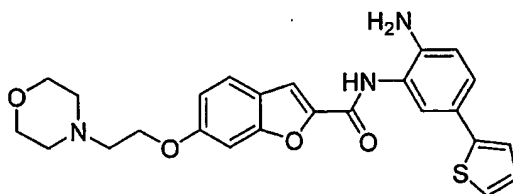
Step 1. 4H-Benzo[1,3]dioxine-6-carboxylic acid methyl ester (263)

[0485] Title compound **263** was prepared starting from methyl 4-hydroxybenzoate according to the procedure described in *Monatsh. Chem.*, 102; 1971; 946-950.

Steps 2 – 4: N-(2-Amino-5-(thiophen-2-yl)phenyl)-4H-benzo[d][1,3]dioxine-6-carboxamide (264)

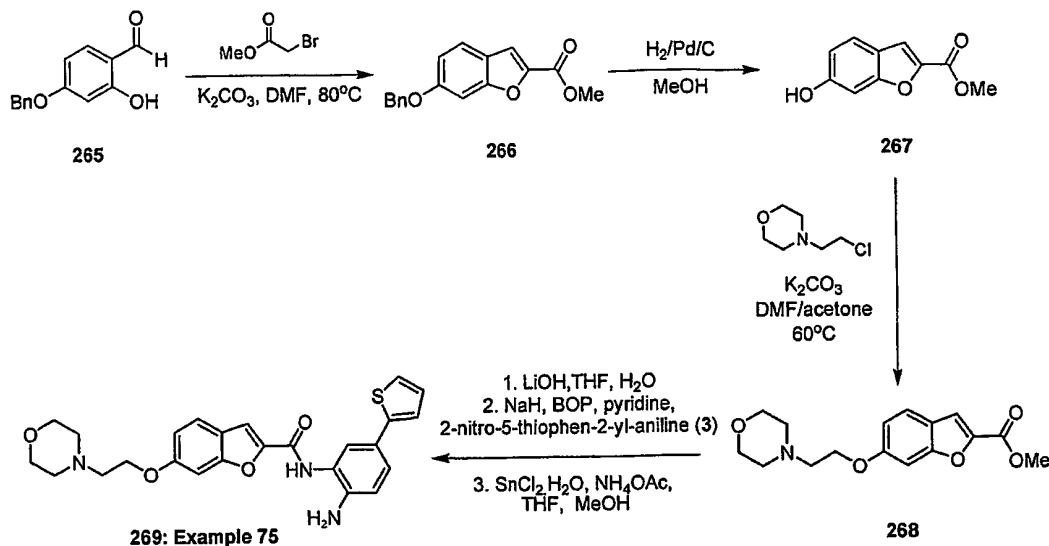
[0486] Following the same procedure as described in Example 4 step 3, but substituting compound **21** with compound **263**, then following the procedures described in Example 1, steps 3 and 4, (with DMF as a co-solvent), the title compound **264** was obtained as an off white solid in 37% yield (over three steps). ¹H NMR: (DMSO) δ 9.60 (s, 1H), 7.82 (dd, J=8.6, 2.2 Hz, 1H), 7.74 (d, J=2.1 Hz, 1H), 7.41 (d, J=2.1 Hz, 1H), 7.33 (dd, J=5.1, 1.2 Hz, 1H), 7.26 (dd, J=8.4, 2.3 Hz, 1H), 7.21 (dd, J=3.5, 1.2 Hz, 1H), 7.02 (dd, J=5.1, 3.8 Hz, 1H), 6.94 (d, J=8.6 Hz, 1H), 6.77 (d, J=8.4 Hz, 1H), 5.32 (s, 2H), 5.11 (s, 2H), 4.94 (s, 2H).

Example 75



6-(2-Morpholinoethoxy)-N-(2-amino-5-(thiophen-2-yl)phenyl)benzofuran-2-carboxamide (269)

Scheme 58

Step 1: **Methyl 6-(benzyloxy)benzofuran-2-carboxylate (266)**

[0487] Following the same procedure as described in Example 67a step 1, but substituting compound **243a** with compound **265**, the title compound **266** was obtained as a white solid in 49% yield. $^1\text{H NMR}$: (DMSO) δ 7.68 – 7.64 (m, 2H), 7.49 – 7.45 (m, 2H), 7.42 – 7.31 (m, 4H), 7.07 – 7.04 (m, 1H), 5.18 (s, 2H), 3.85 (s, 2H).

Step 2: **Methyl 6-hydroxybenzofuran-2-carboxylate (267)**

[0488] To a stirred solution of **266** (1.2 g, 4.26 mmol) in methanol (20 mL) was added 10% palladium on charcoal (250 mg). The flask was purged with hydrogen gas for 1 minute and then the reaction was stirred under a hydrogen atmosphere for 15 hours. The palladium was filtered through a celite pad, the filtrate was evaporated under reduced pressure, and the resulting solid dried under vacuum to afford **267** as a white solid (700 mg, 86%). $^1\text{H NMR}$: (DMSO) δ 10.07 (s, 1H), 7.63 (s, 1H), 7.56 (d, $J=8.0$ Hz, 1H), 6.98 (s, 1H), 6.84 (d, $J=9.0$ Hz, 1H), 3.84 (s, 3H).

Step 3: **Methyl 6-(2-morpholinoethoxy)benzofuran-2-carboxylate (268)**

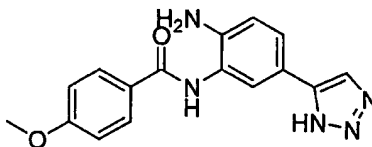
[0489] To a stirred solution of **267** (650 mg, 3.39 mmol) in a 1:1 mixture of DMF-acetone (20 mL) was added 4-(2-chloroethyl)morpholine (630 mg, 3.39 mmol) and potassium carbonate (937 mg, 6.78 mmol). The reaction mixture was stirred at 60°C for 72 hours. The solvents were removed under reduced pressure and water (50 mL) was added to the residue. 2M Sodium carbonate solution

(20 mL) was added and the resultant solution was extracted with ethyl acetate (2 x 40 mL). The organic phase was separated, dried with sodium sulfate and the solvents removed under reduced pressure. The residue was purified by flash chromatography on silica gel, eluting with a gradient of 1:1 ethyl acetate-hexanes, then ethyl acetate, then 9:1 ethyl acetate-methanol. This afforded **268** as a clear oil (760 mg, 73% yield). ¹H NMR: (DMSO) δ 7.67 – 7.63 (m, 2H), 7.32 (s, 1H), 6.98 (d, J=8.5 Hz, 1H), 4.14 – 4.16 (m, 2H), 3.85 (s, 3H), 3.57 – 3.55 (m, 4H), 2.88 – 2.86 (m, 2H), 2.72 – 2.70 (m, 4H).

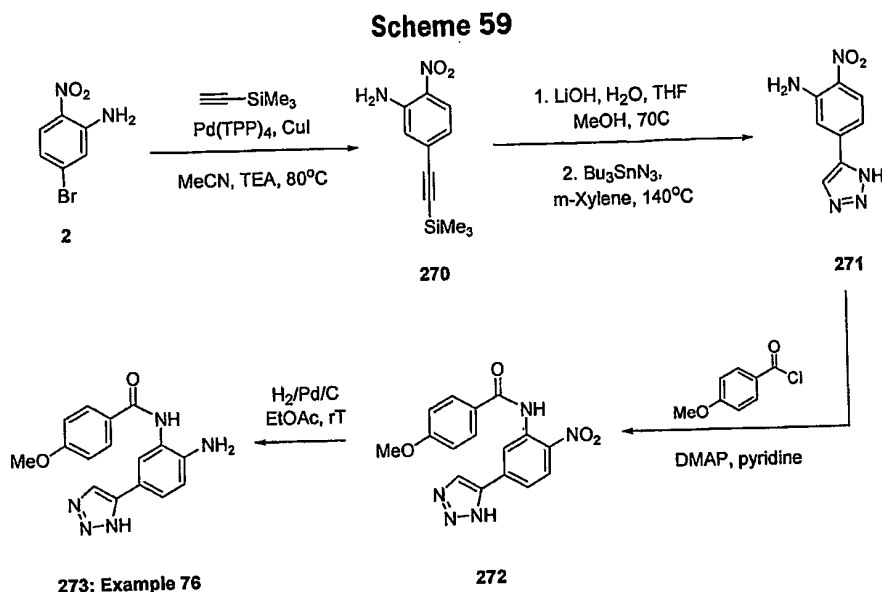
Steps 4 – 6: **6-(2-Morpholinoethoxy)-N-(2-amino-5-(thiophen-2-yl)phenyl)benzofuran-2-carboxamide (269)**

[0490] Following the same procedure as described in Example 4 step 3, but substituting compound **21** with compound **268**, then following the procedures described in Example 1, steps 3 and 4, the title compound **269** was obtained as an off white solid in 1.3% yield (over three steps). ¹H NMR: (DMSO) δ 7.21 (d, 1H), 7.14 (d, 2H), 6.95 (d, 1H), 6.84 – 6.79 (m, 3H), 6.62 – 6.57 (m, 2H), 6.49 (d, 1H), 3.80 (m, 2H), 3.30 (m, 4H), 2.46 (m, 2H), 2.21 (m, 4H).

Example 76



N-(2-Amino-5-(3H-1,2,3-triazol-4-yl)phenyl)-4-methoxybenzamide (273)



Step 1: 5-(2-(Trimethylsilyl)ethynyl)-2-nitrobenzenamine (270)

[0491] Following a procedure described in Example 15, step 1 (scheme 13) but running the reaction at 80°C instead of the room temperature the title compound **270** was obtained in 68% yield. ¹H NMR: (400.2 MHz, CDCl₃) δ (ppm): 8.06 (d, J=8.8 Hz; 1H); 6.92 (d, J=1.6 Hz; 1H); 6.76 (dd, J=1.6, 8.8Hz; 1H); 5.70 (bs; 2H); 0.29 (s; 9H). MS: calc: 234.3; found: 235.1 (M+H).

Step 2: 2-Nitro-5-(3H-1,2,3-triazol-4-yl)benzenamine (271)

[0492] The cleavage of the trimethylsilyl group was achieved employing the same procedure as described in Example 4, step 3 (scheme 3) but substituting compound **21** for the compound **270**. The crude product was used in the next cycloaddition step following the procedure described in Example 48, step 2 (scheme 26) but using m-xylene instead of toluene as a solvent, to afford the title compound **271** (9% yield in two steps). MS: calc: 205.2; found: 206.1 (M+H)

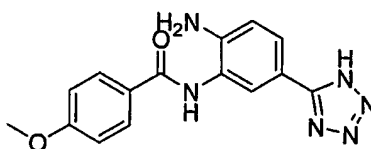
Step 3: 4-Methoxy-N-(2-nitro-5-(3H-1,2,3-triazol-4-yl)phenyl)benzamide (272)

[0493] Following the same procedure described in Example 43, step 4 (scheme 31) but substituting compound **150** for compound **271**, the title compound **272** was obtained as an oil and used in the next step without further purification.

Step 4: **N-(2-Amino-5-(3H-1,2,3-triazol-4-yl)phenyl)-4-methoxybenzamide (273)**

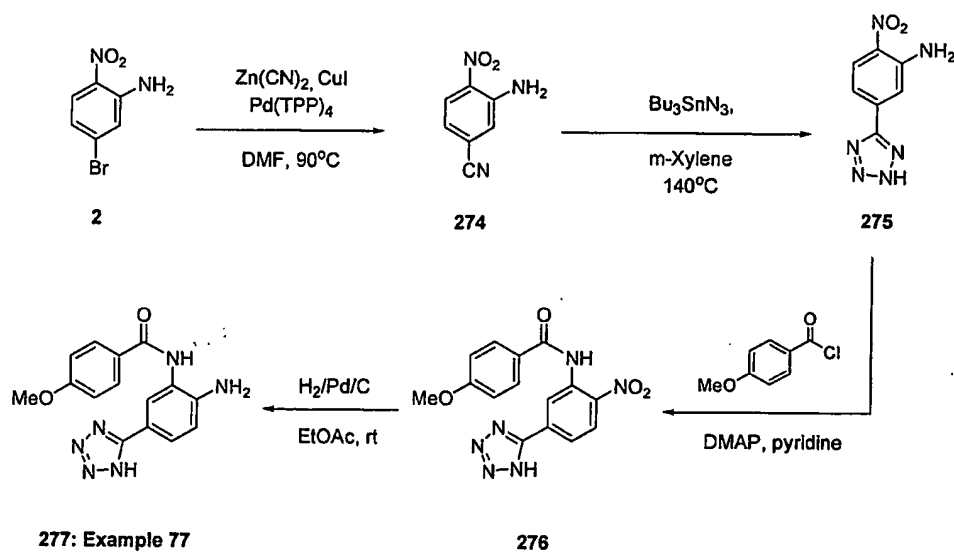
[0494] Following the same procedure as described in Example 48, step 3 (scheme 36) but substituting compound **171** for the compound **272** and using ethyl acetate as a solvent instead of methanol, the title compound **273** was obtained in 25% yield (over two steps). ¹H NMR: (400.2 MHz, DMSO) δ (ppm): 9.62 (s, 1H); 8.08 (bs, 2H); 7.97 (d, J=8.5 Hz; 2H); 7.62 (s, 1H); 7.45 (d, J=8.2 Hz; 1H); 7.03 (d, J=8.5 Hz; 2H); 6.82 (d, J=8.2 Hz; 1H); 5.11 (bs, 2H); 3.83 (s, 3H). MS: calc: 309.3; found: 310.1 (M+H)

EXAMPLE 77



N-(2-amino-5-(1H-tetrazol-5-yl)phenyl)-4-methoxybenzamide 277

Scheme 60



Step 1: **3-Amino-4-nitrobenzonitrile (274)**

[0495] A suspension of bromoarene **2** (801mg; 3.7 mmol) and zinc cyanide (570mg; 4.85mmol; 1.3eq.) in degassed dimethylformamide (15 mL) was stirred at room temperature under nitrogen in the dark for 45 min and then treated with tetrakis(triphenylphosphine) palladium(0) (310mg, 1.6mmol). The mixture was stirred at 90°C for 18h; filtered through a celite pad, concentrated under reduced pressure and purified by flash chromatography on silica gel, eluent EtOAc-hexane (1:1) to

afford the title compound **274** (380 mg, 63% yield). ^1H NMR: (400.2 MHz, CDCl_3) δ (ppm): 8.22 (d, $J=8.6$ Hz; 1H); 7.19 (d, $J=1.8$ Hz; 1H); 6.95 (dd, $J=1.8, 8.6$ Hz; 1H); 6.27 (bs; 2H). MS: calc: 163.1; found: 164.1 (M+H)

Step 2: **2-Nitro-5-(1H-tetrazol-5-yl)benzenamine (275)**

[0496] Following the procedure as described in Example 48, step 2 (scheme 36), but using m-xylene instead of toluene as a solvent, the title compound **275** was obtained in 79% yield. ^1H NMR: (400.2 MHz, CDCl_3) δ (ppm): 8.21 (d, $J=9.0$ Hz; 1H); 7.74 (d, $J=1.6$ Hz; 1H); 7.50 (dd, $J=1.6, 9.0$ Hz; 1H); 6.29 (bs; 2H). MS: calc: 206.2; found: 207.1 (M+H)

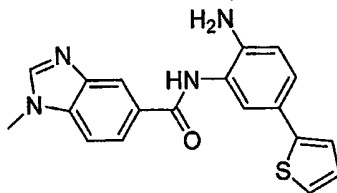
Step 3: **4-Methoxy-N-(2-nitro-5-(1H-tetrazol-5-yl)phenyl)benzamide (276)**

[0497] Following the same procedure as described in Example 43, step 4 (scheme 31) but substituting compound **150** for compound **275**, the title compound **276** was obtained as an oil and was taken to the next step without further purification.

Step 4: **N-(2-amino-5-(1H-tetrazol-5-yl)phenyl)-4-methoxybenzamide (277)**

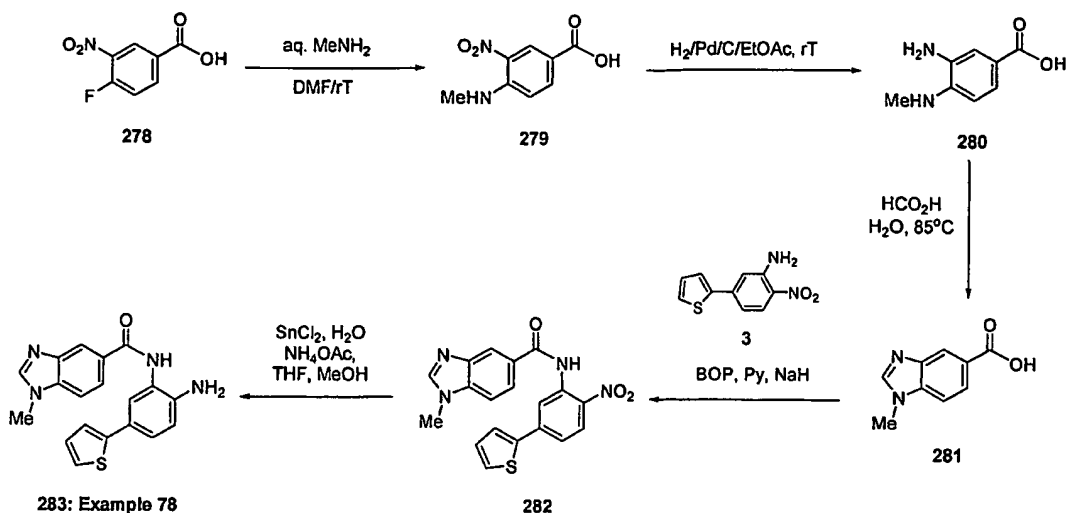
[0498] Following the same procedure as described in Example 48, step 3 (scheme 36) but substituting compound **171** for the compound **276** the title compound **277** was obtained in 14% yield (over two steps). ^1H NMR: (400.2 MHz, DMSO) δ (ppm): 9.63 (s, 1H); 7.98 (d, $J=8.8$ Hz; 2H); 7.81 (d, $J=2.0$ Hz; 1H); 7.61 (dd; $J=2.0, 8.4$ Hz; 1H); 7.04 (d, $J=8.8$ Hz; 2H); 6.85 (d, $J=8.4$ Hz; 1H); 3.85 (s, 3H). MS: calc: 310.3; found: 311.1 (M+H)

Example 78



N-(2-amino-5-(thiophen-2-yl)phenyl)-1-methyl-1H-benzo[d]imidazole-5-carboxamide (283)

Scheme 61



Step 1: 4-(Methylamino)-3-nitrobenzoic acid (279)

[0499] A 40% solution of methylamine in water (11 mL; 128mmol) (or any other primary amine) was slowly added to a stirring suspension of 4-fluoro-3-nitrobenzoic acid (**278**, 6.1g; 32.9mmol) in DMF (20mL) at room temperature. After the addition was completed the mixture was stirred at the same temperature for 60min; concentrated *in vacuo*, and suspended in 5% KHSO₄ (final pH=2). The suspension was stirred overnight; the precipitate was collected by filtration, washed with water, then with ether and dried to afford the title compound **279** (6.5g; 100% yield). ¹H NMR: (400.2 MHz, DMSO) δ (ppm): 12.8 (bs; 1H); 8.59 (d, J= 2.0 Hz; 1H); 8.55 (q, J= 5.0 Hz; 1H); 7.96 (dd, J= 2.0, 9.1 Hz; 1H); 7.04 (d, J= 9.1 Hz; 1H); 3.00 (d, J= 5.0 Hz; 3H). MS: calc: 196.2; found: 197.1 (M+H)

Step 2: 3-Amino-4-(methylamino)benzoic acid (280)

[0500] Following the same procedure as described in Example 48, step 3 (scheme 36) but substituting compound **171** for compound **279**, to give the title compound in 81% yield. ¹H NMR: (400.2 MHz, DMSO) δ (ppm): 7.48 (d, J= 8.6 Hz; 1H); 7.42 (s; 1H); 7.54 (d, J= 8.6 Hz; 1H); 3.57 (bs; >4H); 2.80 (s; 3H). MS: calc: 166.1; found: 167.1 (M+H)

Step 3: 1-Methyl-1H-benzo[d]imidazole-5-carboxylic acid (281)

[0501] A solution of the di-amino compound **280** (678mg; 4.1mmol) (or an *o*-aminophenol) in 50% HCO₂H (or any other carboxylic acid or an ortho-ester) in water (or anhydrous solvent if an ortho-

ester is used) was stirred at 85°C for 13h, concentrated, the residue was re-dissolved in water and lyophilized to afford the title compound **281** (712mg, 99% yield). ¹H NMR: (400.2 MHz, DMSO) δ (ppm): 12.9 (bs; 1H); 8.80 (s; 1H); 8.26 (d, J= 1.6 Hz; 1H); 7.96 (dd, J= 1.6, 8.6 Hz; 1H); 7.79 (d, J= 8.6 Hz; 1H); 3.95 (s, 3H). MS: calc: 176.2; found: 177.1 (M+H).

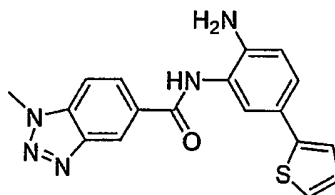
Step 4: **1-Methyl-N-(2-nitro-5-(thiophen-2-yl)phenyl)-1H-benzo[d]imidazole-5-carboxamide (282)**

[0502] Following the same procedure as described in Example 1, step 3 (scheme 1) but substituting compound **4** for compound **281** the title compound **282** was obtained in 56% yield. ¹H NMR: (400.2 MHz, DMSO) δ (ppm): 10.9 (bs, 1H); 8.35 (bs, 2H), 8.24 (d, J= 2.1 Hz, 1H), 8.01 (d, J= 8.6 Hz, 1H), 7.91 (dd; J=1.6, 8.4 Hz; 1H); 7.75 (m, 3H), 7.70 (dd; J=2.1, 8.6 Hz; 1H); 7.23 (dd; J= 3.7, 4.9 Hz; 1H); 3.91 (s, 3H). MS: calc: 378.4; found: 379.1 (M+H)

Step 5: **N-(2-Amino-5-(thiophen-2-yl)phenyl)-1-methyl-1H-benzo[d]imidazole-5-carboxamide (283)**

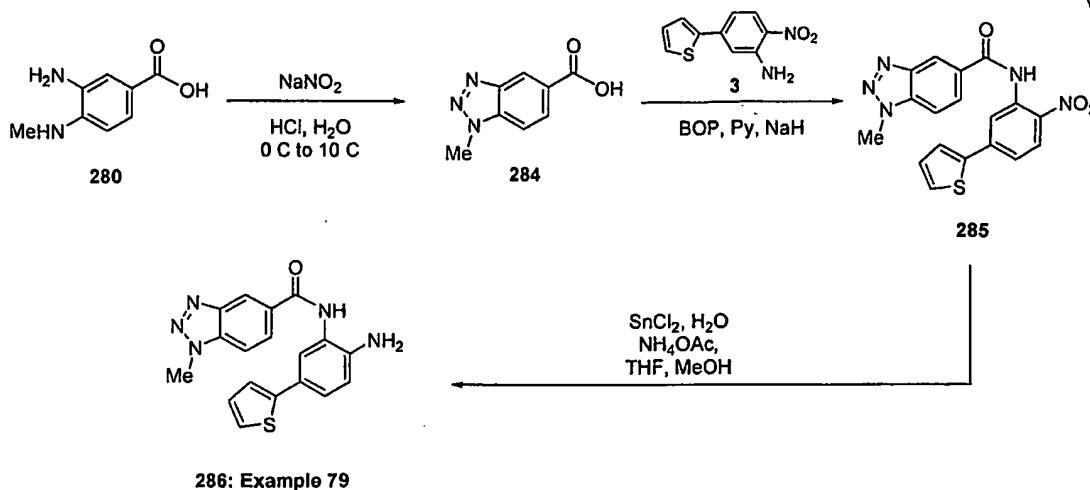
[0503] Following the same procedure as described in Example 1, step 4 (scheme 1) but substituting compound **5** for compound **282**, the title compound **283** was obtained in 99% yield. ¹H NMR: (400.2 MHz, DMSO) δ (ppm): 9.75 (s, 1H), 8.38 (d, J= 1.0 Hz, 1H), 8.34 (s, 1H), 7.95 (dd; J=1.4, 8.4 Hz; 1H); 7.68 (d, J= 8.4 Hz, 1H), 7.50 (d; J=2.2 Hz; 1H); 7.34 (dd; J=1.0, 5.0 Hz; 1H); 7.28 (dd; J=2.2, 8.4 Hz; 1H); 7.24 (dd; J=1.4, 3.6 Hz; 1H); 7.04 (dd; J= 3.6, 5.0 Hz; 1H); 6.81 (d; J=8.4 Hz; 1H); 3.90 (s, 3H). MS: calc: 348.4; found: 349.1 (M+H)

Example 79



**N-(2-amino-5-(thiophen-2-yl)phenyl)-1-methyl-1H-benzo[d][1,2,3]triazole-5-carboxamide
(286)**

Scheme 62



Step 1: 1-Methyl-1H-benzo[d][1,2,3]triazole-5-carboxylic acid (284)

[0504] To a stirred suspension of the diamine **280** (1.08g; 6.48mmol) (or any other o-arylenediamine) in water (25 mL) at 0°C, concentrated HCl (5.4 mL) was added drop wise followed by slow addition of a solution of NaNO₂ (643mg; 9.3mmol) in water (10 mL). The reaction mixture was stirred at 0°C for 2h and then was allowed to warm up to 10°C over 4h; neutralized with a solution of KOH (5.6 g) in water (30mL) (final pH = 6); concentrated and purified by preparative HPLC in reverse phase mode (column aquasil C-18, elution 5% to 95% MeOH in water), to afford the title compound **284** (211 mg; 18% yield). ¹H NMR: (400.2 MHz, DMSO) δ (ppm): 8.35 (s; 1H); 8.08 (dd, J= 1.4, 8.6 Hz; 1H); 7.75 (d, J= 1.4 Hz; 1H); 4.03 (s, 3H). MS: calc: 177.1; found: 178.1 (M+H).

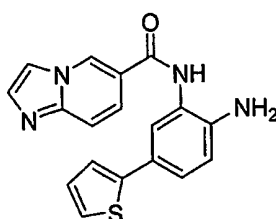
Step 2: 1-Methyl-N-(2-amino-5-(thiophen-2-yl)phenyl)-1H-benzo[d][1,2,3]triazole-5-carboxamide (285)

[0505] Following the same procedure as described in Example 1, step 3 (scheme 1) but substituting compound **4** for compound **284**, the title compound **285** was obtained in 56% yield. ¹H NMR: (400.2 MHz, DMSO) δ (ppm): 11.0 (bs, 1H); 8.72 (bs, 1H), 8.12 (m, 2H), 8.07 (d, J= 8.7 Hz, 1H), 8.01 (d, J= 8.7 Hz, 1H), 7.73 (m, 3H), 7.23 (t; J= 4.7 Hz; 1H); 4.38 (s, 3H). MS: calc: 379.4; found: 380.0 (M+H)

Step 3: N-(2-Amino-5-(thiophen-2-yl)phenyl)-1-methyl-1H-benzo[d][1,2,3]triazole-5-carboxamide (286)

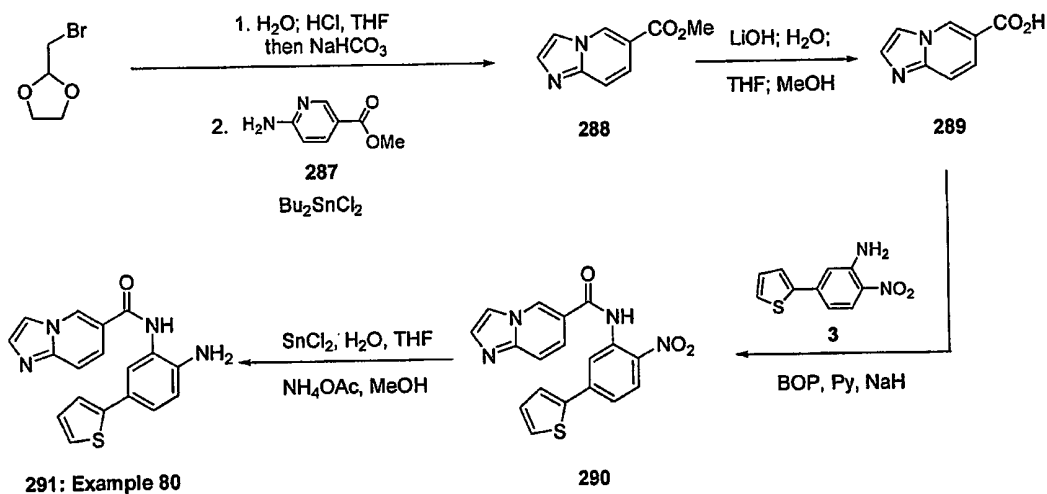
[0506] Following the same procedure described in Example 1, step 4 (scheme 1) but substituting compound **5** for compound **285**, the title compound **286** was obtained in 99% yield. ¹H NMR: (400.2 MHz, DMSO) δ (ppm): 9.88 (s, 1H); 8.75 (s, 1H), 8.15 (dd; J=1.0, 8.6 Hz; 1H); 7.95 (dd, J= 1.0, 8.6 Hz, 1H), 7.49 (d, J= 2.0 Hz, 1H), 7.34 (dd; J=1.2, 5.1 Hz; 1H); 7.30 (dd; J=2.0, 8.3 Hz; 1H); 7.24 (dd; J=1.2, 3.5 Hz; 1H); 7.04 (dd; J= 3.5, 5.1 Hz; 1H); 6.81 (d; J=8.3 Hz; 1H); 5.24 (bs, 2H); 4.37 (s, 3H). MS: calc: 349.4; found:350.1 (M+H)

Example 80



N-(2-amino-5-(thiophen-2-yl)phenyl)H-imidazo[1,2-a]pyridine-6-carboxamide (291)

Scheme 63



Step 1: Methyl H-imidazo[1,2-a]pyridine-6-carboxylate (288)

[0507] A solution of 2-(bromomethyl)-1,3-dioxolane (0.18 mL; 1.67 mmol) in THF (3 mL) and water (0.2 mL) was treated with concentrated HCl (3 drops) and stirred at 88°C for 50 min. The solution was cooled down to 0°C and transferred into a vial containing 2-amino-5-methoxycarbonylpyridine (**287**, 204mg; 1.34mmol), Bu₂SnCl₂ (134 mg; 0.40 mmol) and NaHCO₃

(410 mg) and stirred at room temperature for 2 days. The reaction mixture was diluted with ethyl acetate (60mL) and washed with saturated aqueous sodium chloride. The organic layer was dried (MgSO_4), filtered and concentrated. After chromatographic purification of the residue using preparative TLC on silica gel (eluent 50% ethyl acetate in dichloromethane), the title compound **288** was obtained (74 mg, 31% yield). ^1H NMR: (500.7 MHz, CDCl_3) δ (ppm): 9.00 (s, 1H); 7.80 (m, 4H); 4.00 (s, 3H). MS: calc: 176.1; found: 177.1 (M+H)

Step 2: H-imidazo[1,2-a]pyridine-6-carboxylic acid (289)

[0508] Following the same procedure described for Example 46, step 2 (scheme 34) but substituting compound **162** for compound **288**, the title compound **289** was obtained in 99% yield. MS: calc: 162.1; found: 163.1 (M+H)

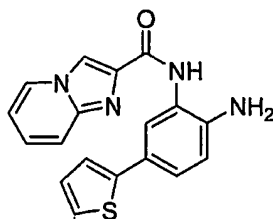
Step 3: N-(2-Nitro-5-(thiophen-2-yl)phenyl)H-imidazo[1,2-a]pyridine-6-carboxamide (290)

[0509] Following the same procedure as described in Example 1, step 3 (scheme 1) but substituting compound **4** for compound **289**, the title compound **290** was obtained in 22% yield. MS: calc: 364.2; found: 365.2 (M+H)

Step 4: N-(2-amino-5-(thiophen-2-yl)phenyl) H-imidazo [1,2-a] pyridine-6-carboxamide (291)

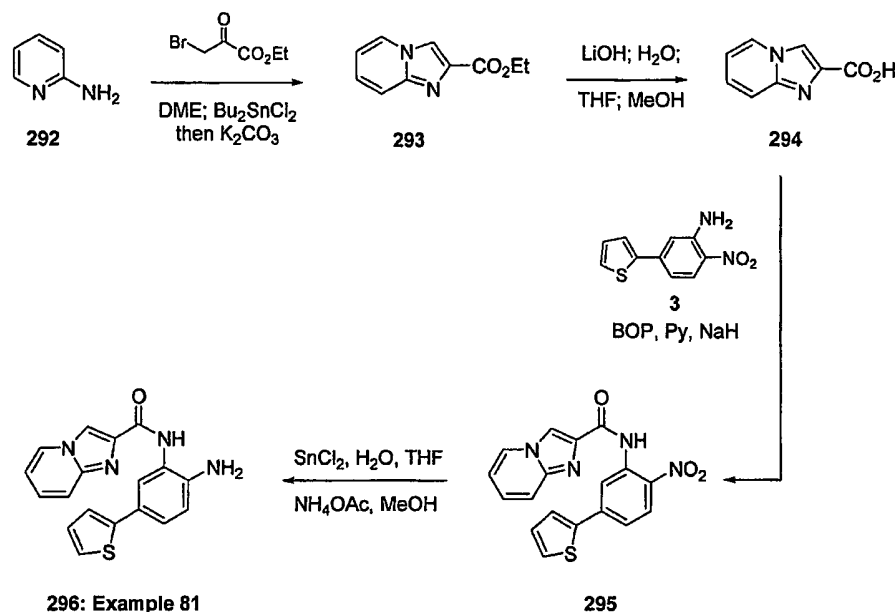
[0510] Following the same procedure described in Example 1, step 4 (scheme 1) but substituting compound **5** for compound **290**, the title compound **291** was obtained in 45% yield. ^1H NMR (400.2 MHz, DMSO) δ (ppm): 9.19 (s, 1H); 7.99 (s, 1H); 7.86 (d; $J=8.5$ Hz; 1H); 7.67 (s, 1H); 7.64 (d; $J=8.5$ Hz; 1H); 7.50 (s, 1H); 7.37 (d; $J=8.5$ Hz; 1H); 7.22 (d; $J=4.9$ Hz; 1H); 7.21 (m, 1H); 7.01 (t; $J=4.9$ Hz; 1H); 6.91 (d; $J=8.5$ Hz; 1H). MS: calc: 334.4; found: 335.1 (M+H)

Example 81



N-(2-amino-5-(thiophen-2-yl)phenyl)H-imidazo[1,2-a]pyridine-2-carboxamide (296)

Scheme 64



Step 1: Ethyl H-imidazo[1,2-a]pyridine-2-carboxylate (293)

[0511] To a solution of 2-aminopyridine (**292**, 1.1022g; 11.71 mmol) and Bu₂SnCl₂ (431mg; 1.3 mmol) in DME (20mL), ethyl 3-bromopyruvate (1.56mL; 11.16mmol) was added to give an instant yellow precipitate. The suspension was stirred at room temperature for 2h, then solid K₂CO₃ (2.6g; 18.8mmol) was added and the mixture stirred for additional 20h at the same temperature. The reaction mixture was then diluted with ethyl acetate (200mL) and washed with saturated aqueous sodium chloride. The organic layer was dried (MgSO₄), filtered and concentrated. The residue was purified by flash chromatography on silica gel (eluent 50% ethyl acetate in dichloromethane), to afford the title compound **293** (1.31g, 59% yield) as a white crystalline material. ¹H NMR(400.2 MHz, DMSO) δ (ppm): 8.54 (m, 1H); 8.53 (d; J=0.9 Hz; 1H); 7.59 (ddd; J= 1.3, 2.0, 9.2 Hz; 1H); 7.33 (ddd; J= 1.3, 6.7, 9.2 Hz; 1H); 6.98 (dt; J= 0.9, 7.8 Hz; 1H); 4.30 (q; J=7.0 Hz; 2H); 1.32 (t; J=7.0 Hz; 3H). MS: calc: 190.0; found: 191.1 (M+H).

Step 2: H-imidazo[1,2-a]pyridine-2-carboxylic acid (294)

[0512] Following the same procedure described in Example 46, step 2 (scheme 34) but substituting compound **162** for compound **293**, the title compound **294** was obtained in 99% yield. ¹H NMR (400.2 MHz, DMSO) δ (ppm): 8.63 (dt, J= 1.2, 6.7 Hz; 1H); 8.55 (d; J=0.8 Hz; 1H); 7.63 (m;

1H); 7.42 (ddd; J= 1.2, 6.7, 7.8 Hz; 1H); 7.06 (dt; J= 1.2, 7.8 Hz; 1H); MS: calc: 162.1; found: 163.1 (M+H)

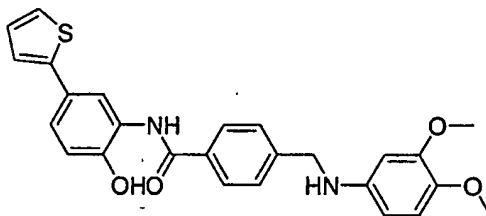
Step 3: N-(2-Nitro-5-(thiophen-2-yl)phenyl)H-imidazo[1,2-a]pyridine-2-carboxamide (295)

[0513] Following the same procedure as described in Example 1, step 3 (scheme 1) but substituting compound **4** for compound **294** the title compound **295** was obtained in 95% yield. ¹H NMR(400.2 MHz, DMSO) δ (ppm): 11.9 (s, 1H); 9.07 (d, J= 1.8 Hz; 1H); 8.63 (m; 2H); 8.25 (d, J= 8.8 Hz; 1H); 7.77 (ddd; J= 1.0, 5.0, 12.3 Hz; 1H); 7.71 (dd; J=1.0, 9.2 Hz; 1H); 7.66 (dd; J=1.8, 8.8 Hz; 1H); 7.41 (ddd; J= 1.2, 6.7, 9.2 Hz; 1H); 7.25 (dd; J=3.7, 5.0 Hz; 1H); ; 7.05 (dt; J=1.2, 12.3 Hz; 1H). MS: calc: 364.2; found: 365.1 (M+H).

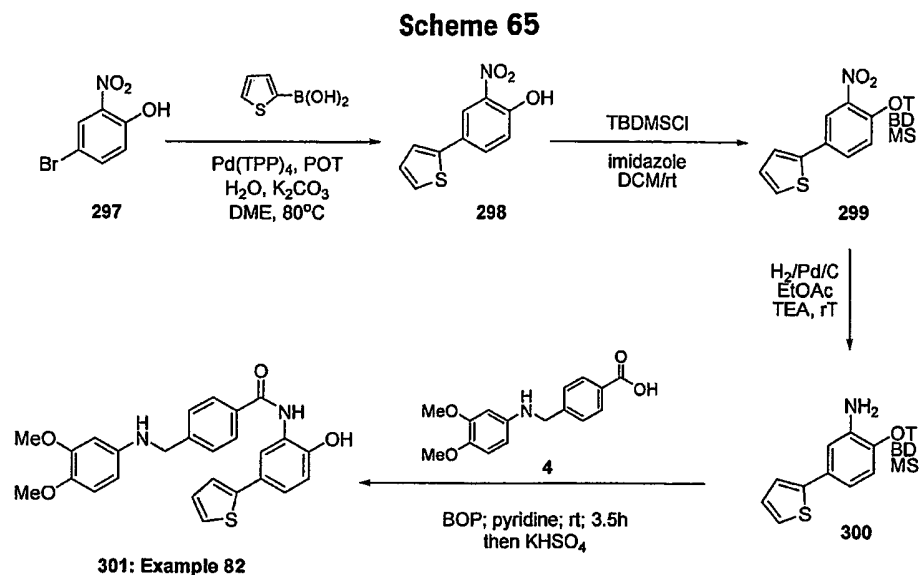
Step 4: N-(2-Amino-5-(thiophen-2-yl)phenyl)H-imidazo[1,2-a]pyridine-2-carboxamide (296)

[0514] Following the same procedure described in Example 1, step 4 (scheme 1) but substituting compound **5** for compound **223**, the title compound **296** was obtained in 85% yield. ¹H NMR (400.2 MHz, DMSO) δ (ppm): 9.73 (s, 1H), 8.62 (dt, J= 1.2; 6.8 Hz, 1H), 8.50 (d, J= 0.7 Hz; 1H); 7.76 (d; J=2.2 Hz; 1H); 7.66 (d, J= 0.7 Hz, 1H), 7.39 (dd; J=1.6, 6.8 Hz; 1H); 7.36 (dt; J=1.6, 4.9 Hz; 1H); 7.26 (dd; J=2.2, 8.2 Hz; 1H); 7.24 (dd; J= 1.2, 3.6 Hz; 1H); 7.05 (m; 1H); 7.01 (dd; J= 1.2, 6.8 Hz; 1H); 6.84 (d; J=8.2 Hz; 1H); 5.13 (bs, 2H). MS: calc: 334.4; found: 335.1 (M+H).

Example 82



4-((3,4-Dimethoxyphenylamino)methyl)-N-(2-hydroxy-5-(thiophen-2-yl)phenyl) benzamide (301)



Step 1: 2-Nitro-4-(thiophen-2-yl)phenol (298)

[0515] Following the same procedure as described in Example 1, step 2 (scheme 1) but substituting compound **2** for compound **297**, the title compound **298** was obtained in 18% yield. ¹H NMR: (499.7 MHz, DMSO) δ (ppm): 8.09 (s, 1H); 7.82 (d, J= 9.0 Hz; 1H); 7.54 (d, J= 3.5 Hz; 1H); 7.50 (s, 1H); 7.18 (d, J= 9.0 Hz; 1H); 7.13 (m, 1H). MS: calc: 221.0; found: 219.9 (M-H).

Step 2: (2-Nitro-4-(thiophen-2-yl)phenoxy)(tert-butyl)dimethylsilane (299)

[0516] Following the same procedure as described in Example 19, step 2 (scheme 17) but substituting compound **90** for the compound **298** and using dichloromethane as a solvent instead of DMF, the title compound **299** was obtained which was used in the next step without further purification.

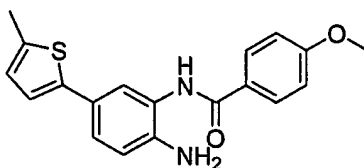
Step 3: (2-Amino-4-(thiophen-2-yl)phenoxy)(tert-butyl)dimethylsilane (300)

[0517] Following the same procedure described for Example 48, step 3 (scheme 36) but substituting compound **171** for compound **299** and using ethyl acetate and triethylamine as a solvent instead methanol, the title compound **300** was obtained in 41% yield over two steps. MS: calc: 305.5; found: 306.1 (M+H).

Step 4: **4-((3,4-Dimethoxyphenylamino)methyl)-N-(2-hydroxy-5-(thiophen-2-yl) phenyl) benzamide (301)**

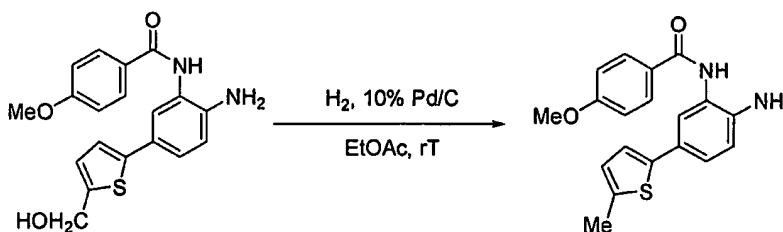
[0518] Following the same procedure as described in Example 1, step 3 (Example 1) but substituting compound **3** for compound **300** and not using NaH as a base, the title compound **301** was obtained in 17% yield (with 10% recovery of the starting material **228**). ^1H NMR: (400.2 MHz, DMSO) δ (ppm): 10.1 (s, 1H); 9.52 (s, 1H); 8.00 (s, 1H); 7.92 (d, J=7.0, 2H); 7.49 (d, J=7.0, 2H); 7.42 (m, 1H); 7.33 (d, J=8.0, 1H); 7.29 (s, 1H); 7.07 (s, 1H); 6.93 (d, J=8.0, 1H); 6.65 (d, J=8.5, 1H); 6.32 (s, 1H); 5.98 (m, 2H); 4.30 (s, 2H); 3.65 (s, 3H); 3.58 (s, 3H). MS: calc: 460.5; found: 461.1 (M+H)

Example 83



N-(2-amino-5-(5-methylthiophen-2-yl)phenyl)-4-methoxybenzamide (302)

Scheme 66

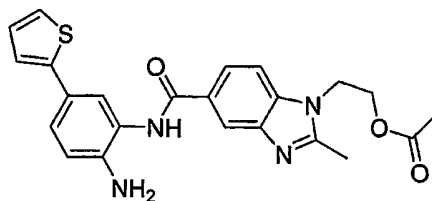


94dd: Example 20dd

302: Example 83

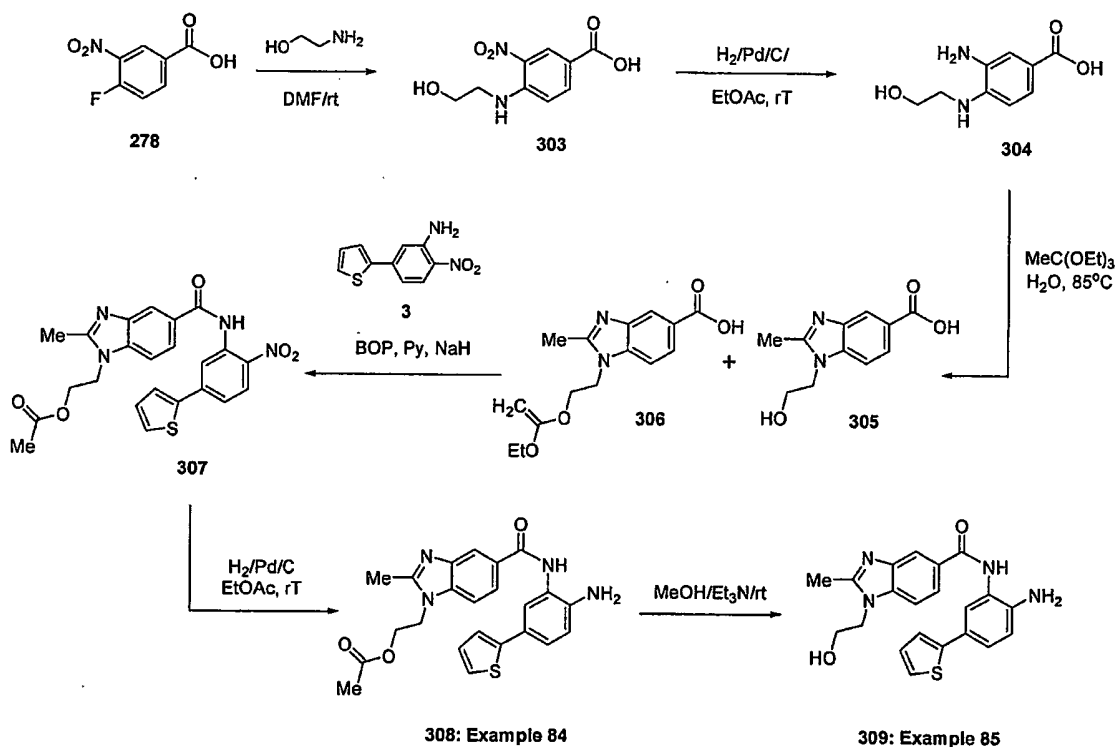
[0519] Following the same procedure as described in Example 48, step 3 (scheme 36) but substituting compound **171** for compound **94dd** and using ethyl acetate as a solvent instead of methanol, the title compound **302** was obtained in 26% yield. ^1H NMR: (400.2 MHz, DMSO) δ (ppm): 9.60 (s, 1H), 7.96 (d, J = 8.0, Hz, 2H); 7.36 (d, J = 2.1 Hz, 1H); 7.20 (dd, J = 2.1, 8.3 Hz, 1H); 7.03 (d, J = 8.0, Hz, 2H); 7.00 (d, J = 3.5 Hz, 1H); 6.78 (d, J = 8.3 Hz, 1H), 6.70 (dd, J = 1.1, 3.5 Hz, 1H); 3.83 (s, 3H); 2.42 (d, J = 1.1 Hz, 3H). MS: calc: 338.4; found: 338.4 (M+H).

Example 84



2-(5-((2-Amino-5-(thiophen-2-yl)phenyl)carbamoyl)-2-methyl-1H-benzo[d]imidazol-1-yl)ethyl acetate (308)

Scheme 67



Step 1: 4-(2-Hydroxyethylamino)-3-nitrobenzoic acid (303)

[0520] Following the same procedure as described for Example 78, step 1 (scheme 61) but using ethanolamine instead of methylamine and isopropanol as a solvent instead of DMF, the title compound **303** was obtained in 99% yield. MS: calc: 226.2; found: 225.1 (M-H).

Step 2: 4-(2-Hydroxyethylamino)-3-aminobenzoic acid (304)

[0521] Following the same procedure described for Example 78, step 2 (scheme 61), the title compound **304** was obtained in 100% yield. MS: calc: 196.2; found: 197.1 (M+H).

Step 3: **1-(2-Hydroxyethyl)-2-methyl-1H-benzo[d]imidazole-5-carboxylic acid (305) and 1-(2-(1-ethoxyvinyl)oxy)ethyl-2-methyl-1H-benzo[d]imidazole-5-carboxylic acid (306)**

[0522] A stirred suspension of diamine **304** (1.18g; 6.01mmol) in triethylorthoacetate (20 mL; 109 mmol; 18 eq.) was treated with trifluoroacetic acid (1.10 mL) at room temperature. In 5 min the mixture turned into an amber solution which was stirred at the same temperature for 4h; concentrated and purified by preparative HPLC (C-18 aquasil column, elution with 5% to 95% MeOH in water) to afford hydroxyacid **305** (701mg; 53% yield) and, as a side product, ketene acetal **306** (373 mg; 21% yield).

Compound **305**: $^1\text{H NMR}$: (499.7 MHz, DMSO) δ (ppm): 13.1(bs; 1H). 8.21 (s; 1H); 7.9 (d, J= 8.0 Hz; 1H); 7.84 (d, J= 8.0 Hz; 1H); 5.1(bs; 1H); 4.42 (s; 2H); 3.75 (s; 2H); 2.75 (s; 3H). MS: calc: 220.2; found: 221.1 (M+H)

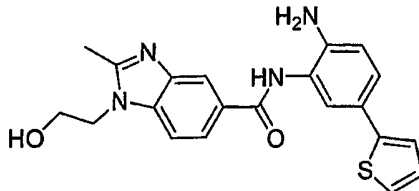
Compound **306**: $^1\text{H NMR}$: (400.2 MHz, DMSO) δ (ppm): 8.17 (m; 2H); 8.08 (d, J= 9.2 Hz; 1H); 5.03 (d, J= 3.9 Hz; 1H); 4.84 (d, J= 3.9 Hz; 1H); 4.63 (t, J= 4.5 Hz; 2H); 4.22 (q, J= 7.0 Hz; 2H); 3.84 (t, J= 4.5 Hz; 2H); 2.92 (s; 3H); 1.39 (t; J= 7.0 Hz; 3H). MS: calc: 290.3; found: 291.1 (M+H)

Step 4: **2-(5-(2-Nitro-5-(thiophen-2-yl)phenyl)carbonyl)-2-methyl-1H-benzo[d]imidazol-1-yl)ethyl acetate (307)**

[0523] Following the same procedure as described in Example 1, step 3 (scheme 1) but substituting compound **4** for compound **306** the title compound **307** was obtained in 6% yield. MS: calc: 464.49; found: 465.2 (M+H)

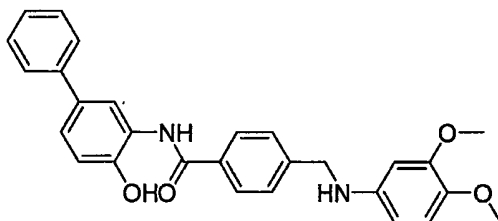
Step 5: **2-(5-((2-Amino-5-(thiophen-2-yl)phenyl)carbonyl)-2-methyl-1H-benzo[d]imidazol-1-yl)ethyl acetate (308)**

[0524] Following the same procedure as described in Example 48, step 3 (scheme 36) but substituting compound **171** for the compound **307** and using ethyl acetate as a solvent instead of methanol, the title compound **308** was obtained in 96% yield. $^1\text{H NMR}$: (DMSO) δ (ppm): 9.70 (s, 1H), 8.23 (s, 1H), 7.87 (dd; J=1.0, 8.4 Hz; 1H); 7.62 (d, J= 8.4 Hz, 1H), 7.48 (d; J=2.0 Hz; 1H); 7.34 (dd; J=0.8, 4.8 Hz; 1H); 7.28 (dd; J=2.0, 8.0 Hz; 1H); 7.23 (dd; J=0.8, 3.6 Hz; 1H); 7.03 (dd; J= 1.2, 4.8 Hz; 1H); 6.81 (d; J=8.0 Hz; 1H); 5.15 (bs, 2H); 4.52 (t; J=4.8 Hz; 2H); 4.35 (t; J=4.8 Hz; 2H); 2.60 (s, 3H); 1.91 (s, 3H). MS: calc: 434.5; found: 435.2 (M+H)

Example 85

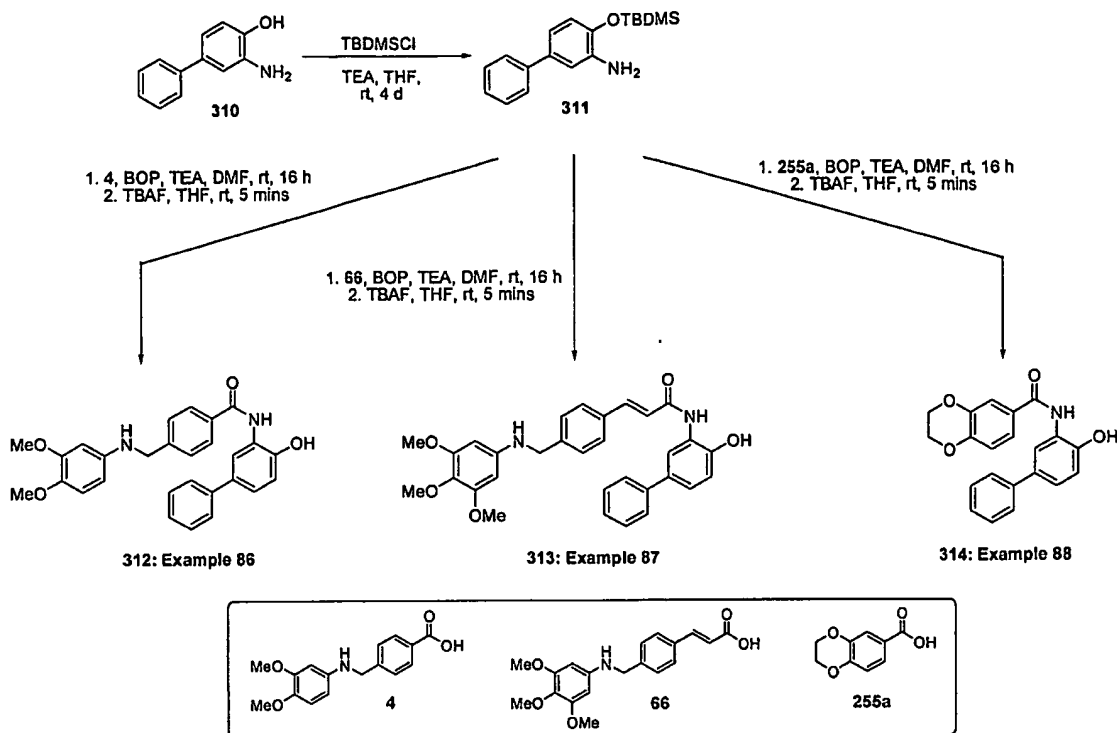
N-(2-Amino-5-(thiophen-2-yl)phenyl)-1-(2-hydroxyethyl)-2-methyl-1H-benzo[d]imidazole-5-carboxamide (309)

[0525] A solution of acetate **308** (18mg; 41 μ mol) and triethylamine (0.5 mL) in dry methanol (2.0 mL) was stirred at room temperature for 16 h and then concentrated *in vacuo* to give the title compound **309** in quantitative yield. ^1H NMR: (400.2 MHz, DMSO) δ (ppm): 9.70 (s, 1H), 8.22 (s, 1H), 7.84 (dd; J=1.4, 8.2 Hz; 1H); 7.57 (d, J= 8.4 Hz, 1H), 7.49 (d; J=2.2 Hz; 1H); 7.34 (dd; J=1.4, 5.1 Hz; 1H); 7.28 (dd; J=2.2, 8.2 Hz; 1H); 7.23 (dd; J=1.0, 3.5 Hz; 1H); 7.04 (dd; J= 3.5, 5.1 Hz; 1H); 6.80 (d; J=8.4 Hz; 1H); 5.14 (bs, 2H); 5.00 (bs, 1H); 4.28 (t; J=5.4 Hz; 2H); 3.72 (t; J=5.4 Hz; 2H); 2.59 (s, 3H). MS: calc: 392.5; found: 393.2 (M+H).

Example 86

4-((3,4-Dimethoxyphenylamino)methyl)-N-(2-hydroxy-5-(phenyl)phenyl)benzamide (312)

Scheme 68

Step 1. 4-(*tert*-Butyl-dimethyl-silyloxy)-biphenyl-3-ylamine (311)

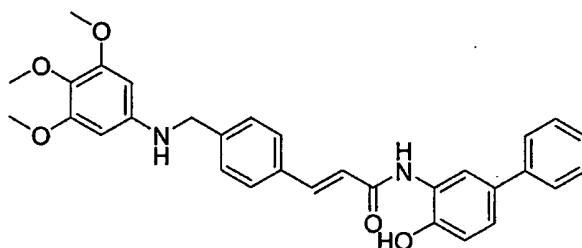
[0526] To a solution of the 2-amino-4-phenylphenol (**310**, 2.05 g, 11.06 mmol) and triethylamine (3.08 mL, 22.12 mmol) in THF (20 mL) was added TBDMSCl (2.00 g, 13.28 mmol). The resulting solution was stirred at room temperature for 4 days prior to being diluted with saturated NaCl solution (25 mL), and extracted with ethyl acetate. The organic layer was dried over Na₂SO₄, filtered and concentrated. After purification by flash chromatography (eluent 0-50% EtOAc in hexanes), of the title compound **311** was obtained as a reddish-brown solid (2.51 g, 77% yield). ¹H NMR: (DMSO) δ (ppm): 0.05 (s,6H), 1.05 (s,9H), 6.49-6.57 (m,2H), 6.72 (d, J = 8.1 Hz, 1H), 7.25 (m,1H), 7.29-7.38 (m,2H), 7.50 (d, J = 7.9 Hz, 2H). MS: (calc.) 299.5; (obt.) 300.2 (MH)⁺.

Step 2. 4-((3,4-Dimethoxyphenylamino)methyl)-N-(2-hydroxy-5-(phenyl)phenyl)-benzamide (312)

[0527] To a solution of acid **4** (scheme 1) (125 mg, 0.439 mmol) in DMF (3 mL) was added BOP (293 mg, 0.662 mmol). After stirring this solution for 10 minutes, aniline **311** (197 mg, 0.659 mmol) was added, along with triethylamine (0.31 mL, 2.22 mmol). The resulting solution was stirred at

room temperature for 16 h prior to removal of the solvent, and dissolution of the residue in THF (5 mL). A solution of TBAF in THF (1.0 M, 0.66 mL, 0.659 mmol) was then added, and the reaction mixture was stirred at room temperature for 5 minutes, diluted with a saturated solution of NaCl (10 mL), and extracted with ethyl acetate. The organic layer was dried over Na₂SO₄, filtered and concentrated. After purification by flash chromatography (eluent 0-80% EtOAc in hexanes), the title compound **312** was obtained as a light yellow solid (82 mg, 41% yield). ¹H NMR: (DMSO) δ (ppm): 3.62 (s,3H), 3.69 (s,3H), 4.34 (d, *J* = 5.7 Hz, 2H), 6.03 (m,2H), 6.35 (d, *J* = 2.2 Hz, 1H), 6.68 (d, *J* = 8.4 Hz, 1H), 7.03 (d, *J* = 8.4 Hz, 1H), 7.32 (t, *J* = 7.2 Hz, 1H), 7.37 (dd, *J* = 10.4, 1.6 Hz, 1H), 7.45 (t, *J* = 7.6 Hz, 2H), 7.52 (d, *J* = 8.0 Hz, 2H), 7.59 (d, *J* = 7.6 Hz, 2H), 7.95 (d, *J* = 8.0 Hz, 2H), 8.03 (br s,1H), 9.58 (br s,1H), 10.00 (br s,1H). MS: (calc.) 454.5; (obt.) 455.4 (MH)⁺.

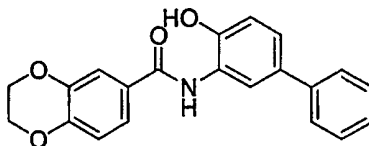
Example 87



(E)-3-(4-((3,4,5-Trimethoxyphenylamino)methyl)-phenyl)-N-(2-hydroxy-5-phenylphenyl)acrylamide (**313**)

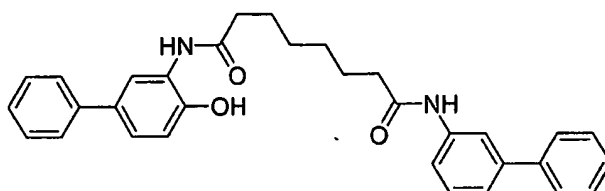
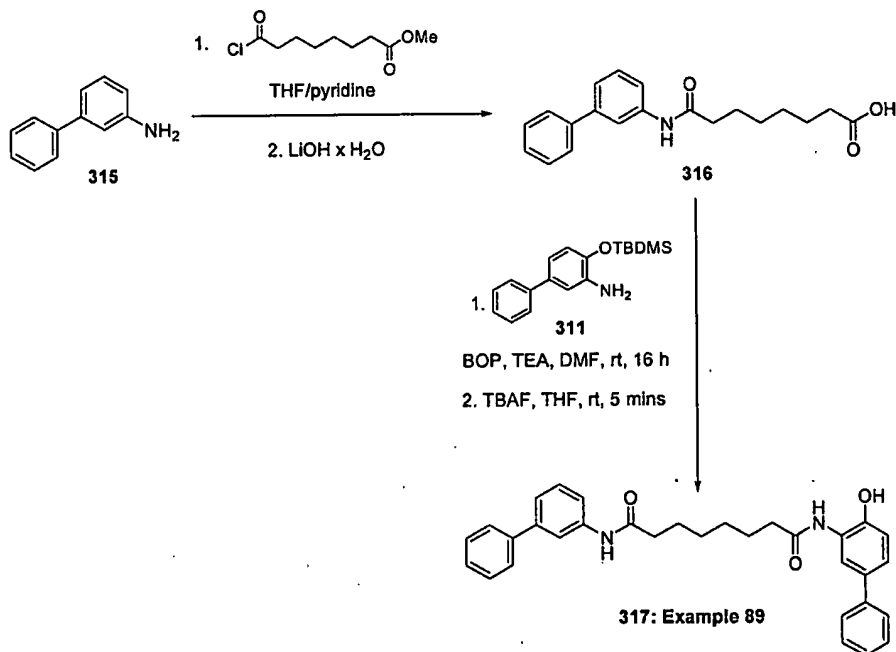
[0528] Following the same procedure as described in Example 86 but substituting acid **4** for the acid **66** (scheme 10) the compound **313** was obtained as a light yellow solid in 22% yield. ¹H NMR: (DMSO) δ (ppm): 3.54 (s, 3H), 3.68 (s, 3H), 4.30 (d, *J* = 5.9 Hz, 2H), 5.92 (s,2H), 6.13 (t, *J* = 6.3 Hz, 1H), 7.01 (d, *J* = 8.2 Hz, 1H), 7.21 (d, *J* = 15.7 Hz, 1H), 7.29 (dd, *J* = 8.4, 2.3 Hz, 1H), 7.33 (d, *J* = 7.2 Hz, 1H), 7.42-7.50 (m,4H), 7.54-7.64 (m,4H), 8.34 (s,1H), 9.55 (br s,1H), 10.21 (br s,1H). MS: (calc.) 510.6; (obt.) 511.2 (MH)⁺.

Example 88



2,3-Dihydro-N-(2-hydroxy-5-(phenyl)phenyl)benzo[b][1,4]dioxine-6-carboxamide (**314**)

[0529] Following the same procedure as described in Example 86 but substituting acid **4** for the acid **255a** (scheme 53) the compound **314** was obtained as a light yellow solid in 22% yield. ^1H NMR: (DMSO) δ (ppm): 4.30 (d, $J = 5.9$ Hz, 2H), 6.98 (d, $J = 8.3$ Hz, 1H), 7.26-7.36 (m, 2H), 7.42 (t, $J = 7.3$ Hz, 2H), 7.50-7.60 (m, 2H), 7.97 (br s, 1H), 9.47 (br s, 1H), 9.93 (br s, 1H). MS: (calc.) 347.4; (obt.) 348.1 (MH) $^+$.

Example 89**N¹-(2-hydroxy-5-(phenyl)phenyl)-N⁸-(3-(phenyl)phenyl)octanediamide (317)****Scheme 69****Step 1. 7-(3-(Phenyl)phenylcarbonyl)heptanoic acid (316)**

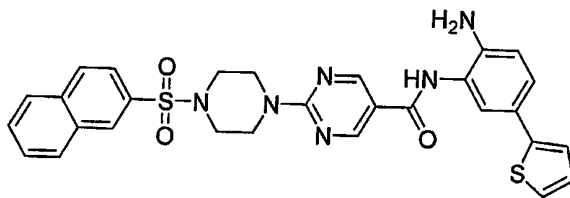
[0530] To a solution of 3-amino-biphenyl (**315**, 536 mg, 3.17 mmol) in THF/pyridine (2:1, 6 mL) was added methyl 7-(chlorocarbonyl)heptanoate (0.49 mL, 3.48 mmol), and the resulting solution was stirred at room temperature for 16 h. After dilution with saturated NaCl solution (15 mL) and extraction with ethyl acetate, the organic layer was dried over Na_2SO_4 , filtered and concentrated. The

residue was then dissolved in THF/methanol/H₂O (1:1:2, 8 mL), followed by the treatment of LiOH·H₂O (665 mg, 15.85 mmol). The reaction mixture was stirred at room temperature for 1 h prior to acidification (pH = 1), and extraction with ethyl acetate. The organic layer was dried over Na₂SO₄, filtered and concentrated. After purification by flash chromatography (eluent 0-100% EtOAc in hexanes), the title compound **316** was obtained as a white solid (889 mg, 86% yield). ¹H NMR: (DMSO) δ (ppm): 1.30-1.40 (m, 4H), 1.50-1.59 (m, 2H), 1.60-1.68 (m, 2H), 2.24 (t, J = 7.4 Hz, 2H), 2.37 (t, J = 7.4 Hz, 2H), 7.32 (dt, J = 7.8, 1.6 Hz, 1H), 7.36-7.42 (m, 2H), 7.46-7.52 (m, 2H), 7.58-7.64 (m, 3H), 7.96 (s, 1H), 10.07 (br s, 1H). MS: (calc.) 325.4; (obt.) 326.1 (MH)⁺.

Step 2. **N¹-(2-Hydroxy-5-(phenyl)phenyl)-N⁸-(3-(phenyl)phenyl)octanediamide (317)**

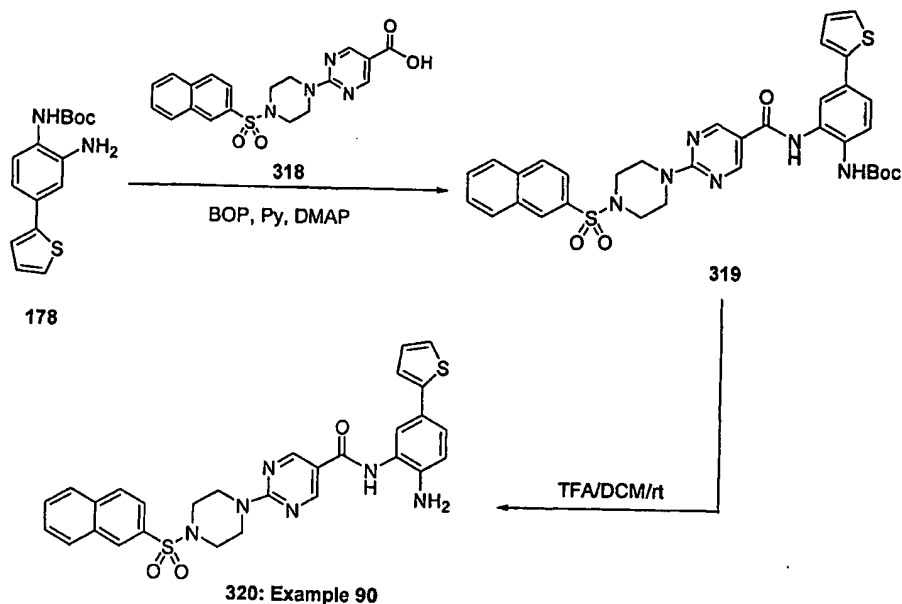
[0531] Following the same procedure as described in Example 86, step 2 (scheme 68) but substituting acid **4** for the acid **316** the compound **317** was obtained as a light brown solid in 31% yield. ¹H NMR: (DMSO) δ (ppm): 1.34-1.46 (m, 4H), 1.60-1.74 (m, 4H), 2.38 (t, J = 6.8 Hz, 2H), 2.47 (t, J = 7.0 Hz, 2H), 6.98 (d, J = 8.2 Hz, 1H), 7.20-7.70 (m, 15H), 7.96 (s, 1H), 8.10 (s, 1H), 9.34 (br s, 1H), 10.00 (br s, 1H). MS: (calc.) 492.6; (obt.) 493.5 (MH)⁺.

Example 90



2-[4-(Naphthalene-2-sulfonyl)-piperazin-1-yl]-pyrimidine-5-carboxylic acid (2-amino-5-thiophen-2-yl-phenyl)-amide (320)

Scheme 70



Step 1: [2-({2-[4-(Naphthalene-2-sulfonyl)-piperazin-1-yl]-pyrimidine-5-carbonyl}-amino)-4-thiophen-2-yl-phenyl]-carbamic acid *tert*-butyl ester (319)

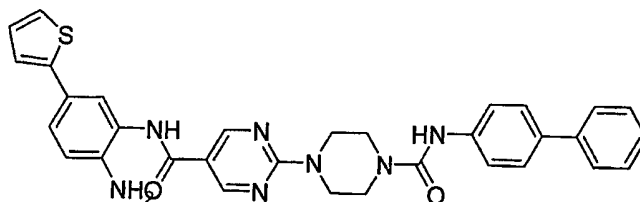
[0532] Following the same procedure as described in Example 52, step 1 (scheme 37) but substituting compound **182** for 2-[4-(naphthalene-2-sulfonyl)-piperazin-1-yl]-pyrimidine-5-carboxylic acid (**318**, WO 03/076422) title compound **319** was obtained in 75% yield. $^1\text{H NMR}$: (400.2 MHz, DMSO) δ (ppm): 9.7 (bs, 1H); 8.81 (s, 2H); 8.60 (bs, 1H); 8.44 (s, 1H); 8.20 (d, $J = 7.6$ Hz, 1H); 8.15 (d, $J = 8.6$ Hz, 1H); 8.05 (d, $J = 6.9$ Hz, 1H); 7.75 (dd; $J = 1.8, 8.6$ Hz; 1H); 7.71 (dd; $J = 1.3, 6.9$ Hz; 1H); 7.68 (m, 2H); 7.63 (d, $J = 8.6$ Hz, 1H); 7.47 (m, 2H); 7.40 (dd; $J = 1.3, 3.5$ Hz; 1H); 7.09 (dd; $J = 3.5, 5.1$ Hz; 1H); 3.97 (t, $J = 4.1$ Hz, 4H); ; 3.07 (t, $J = 4.1$ Hz, 4H); 1.41 (s, 9H). MS: calc: 670.8; found: 671.3 (M+H)

Step 2: 2-[4-(Naphthalene-2-sulfonyl)-piperazin-1-yl]-pyrimidine-5-carboxylic acid (2-amino-5-thiophen-2-yl-phenyl)-amide (320)

[0533] Following the same procedure described in Example 52, step 2 (scheme 37) but substituting compound **183** for compound **319** the title compound **320** was obtained in 99% yield. $^1\text{H NMR}$: (400.2 MHz, DMSO) δ (ppm): 9.52 (bs, 1H); 8.83 (s, 2H); 8.44 (s, 1H); 8.20 (d, $J = 7.6$ Hz, 1H); 8.15 (d, $J = 8.6$ Hz, 1H); 8.05 (d, $J = 8.0$ Hz, 1H); 7.75 (dd; $J = 1.8, 8.6$ Hz; 1H); 7.69 (m, 2H); 7.37 (d, $J = 1.8$ Hz, 1H); 7.31 (dd; $J = 1.2, 5.1$ Hz; 1H); 7.25 (dd; $J = 2.2, 8.4$ Hz; 1H); 7.19 (dd; $J =$

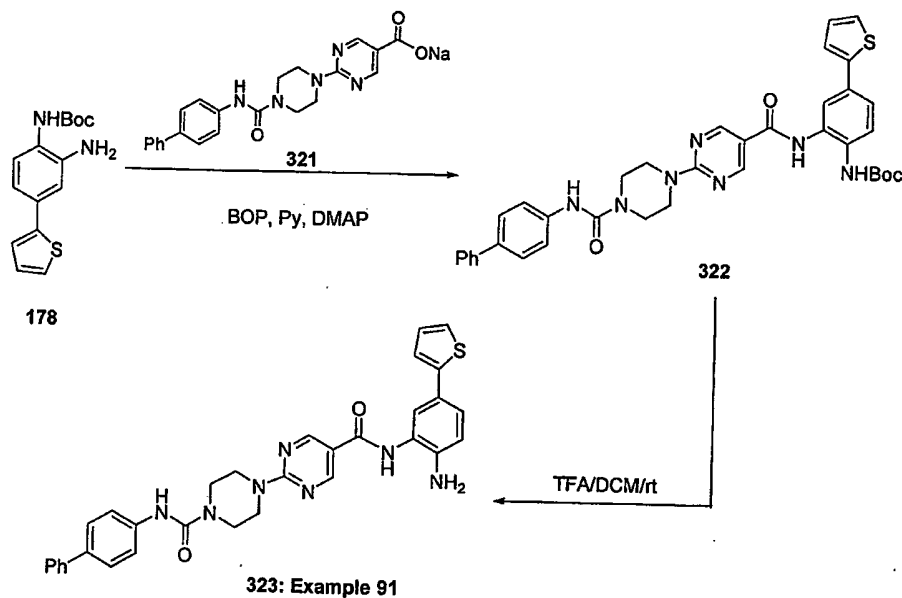
1.2, 3.5 Hz; 1H); 7.01 (dd; J= 3.5, 5.1 Hz; 1H); 6.74 (d, J= 8.2 Hz, 1H); 5.16 (bs, 2H); 3.96 (t, J= 4.3 Hz, 4H); ; 3.07 (t, J= 4.3 Hz, 4H); MS: calc: 570.7; found: 571.3 (M+H)

Example 91



2-[4-(Biphenyl-4-ylcarbonyl)-piperazin-1-yl]-pyrimidine-5-carboxylic acid (2-amino-5-thiophen-2-yl-phenyl)-amide (323)

Scheme 71



Step 1: [2-({2-[4-(Biphenyl-4-ylcarbonyl)-piperazin-1-yl]-pyrimidine-5-carbonyl}-amino)-4-thiophen-2-yl-phenyl]-carbamic acid tert-butyl ester (322)

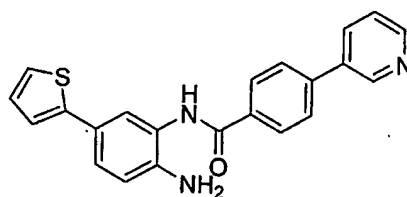
[0534] Following the same procedure as described in Example 52, step 1 (scheme 37) but substituting compound **182** for 2-[4-(biphenyl-4-ylcarbonyl)-piperazin-1-yl]-pyrimidine-5-carboxylic acid sodium salt (**321**, WO 03/076421) the title compound **322** was obtained in 29% yield. ¹H NMR: (400.2 MHz, DMSO) δ (ppm): 9.78 (bs, 1H); 8.93 (s, 2H); 8.75 (bs, 1H); 8.67 (bs, 1H); 7.76 (d, J= 2.0 Hz, 1H); 7.67 (d, J= 8.4 Hz, 1H); 7.63 (d, J= 1.2 Hz, 1H); 7.61 (m, 1H); 7.57 (m, 4H); 7.50 (m,

2H); 7.42 (m, 3H); 7.29 (m, 1H); 7.11 (dd; J= 3.5, 5.1 Hz; 1H); 3.94 (t, J= 4.5 Hz, 4H);); 3.60 (t, J= 4.5 Hz, 4H); 1.47 (s, 9H). MS: calc: 675.8; found: 698.5 (M+Na)

Step 2: **2-[4-(Biphenyl-4-ylcarbonyl)-piperazin-1-yl]-pyrimidine-5-carboxylic acid (2-amino-5-thiophen-2-yl-phenyl)-amide (323)**

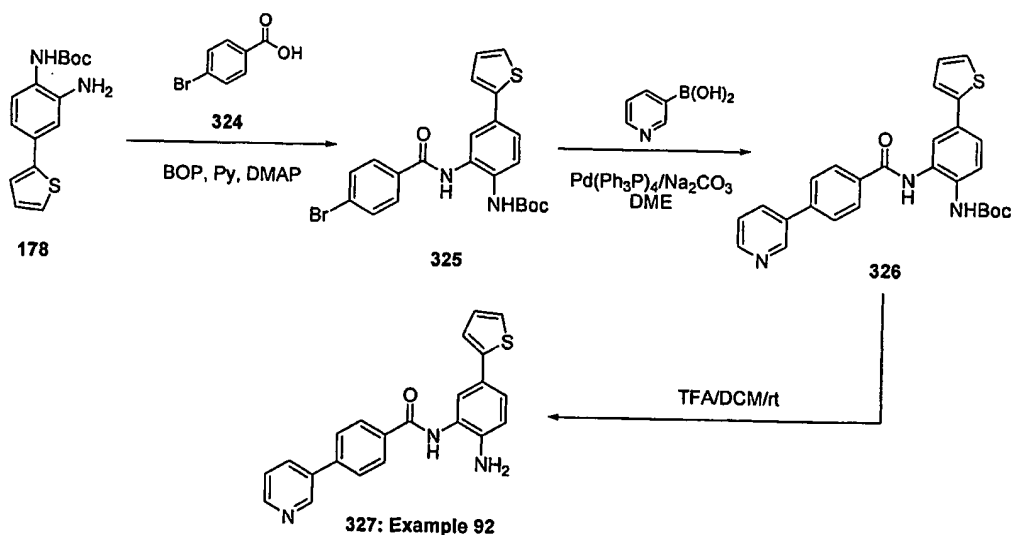
[0535] Following the same procedure as described in Example 52, step 2 (scheme 37) but substituting compound **183** for compound **322** the title compound **323** was obtained in 99% yield. ¹H NMR: (400.2 MHz, DMSO) δ (ppm): 9.59 (bs, 1H); 8.93 (s, 2H); 8.75 (bs, 1H); 7.63 (d, J= 1.2 Hz, 1H); 7.61 (m, 1H); 7.57 (m, 4H); 7.41 (m, 3H); 7.33 (dd; J= 1.2, 5.1 Hz; 1H); 7.29 (m, 2H); 7.23 (dd; J= 1.2, 2.5 Hz; 1H); 7.03 (dd; J= 3.7, 5.1 Hz; 1H); 6.78 (d, J= 8.2 Hz, 1H); 5.22 (bs, 2H); 3.93 (t, J= 3.9 Hz, 4H);); 3.60 (t, J= 3.9 Hz, 4H). MS: calc: 575.7; found: 576.3 (M+H)

Example 92



N-(2-Amino-5-(thiophen-2-yl)phenyl)-4-(pyridin-3-yl)benzamide (327)

Scheme 72



Step 1. **tert-Butyl 2-(4-bromobenzamido)-4-(thiophen-2-yl)phenylcarbamate (325)**

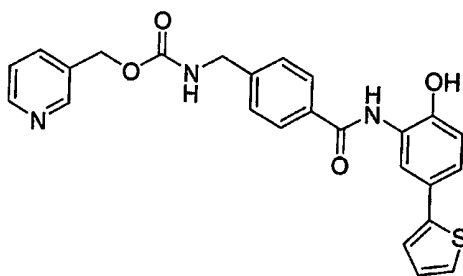
[0536] Following the same procedure as in Example 52, step 1 (scheme 37) but substituting compound **182** for compound **324** title compound **325** was obtained in 47% yield. ¹H NMR: (400 MHz, DMSO-d₆) δ (ppm): 9.94 (s, 1H), 8.72 (s, 1H), 7.91 (d, J=8.6 Hz, 2H), 7.76 (d, J= 8.2, 2H), 7.75 (d, J= 2.2 Hz, 1H), 7.62 (d, J=8.9 Hz, 1H), 7.51 (dd, J=4.9, 1.2 Hz, 1H), 7.50 (dd, J=8.6, 2.2 Hz, 1H), 7.44 (d, J=3.7, 1.2 Hz, 1H), 7.11 (dd, J=5.1, 3.5 Hz, 1H), 1.45 (s, 9H). LRMS: (m/z): 495.1/497.1 ((M/M+2)+23).

Steps 2 and 3. **N-(2-Amino-5-(thiophen-2-yl)phenyl)-4-(pyridin-3-yl)benzamide (327)**

[0537] Following the same procedure as in Example 29, step 1 (scheme 21) but substituting bromide **114** for the bromide **325** and using 3-pyridine boronic acid as a coupling partner, (Suzuki coupling) the compound **326** was obtained and used without purification for the next step.

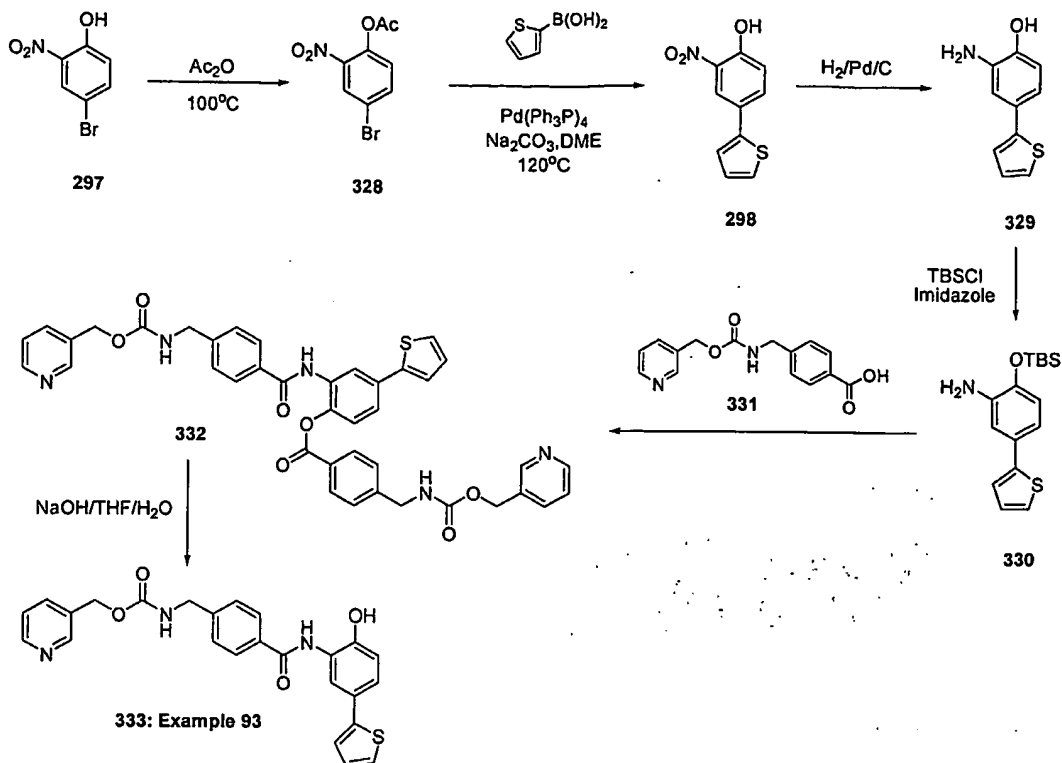
[0538] Following the same procedure as in Example 52, step 2 (scheme 37) but replacing compound **183** by compound **326** the title compound **327** was obtained (14% yield over the two steps). ¹H NMR: (400 MHz, DMSO-d₆) δ (ppm): 9.80 (s, 1H), 8.98 (d, J=2.2 Hz, 1H), 8.60 (dd, J=4.7, 1.6 Hz, 1H), 8.17 (d, J=8.6 Hz, 1H), 8.12 (d, J=8.0 Hz, 2H), 7.90 (d, J=8.6 Hz, 2H), 7.52 (dd, J=7.2, 4.1 Hz, 1H), 7.48 (s, 1H), 7.35 (d, J=4.1 Hz, 1H), 7.29 (dd, J=8.4, 2.3 Hz, 1H), 7.24 (d, J=3.3 Hz, 1H), 7.04 (dd, J=5.1, 1.4, 1H), 6.80 (d, J=8.2 Hz, 1H), 5.19 (s, 2H). LRMS: (m/z): 372.3 (MH⁺).

Example 93



(Pyridin-3-yl) methyl 4-(2-hydroxy-5-(thiophen-2-yl) phenylcarbamoyl) benzyl carbamate (333)

Scheme 73



Step 1. 4-Bromo-2-nitrophenyl acetate (328)

[0539] A solution of 4-bromo-2-nitrophenol (**297**, 1.00g, 4.59 mmol) (scheme 65) in acetic anhydride (10 mL) was heated in a pressure vessel at 130-140°C for 16h. Most of the solvent was evaporated *in vacuo* and the resulting oil was kept in the freezer for 3 days. Crystallization occurred while thawing. The white crystals were suspended in a mixture of EtOAc/hexanes (9:1) and collected by filtration affording the title compound **328** (1.03 g, 87% yield). ¹H NMR: (400 MHz, DMSO-d₆) δ (ppm): 8.33 (d, J=2.3 Hz, 1H), 8.02 (dd, J=8.6, 2.3 Hz, 1H), 7.45 (d, J=8.6 Hz, 1H), 2.33 (s, 3H). LRMS: (m/z): 282.0/284.0 ((M⁺/M+2)+23).

Step 2. 2-Nitro-4-(thiophen-2-yl)phenol (298)

[0540] Following the same procedure as in Example 44, step 2 (scheme 32) but substituting bromide **155** for bromide **328** (1.00 g, 3.85 mmol) and boronate **116** for 2-thiophene boronic acid (517 mg, 4.04 mmol) and heating at 120°C, the title compound **298** was obtained (270 mg, 32% yield). ¹H NMR: (DMSO-d₆) δ (ppm): 11.21 (bs, 1H), 8.07 (d, J=2.3Hz, 1H), 7.80 (dd, J=8.6, 2.3 Hz,

1H), 7.49 (dd, J=3.5, 1.2 Hz, 1H), 7.16 (d, J=8.6 Hz, 1H), 7.11 (dd, J=5.1, 3.5 Hz, 1H), 7.07 (d, J=8.8 Hz, 1H).

Step 3. **2-Amino-4-(thiophen-2-yl)phenol (329)**

[0541] Following the same procedure as in Example 51, step 3 (scheme 37) but substituting compound **177** for compound **298** (270 mg, 1.22 mmol), the title compound **329** was obtained (233 mg, 100% yield). ¹H NMR: (DMSO-d₆) δ (ppm): 9.21 (bs, 1H), 7.33 (dd, J=5.1, 1.0 Hz, 1H), 7.14 (dd, J=3.5, 1.2 Hz, 1H), 7.01 (dd, J=5.1, 3.5 Hz, 1H), 6.85 (d, J=2.2 Hz, 1H), 6.63 (d, J=8.0 Hz, 1H), 6.53 (d, J=8.2 Hz, 1H), 4.65 (bs, 2H). LRMS: (m/z): 192.1 (MH⁺).

Step 4. **O-tert-Butyldimethylsilyl-2-amino-4-(thiophen-2-yl)phenol (330)**

[0542] Following the same procedure as in Example 19, step 2 (scheme 17) but substituting compound **90** for compound **329** (233 mg, 1.22 mmol), the title compound **330** was obtained (211 mg, 57% yield). ¹H NMR: (DMSO-d₆) δ (ppm): 7.75 (dd, J=5.1, 1.2 Hz, 1H), 7.66 (dd, J=3.5, 1.2 Hz, 1H), 7.50 (d, J=2.2 Hz, 1H), 7.47 (dd, J=5.3, 3.7 Hz, 1H), 7.28 (dd, J=8.2, 2.2 Hz, 1H), 7.21 (d, J=8.2 Hz, 1H), 4.88 (bs, 2H), 1.50 (s, 9H), 0.73 (s, 6H). LRMS: (m/z): 306.3 (MH⁺).

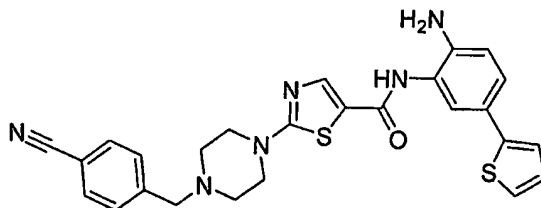
Steps 5 and 6: **(Pyridin-3-yl)methyl 4-(2-hydroxy-5-(thiophen-2-yl)phenylcarbamoyl)benzylcarbamate (333)**

[0543] To a solution of acid **331** (383 mg, 0.691 mmol) (US 6,174,905 B1) in DMF (6 mL) was added Et₃N (194 μL, 1.39 mmol) and BOP (954 mg, 2.08 mmol). The mixture was stirred for 15 min. and a solution of compound **330** (211 mg, 0.691 mmol) in DMF (4 mL) was added followed by Et₃N (510 μL, 3.66 mmol). The mixture was stirred for 16 hours at rt and then concentrated *in vacuo* at 80°C. The residue was partitioned between EtOAc and H₂O, the organic phase was extracted twice with HCl 1N and the combined acidic extracts were neutralized with saturated NaHCO₃. A precipitate formed which was extracted with EtOAc; the extract was washed with brine, dried over MgSO₄, filtered and concentrated. The resulting material was purified by flash chromatography using as an eluent a mixture MeOH/DCM with increasing polarity (7:93 to 10:90) affording the intermediate compound **332** (99 mg, 20% yield). ¹H NMR: (DMSO-d₆) δ (ppm): 10.11 (s, 1H), 8.56 (bs, 2H), 8.51 (bs, 2H), 8.02 (d, J=7.8 Hz, 2H), 7.92-7.90 (m, 2H), 7.79 (d, J=8.2 Hz, 2H), 7.76-7.74 (m, 2H), 7.61 (d, J=7.4 Hz, 1H), 7.57 (d, J=5.1 Hz, 1H), 7.53 (d, J=3.5 Hz, 1H), 7.41 (d, J=8.2 Hz, 2H), 7.38 (d, J=7.8 Hz, 2H), 7.29 (d, J=8.2 Hz, 1H), 7.27 (d, J=5.9 Hz, 1H), 7.16 (dd, J=5.1, 3.7 Hz,

1H), 5.08 (s, 2H), 5.07 (s, 2H), 4.28 (d, J=7.2 Hz, 2H), 7.23 (d, J=5.5 Hz, 2H). LRMS: (m/z): 728.3 (MH⁺).

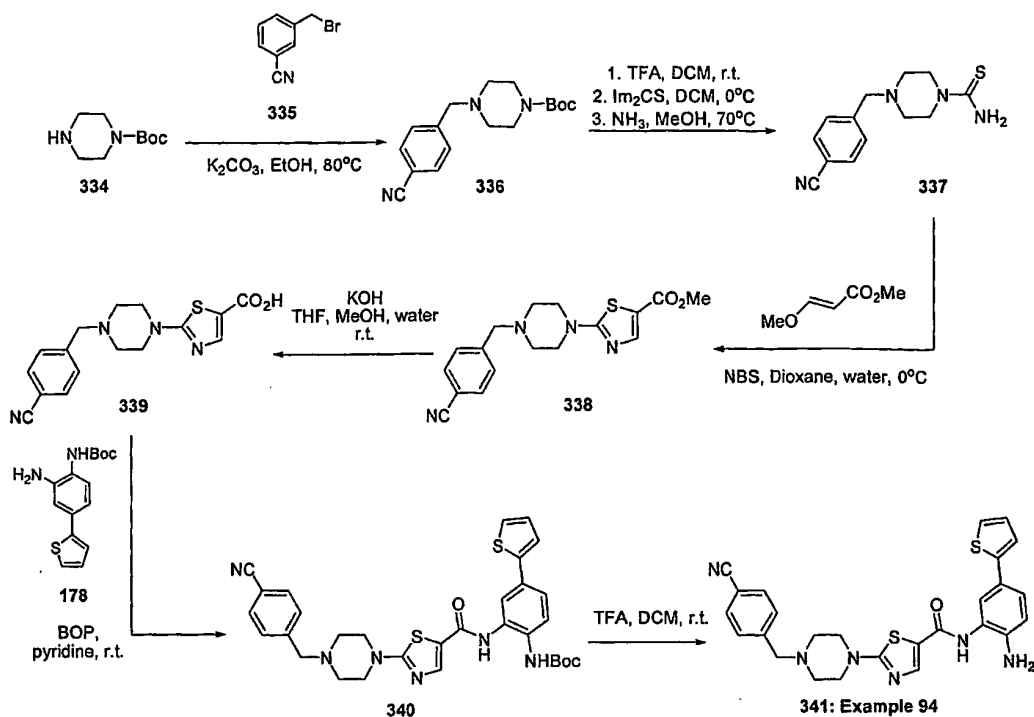
[0544] To a solution of compound **332** (10 mg, 0.0137mmol) in THF (500 μ L) was added excess NaOH (500 μ L of a solution prepared by dissolving one pellet in 1mL of H₂O). The mixture was stirred at 60°C for 1 h, partitioned between EtOAc and H₂O. The aqueous layer was extracted with EtOAc and the organic phase was extracted with HCl 1N. The acidic extract was neutralized with saturated NaHCO₃ to form a precipitate which was extracted with EtOAc; the extract was washed with brine, dried over MgSO₄, filtered and concentrated. The resulting material was purified by preparative TLC using MeOH/DCM (7:93) affording the title compound **333** (2.9 mg, 46% yield). ¹H NMR: (Acetone-d₆) δ (ppm): 9.37 (bs, 1H), 9.35 (bs, 1H), 8.47 (d, J=1.2 Hz, 8.38 (d, J=3.9 Hz, 1H), 7.97 (s, 1H), 7.87 (d, J=8.4 Hz, 2H), 7.64 (d, J=7.4 Hz, 1H), 7.35 (d, J=8.2 Hz, 2H), 7.25 (dd, J=8.4, 2.3 Hz, 1H), 7.22 (dd, J=5.1, 1.2 Hz, 1H), 7.16 (dd, J=3.7, 1.2 Hz, 1H), 6.93 (d, J=8.1 Hz, 1H), 6.93 (d, J=1.6 Hz, 1H), 6.86 (d, J=8.4 Hz, 1H), 5.01 (s, 2H), 4.31 (d, J=6.3 Hz, 2H). LRMS: (m/z): 460.2 (MH⁺).

Example 94



2-(4-(4-Cyanobenzyl)piperazin-1-yl)-N-(2-amino-5-(thiophen-2-yl)phenyl)thiazole-5-carboxamide (341)

Scheme 74

Step 1: **tert-Butyl 4-(4-cyanobenzyl)piperazine-1-carboxylate (336)**

[0545] A solution of tert-butyl piperazine-1-carboxylate (**334**, 1 g, 5.37 mmol), 3-(bromomethyl)benzonitrile (**335**, 1.26 g, 6.45 mmol) and K_2CO_3 (1.48 g, 10.74 mmol) in EtOH (20 mL) was refluxed for four hours. The reaction mixture was then concentrated, diluted with EtOAc (20 mL) and washed with water (20 mL). The organic phase was separated, dried with Na_2SO_4 , filtered and concentrated. Crude product was purified by flash chromatography using the gradient 10%-25% EtOAc in hexanes as an eluent to afford the title compound **336** (1.374 g 85%). MS: calc: 301.3; found: 302.1 (M+H)

Step 2: **4-(4-Cyanobenzyl)piperazine-1-carbothioamide (337)**

[0546] A solution of tert-butyl 4-(4-cyanobenzyl)piperazine-1-carboxylate (**336**, 1.374 g, 4.56 mmol) in DCM (5 mL) and TFA (5 mL) was stirred at room temperature for one hour. The reaction mixture was concentrated and the residue was added to a solution of thiocarbonyldiimidazole (1.21 g, 6.84 mmol, 1.5 equiv.) in dry DCM (20 mL) under N_2 at 0°C. Obtained solid was diluted with MeOH (20 mL) and transferred to a pressure vial. Ammonia gas was bubbled in for 10 min and the flask

was capped and stirred at 80°C for two days. The reaction mixture was concentrated and purified by flash chromatography using 60% EtOAc in hexane as an eluent, to afford the title compound **337** (593 mg, 50% yield). MS: calc: 260.1; found: 261.2(M+H)

Step 3: **Methyl 2-(4-(4-cyanobenzyl)piperazin-1-yl)thiazole-5-carboxylate (338)**

[0547] A solution of (E)-methyl 3-methoxyacrylate (290 mg, 2.80 mL, 2.51 mmol) in 1:1 mixture of dioxane/water (4 mL) was treated with NBS (507 mg, 2.85 mmol) at 0°C and stirred for 1 hour. The mixture was transferred to a flask containing the thioamide **337** (593 mg, 2.28 mmol) at room temperature and the resulting mixture was refluxed for 1.5 hours. It was cooled down, quenched by adding saturated NH₄Cl solution (5 mL) and concentrated. Obtained material was partitioned between EtOAc and water. Organic phase was dried with Na₂SO₄, filtered and concentrated. The crude product was purified by flash chromatography using 60% EtOAc in hexanes as an eluent, to afford the title compound **338** (602 mg, 77% yield). MS: calc: 342.1; found: 343.1(M+H)

Step 4: **2-(4-(4-Cyanobenzyl)piperazin-1-yl)thiazole-5-carboxylic acid (339)**

[0548] 1:1:1 solution of THF/water/MeOH (9 mL) of ester **338** (602 mg, 1.76 mmol) and KOH (600 mg, 10.71 mmol, 6 equiv.) was stirred at room temperature for 1 hour. The reaction mixture was then concentrated and partitioned between ether and water. Aqueous layer was collected and acidified with 1M HCl solution to pH=3 and extracted with EtOAc (3x5 mL). Organic phase was dried with Na₂SO₄, filtered and concentrated. Crude product **339** (WO 03/092686) was used directly in the next step. MS: calc: 328.1; found: 329.1 (M+H)

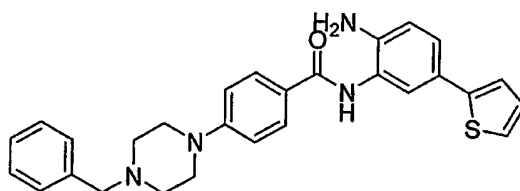
Step 5: **tert-Butyl 2-(2-(4-(4-cyanobenzyl)piperazin-1-yl)thiazole-5-carboxamido)-4-(thiophen-2-yl)phenylcarbamate (340)**

[0549] A solution of acid **339** (113 mg, 0.34 mmol) amine **178** (100 mg, 0.34 mmol) and BOP (152 mg, 0.34 mmol) in pyridine (2 mL) was stirred at room temperature overnight. The reaction mixture was concentrated and purified by flash chromatography using gradient eluent 50%-75% EtOAc in hexanes to afford the title compound **340** (96 mg, 47% yield). MS: calc: 600.1; found: 601.3 (M+H)

Step 6: **2-(4-(4-Cyanobenzyl)piperazin-1-yl)-N-(2-amino-5-(thiophen-2-yl)phenyl) thiazole-5-carboxamide (341)**

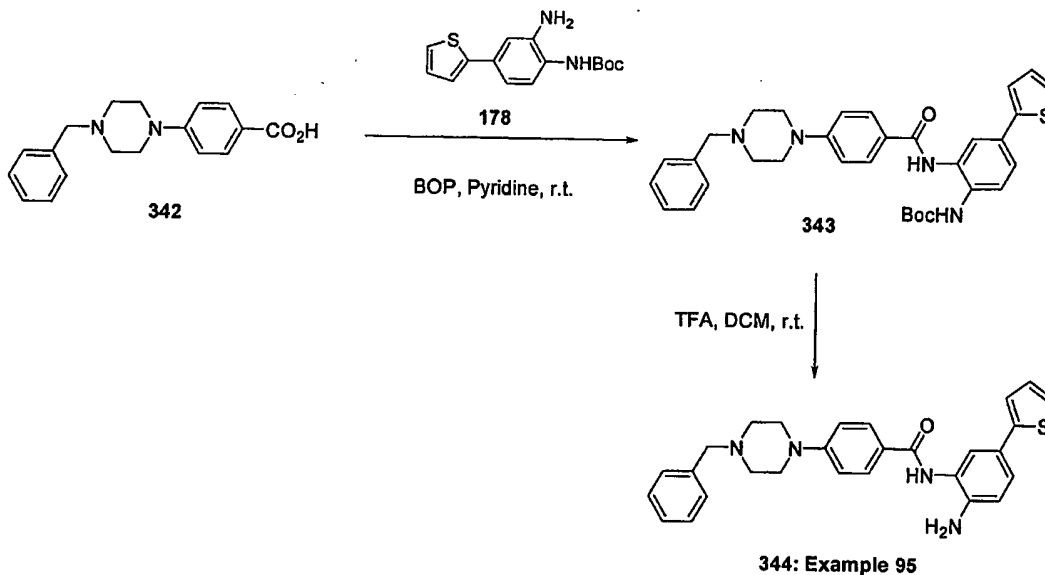
[0550] A solution of compound **340** (96 mg, 0.16 mmol) in 1:1 DCM/TFA (6 mL) was stirred at room temperature for 1 hour. The mixture was concentrated and purified by flash chromatography using EtOAc as an eluent, to afford the title compound **341** (47 mg, 59 % yield). ¹H NMR: (400.2 MHz, CD₃OD) δ (ppm): 7.95 (br.s, 1H), 7.75 (m, 1H), 7.68 (m, 2H), 7.53 (t, 1H, J=7.6 Hz), 7.42 (s, 1H), 7.33 (d, 1H, J=8.2 Hz), 7.20 (m, 2H), 7.00 (m, 1H), 6.87 (d, 1H, J=8.3 Hz), 3.72 (s, 2H), 3.60 (m, 4H), 2.68 (m, 4H). MS: calc: 500.1; found: 501.2 (M+H)

Example 95



N-(2-Amino-5-(thiophen-2-yl)phenyl)-4-(4-benzylpiperazin-1-yl)benzamide (344)

Scheme 75



Step 1: **tert-Butyl 2-(4-(4-benzylpiperazin-1-yl)benzamido)-4-(thiophen-2-yl)phenylcarbamate (343)**

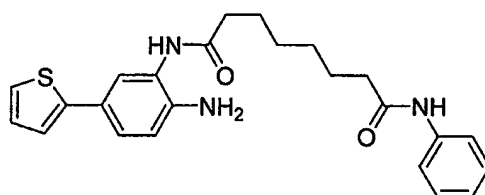
[0551] Following the procedure as described in Example 94, step 5 (scheme 74) but substituting 2-(4-(4-cyanobenzyl)piperazin-1-yl)thiazole-5-carboxylic acid (**339** WO 03/092686) for 4-(4-

benzylpiperazin-1-yl)benzoic acid (**342**, WO 03/087057) the title compound **343** was obtained in 18% yield. MS: calc: 568.2; found: 569.3 (M+H)

Step 2: **N-(2-Amino-5-(thiophen-2-yl)phenyl)-4-(4-benzylpiperazin-1-yl)benzamide (344)**

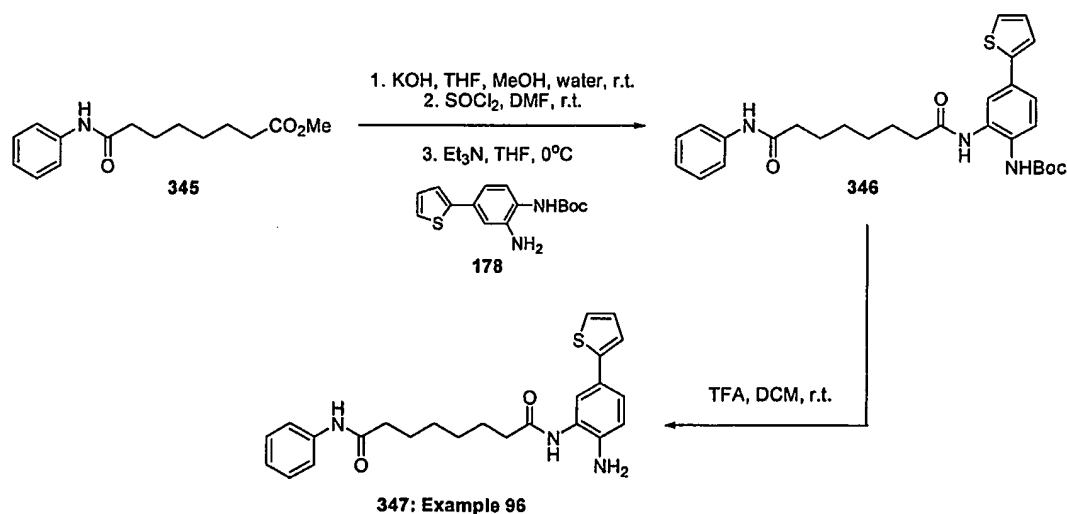
[0552] A solution of compound **343** (36 mg, 0.06 mmol) in 1:1 DCM/TFA (6 mL) was stirred at room temperature for 1 hour. The mixture was concentrated and partitioned between water and EtOAc. Organic phase was washed with NaHCO₃ solution, dried with Na₂SO₄, filtered and concentrated to afford the title compound **344** (5 mg, 17% yield). ¹H NMR: (400.2 MHz, CDCl₃) δ (ppm): 2.625 (t, J=5Hz, 4H), 3.35 (t, J=5Hz, 4H), 3.59 (s, 2H), 4.00 (s, 2H), 6.84 (d, J=8Hz, 1H), 6.90 (d, J=9Hz, 2H), 7.01 (m, 1H), 7.16 (m, 2H), 7.25 (m, 6H), 7.50 (s, 1H), 7.75 (s, 1H), 7.81 (d, J=9Hz, 2H). MS: calc: 468.0; found: 469.0 (M+H)

Example 96



N1-(2-amino-5-(thiophen-2-yl)phenyl)-N8-phenyloctanediamide (347)

Scheme 76



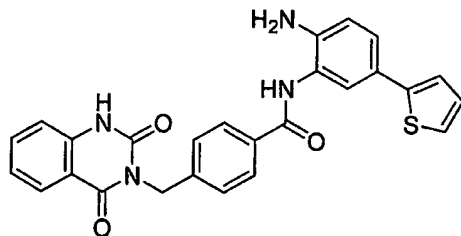
Step 1: **tert-Butyl 2-(N1-phenyloctanediamido)-4-(thiophen-2-yl)phenylcarbamate (346)**

[0553] A solution of methyl 7-(phenylcarbamoyl)heptanoate (**345**, US Patent 5,369,108) (124 mg, 0.46 mmol) and KOH (100 mg, 1.77 mmol) in THF/water/MeOH (1:1:1, 9 mL) was stirred at room temperature for 1 hour. The reaction mixture was then concentrated and partitioned between ether and water. Aqueous layer was collected, acidified with 1M HCl solution to pH=3 and extracted with EtOAc (3x5 mL). Combined organic phase was dried with Na₂SO₄, filtered and concentrated. Crude acid was diluted in thionyl chloride (3 mL) and DMF (1 drop) and stirred at room temperature for 20 min. The reaction mixture was concentrated *in vacuo*, diluted with THF (3 mL) and cooled to 0°C. It was treated with Et₃N (62 mg, 86 μ L, 0.61 mmol) and amine **178** (120 mg, 0.41 mmol) and stirred at 0°C for 30 min. The reaction mixture was quenched by the addition of saturated NH₄Cl solution and extracted with EtOAc (3x3 mL). Combined organic phase was dried with Na₂SO₄, filtered and concentrated. Crude product was purified by flash chromatography using 50% EtOAc in hexanes as an eluent, to afford the title compound **346** (111 mg, 52% yield). MS: calc: 521.2; found: 522.3 (M+H)

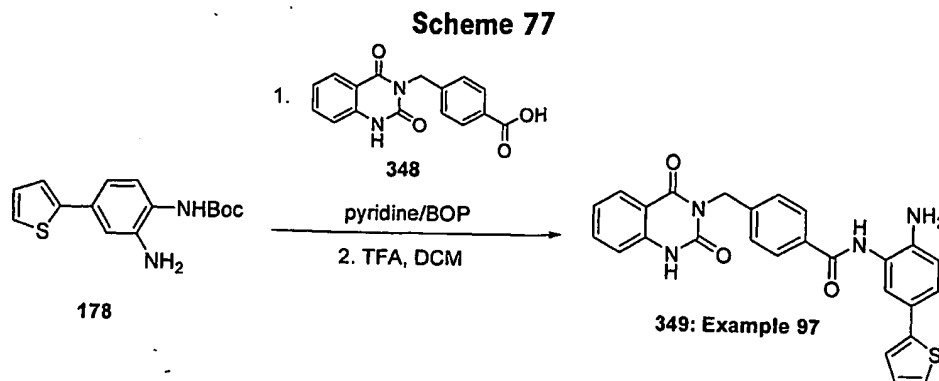
Step 2: **N1-(2-Amino-5-(thiophen-2-yl)phenyl)-N8-phenyloctanediamide (347)**

[0554] A solution of compound **346** (111 mg, 0.06 mmol) in 2:1 DCM/TFA (3 mL) was stirred at room temperature for 1 hour. The mixture was quenched by addition of saturated NaHCO₃ solution and extracted with DCM. Organic phase was dried with Na₂SO₄, filtered and concentrated. Crude product was purified by flash chromatography using EtOAc as an eluent to afford the title compound **347** (20 mg, 22% yield). ¹H NMR: (400.2 MHz, CD₃OD) δ (ppm): 7.51 (br.s, 2H), 7.38 (s, 1H), 7.16-7.27 (m, 5H), 6.9-7.1 (m, 2H), 6.84 (m, 1H), 2.42 (m, 4H), 1.76 (m, 4H), 1.49 (m, 4H). MS: calc: 421.2; found: 422.2 (M+H)

Example 97



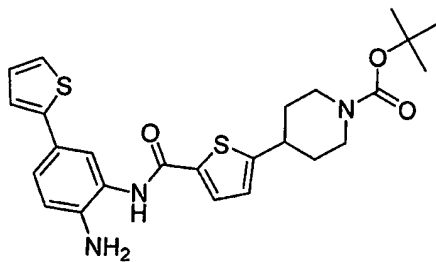
N-(2-Amino-5-(thiophen-2-yl)phenyl)-4-((1,2-dihydro-2,4-dioxoquinazolin-3(4H)-yl)methyl)benzamide (349)



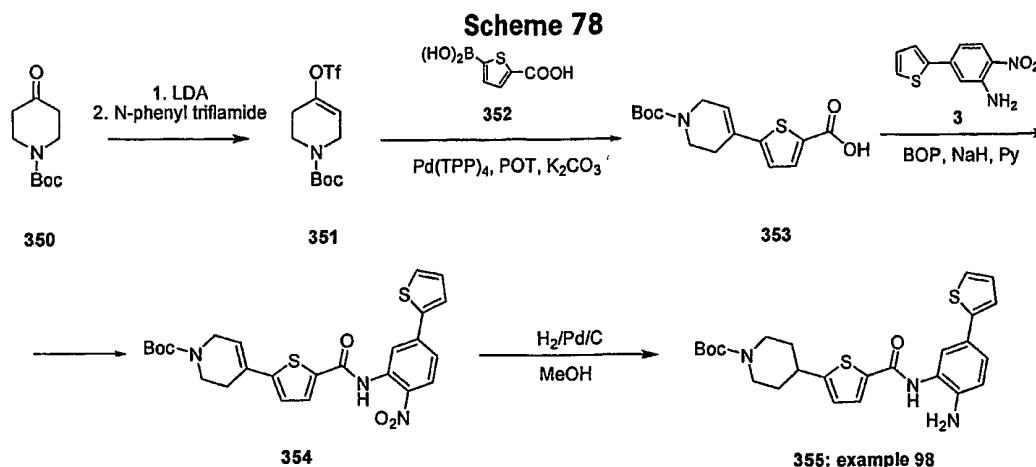
Steps 1 and 2: **N-(2-Amino-5-(thiophen-2-yl)phenyl)-4-((1,2-dihydro-2,4-dioxoquinazolin-3(4H)-yl)methyl)benzamide (349)**

[0555] Following the same procedures as described in Example 52, steps 1 and 2 (scheme 37) but substituting acid **182** for 4-((1,2-dihydro-2,4-dioxoquinazolin-3(4H)-yl)methyl)benzoic acid **348** (WO 03/024448 or JP 2003137866A); the title compound **349** was obtained in 55% yield. ¹H NMR (DMSO-d₆) δ(ppm): 11.57 (s, 1H), 9.81 (s, 1H), 7.95-7.92 (m, 3H), 7.68 (td, J=7.2, 1.4 Hz, 1H), 7.48 (d, J=1.8 Hz, 1H), 7.42 (d, J=8.2 Hz, 2H), 7.38 (d, J=5.1 Hz, 1H), 7.34 (dd, J=8.2, 2.0 Hz, 1H), 7.27 (d, J=3.3 Hz, 1H), 7.24-7.20 (m, 2H), 7.05 (dd, J=4.9, 3.5 Hz, 1H), 6.89 (d, J=8.4 Hz, 1H), 5.17 (s, 2H). (The NH₂ group is missing, overlapped by H₂O). MS (m/z): 468.53 (calc) 469.2 (MH⁺) (found).

Example 98



tert-Butyl 4-(5-(2-amino-5-(thiophen-2-yl)phenyl)carbamoyl)thiophen-2-yl)piperidine-1-carboxylate (355)



Step 1: 1-(tert-Butoxycarbonyl)-1,2,3,6-tetrahydropyridin-4-yl trifluoromethanesulfonate (351)

[0556] Butyl lithium (14.96 mmol, 1.4M, 2.09 mL) and diisopropyl amine (14.96 mmol, 10.68 mL) were added to dry THF at -78°C to generate LDA in solution. Tert-butyl 4-oxopiperidine-1-carboxylate (**350**, 2.71g, 13.6 mmol) in THF (10 mL) was added to the LDA solution. The resulting reaction mixture was warmed to room temperature and allowed to stir for additional 30 minutes, cooled to -78°C once again, and *N*-phenyltrifluoromethanesulfonimide (5.1g, 14.3 mmol) solution in THF was added via syringe. The combined reaction mixture was warmed to room temperature and allowed to stir for 3 additional hours, quenched with water (50 mL) and extracted with ethyl acetate (2 x 50 mL). The extract was dried over sodium sulfate, evaporated and the residue was purified by flash chromatography on silica gel, eluent 7:1 mixture hexanes-ethyl acetate, to afford the title compound **351** as light yellow oil (2.55g, 57% yield). $^1\text{H-NMR}$ (DMSO) δ : 6.00 (s, 1H), 3.97 – 3.96 (m, 2H), 3.53 (t, $J=5.7$ Hz, 2H), 2.41 – 2.40 (m, 2H), 1.41 (s, 9H).

Step 2: 5-(1-(tert-butoxycarbonyl)-1,2,3,6-tetrahydropyridin-4-yl)thiophene-2-carboxylic acid (353)

[0557] To a stirred solution of **351** (1.1 g, 3.32 mmol) and **352** (571 mg, 3.32 mmol) in a 2:1 mixture of DME-water (30 mL), was added $\text{Pd}(\text{PPh}_3)_4$ (268 mg, 0.232 mmol), tri-*o*-tolyl phosphine (71 mg, 0.232 mmol) and potassium carbonate (1.38 g, 9.96 mmol). The reaction mixture was degassed with nitrogen for 5 minutes and stirred at 80°C for 15 hours, cooled, treated with water (50 mL) and extracted with ethyl acetate (2 x 40 mL). The organic layer was separated, dried with

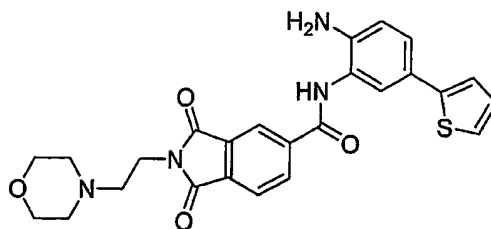
sodium sulfate and evaporated under reduced pressure to form a residue which was purified by flash chromatography, eluting with a gradient solvent system from 2:1 hexanes-ethyl acetate to 1:1 hexanes-ethyl acetate. A subsequent trituration was performed with 10% ethyl acetate in hexanes for 15 minutes to afford **353** as a beige solid (330 mg, 33% yield). ¹H NMR: (DMSO) δ 7.60 (d, J=2.2 Hz, 1H), 7.14 (d, J=3.7 Hz, 1H), 6.28 – 6.29 (m, 1H), 4.00 – 3.99 (m, 2H), 3.52 (t, J=5.9 Hz, 2H), 2.45 – 2.46 (m, 2H), 1.42 (s, 9H).

Step 3: tert-Butyl 4-(5-(2-nitro-5-(thiophen-2-yl)phenylcarbamoyl)thiophen-2-yl)-5,6-dihydropyridine-1(2H)-carboxylate (354)

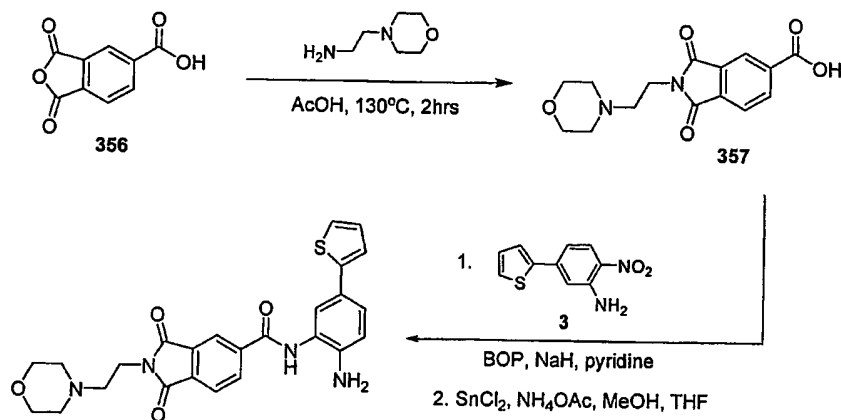
[0558] Compound **353** (270 mg, 0.87 mmol), 2-nitro-5-(thiophen-2-yl)benzenamine (**3**, 193 mg, 0.87 mmol), and BOP (386 mg, 0.87 mmol) were dissolved in dry pyridine (10 mL). Sodium hydride (140 mg, 3.50 mmol) was added and the resulting solution was stirred at room temperature for 2 hours, quenched with glacial acetic acid (1 mL), and the pyridine was removed under reduced pressure. Water (50 mL) was added and the mixture was extracted with ethyl acetate (2 x 50 mL). The extract was dried with sodium sulphate and evaporated to yield a residue which was triturated with ethyl acetate for 15 minutes, to afford the title compound **354** as a yellow solid (270 mg, 61% yield). ¹H NMR: (DMSO) δ 10.79 (s, 1H), 8.06 – 8.04 (m, 2H), 7.86 (d, J=3.9 Hz, 1H), 7.75 – 7.68 (m, 3H), 7.25 – 7.20 (m, 2H), 6.32 (s, 1H), 4.04 – 4.01 (m, 2H), 3.54 (t, J=5.3 Hz, 2H), 1.43 (s, 9H).

Step 4: tert-Butyl 4-(5-(2-amino-5-(thiophen-2-yl)phenylcarbamoyl)thiophen-2-yl)piperidine-1-carboxylate (355)

[0559] To a stirred solution of **354** (270 mg, 0.53 mmol) in methanol (25 mL) was added 10 % palladium on charcoal (150 mg). The resulting mixture was purged with H₂ gas and stirred under a hydrogen atmosphere for 3 days, filtered through a celite pad, evaporated and purified by flash chromatography, eluent 1:1 hexanes-ethyl acetate, to afford the title compound **355** as a white solid (24 mg, 10% yield). ¹H NMR: (CD₃OD) δ 7.73 (d, J=3.3 Hz, 1H), 7.45 (d, J=2.1 Hz, 1H), 7.34 (dd, J=8.2, 2.2 Hz, 1H), 7.23 – 7.19 (m, 2H), 7.01 (dd, J=4.7, 3.7 Hz, 1H), 6.96 (d, J=3.9 Hz, 1H), 6.88 (d, J=8.1 Hz, 1H), 4.17 (d, J=13.1 Hz, 2H), 3.00 – 2.90 (m, 2H), 2.04 (d, J=12.1 Hz, 2H), 1.60 – 1.54 (m, 2H).

Example 99

N-(2-amino-5-(thiophen-2-yl)phenyl)-2-(2-morpholinoethyl)-1,3-dioxisoindoline-5-carboxamide (358)

Scheme 79

358: Example 99

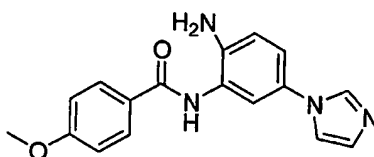
Step 1: 2-(2-Morpholinoethyl)-1,3-dioxisoindoline-5-carboxylic acid (357)

[0560] 1,2,4-Benzenetricarboxylic anhydride (**356**, 0.487g, 2.53 mmol) and 4-(2-aminoethyl)morpholine (0.33g, 2.53 mmol) were allowed to stir 2 hours at 130°C in acetic acid (10 mL). The reaction mixture was then cooled to room temperature and the precipitated solid was collected by filtration, washed with H₂O and dried under vacuum, to afford title compound **357** as a white powder (0.63g, 82% yield). ¹H NMR (DMSO) δ (ppm): 8.26 (dd, J= 7.6, 1.4 Hz, 1H), 8.15 (dd, J= 1.4, 0.6 Hz, 1H), 7.92 (dd, J= 7.6, 0.6 Hz, 1H), 3.73 (t, J= 6.5 Hz, 2H), 3.50 (t, J= 4.5 Hz, 4H), 2.59 (t, J= 6.5 Hz, 2H), 2.47 (overlapped with DMSO, 4H). MS: 304.3 (calc), 305.1 (obs).

Step 2 and 3: **N-(2-Amino-5-(thiophen-2-yl)phenyl)-2-(2-morpholinoethyl)-1,3-dioxisoindoline-5-carboxamide (358)**

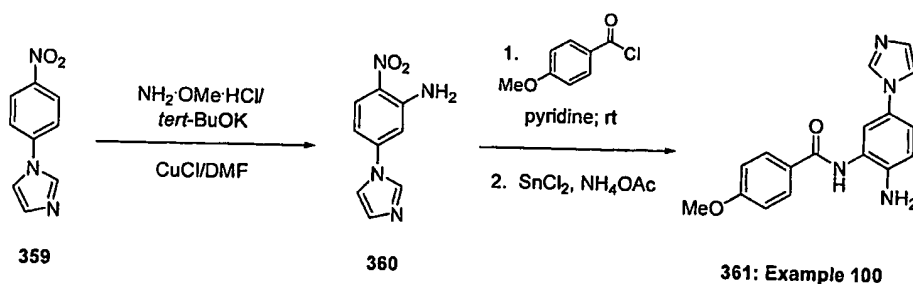
[0561] Following the same procedures outlined in Example 71a, steps 2 and 3 (scheme 54) but substituting 3,4-dimethoxybenzoic acid (**257a**) for compound **357**, the title compound **358** was obtained in 18% yield (over the two steps). ¹H NMR: (DMSO) δ (ppm): 10.03 (s, 1H), 8.45 (s, 1H), 8.38 (d, J= 7.6 Hz, 1H), 7.99 (d, J= 7.6 Hz, 1H), 7.44 (d, J= 2.0 Hz, 1H), 7.32 (dd, J= 11.9, 5.1 Hz, 1H), 7.28 (d, J= 2.0 Hz, 1H), 7.03 (d, J= 4.9 Hz, 1H), 6.78 (d, J= 8.2 Hz, 1H), 5.27 (s, 2H), 3.73 (t, J= 6.3 Hz, 2H), 3.48 (m, 4H), 2.54 (t, J= 6.5 Hz, 2H), 2.41 (m, 4H). MS: 476.15 (calc), 477.2 (obs).

Example 100



N-(2-amino-5-(1H-imidazol-1-yl)phenyl)-4-methoxybenzamide (361)

Scheme 80



Step 1: **5-(1H-imidazol-1-yl)-2-nitrobenzenamine (360)**

[0562] Following the same procedure as described in Example 1, step 1 (scheme 1) but substituting 1-bromo-4-nitrobenzene (**1**) for 1-(4-nitrophenyl)-1H-imidazole (**359**), title compound **360** was obtained in 32% yield. MS: 204.06 (calc), 205.1 (found).

Steps 2 and 3: **N-(2-amino-5-(1H-imidazol-1-yl)phenyl)-4-methoxybenzamide (361)**

[0563] Following the same procedure as described in Example 19, steps 3 and 4 (scheme 17) but substituting compound **91** for compound **360**, the title compound **361** was obtained in 10.5% yield (over 2 steps). ¹H NMR: (DMSO) δ (ppm): 9.62 (s, 1H), 7.96 (d, J= 9.0 Hz, 3H), 7.52 (m, 1H),

7.42 (d, J= 2.5 Hz, 1H), 7.19 (dd, J= 8.6, 2.5 Hz, 1H), 7.04 (d, J= 8.8 Hz, 2H), 7.03 (s, 1H), 6.85 (d, J= 8.4 Hz, 1H), 5.11 (s, 2H), 3.83 (s, 3H). MS: 308.13 (calc), 309.2 (obs).

Pharmaceutical Compositions

[0564] In a second aspect, the invention provides pharmaceutical compositions comprising an inhibitor of histone deacetylase according to the invention and a pharmaceutically acceptable carrier, excipient, or diluent. Compounds of the invention may be formulated by any method well known in the art and may be prepared for administration by any route, including, without limitation, parenteral, oral, sublingual, transdermal, topical, intranasal, intratracheal, or intrarectal. In certain preferred embodiments, compounds of the invention are administered intravenously in a hospital setting. In certain other preferred embodiments, administration may preferably be by the oral route.

[0565] The characteristics of the carrier will depend on the route of administration. As used herein, the term "pharmaceutically acceptable" means a non-toxic material that is compatible with a biological system such as a cell, cell culture, tissue, or organism, and that does not interfere with the effectiveness of the biological activity of the active ingredient(s). Thus, compositions according to the invention may contain, in addition to the inhibitor, diluents, fillers, salts, buffers, stabilizers, solubilizers, and other materials well known in the art. The preparation of pharmaceutically acceptable formulations is described in, e.g., Remington's Pharmaceutical Sciences, 18th Edition, ed. A. Gennaro, Mack Publishing Co., Easton, PA, 1990.

[0566] As used herein, the term pharmaceutically acceptable salts refers to salts that retain the desired biological activity of the above-identified compounds and exhibit minimal or no undesired toxicological effects. Examples of such salts include, but are not limited to acid addition salts formed with inorganic acids (for Example, hydrochloric acid, hydrobromic acid, sulfuric acid, phosphoric acid, nitric acid, and the like), and salts formed with organic acids such as acetic acid, oxalic acid, tartaric acid, succinic acid, malic acid, ascorbic acid, benzoic acid, tannic acid, pamoic acid, alginic acid, polyglutamic acid, naphthalenesulfonic acid, naphthalenedisulfonic acid, and polygalacturonic acid. The compounds can also be administered as pharmaceutically acceptable quaternary salts known by those skilled in the art, which specifically include the quaternary ammonium salt of the formula $-NR^+ Z^-$, wherein R is hydrogen, alkyl, or benzyl, and Z is a counterion, including chloride, bromide, iodide, -O-alkyl, toluenesulfonate, methylsulfonate, sulfonate, phosphate, or carboxylate (such as benzoate, succinate, acetate, glycolate, maleate, malate, citrate, tartrate, ascorbate,

benzoate, cinnamoate, mandeloate, benzyloate, and diphenylacetate). As used herein, the term "salt" is also meant to encompass complexes, such as with an alkaline metal or an alkaline earth metal.

[0567] The active compound is included in the pharmaceutically acceptable carrier or diluent in an amount sufficient to deliver to a patient a therapeutically effective amount without causing serious toxic effects in the patient treated. A preferred dose of the active compound for all of the above-mentioned conditions is in the range from about 0.01 to 300 mg/kg, preferably 0.1 to 100 mg/kg per day, more generally 0.5 to about 25 mg per kilogram body weight of the recipient per day. A typical topical dosage will range from 0.01–3% wt/wt in a suitable carrier. The effective dosage range of the pharmaceutically acceptable derivatives can be calculated based on the weight of the parent compound to be delivered. If the derivative exhibits activity in itself, the effective dosage can be estimated as above using the weight of the derivative, or by other means known to those skilled in the art.

Inhibition of Histone Deacetylase

[0568] In a third aspect, the invention provides a method of inhibiting histone deacetylase in a cell, comprising contacting a cell in which inhibition of histone deacetylase is desired with an inhibitor of histone deacetylase according to the invention. Because compounds of the invention inhibit histone deacetylase, they are useful research tools for *in vitro* study histone deacetylases and their role in biological processes. In addition, the compounds of the invention selectively inhibit certain isoforms of HDAC.

[0569] Measurement of the enzymatic activity of a histone deacetylase can be achieved using known methodologies. For Example, Yoshida et al., *J. Biol. Chem.*, **265**: 17174-17179 (1990), describes the assessment of histone deacetylase enzymatic activity by the detection of acetylated histones in trichostatin A treated cells. Taunton et al., *Science*, **272**: 408-411 (1996), similarly describes methods to measure histone deacetylase enzymatic activity using endogenous and recombinant HDAC-1.

[0570] In some preferred embodiments, the histone deacetylase inhibitor interacts with and reduces the activity of all histone deacetylases in the cell. In some other preferred embodiments according to this aspect of the invention, the histone deacetylase inhibitor interacts with and reduces the activity of fewer than all histone deacetylases in the cell. In certain preferred embodiments, the inhibitor interacts with and reduces the activity of one histone deacetylase (e.g., HDAC-1), but does not interact with or reduce the activities of other histone deacetylases (e.g., HDAC-2, HDAC-3, HDAC-

4, HDAC-5, HDAC-6, HDAC-7, and HDAC-8). As discussed below, certain particularly preferred histone deacetylase inhibitors are those that interact with, and reduce the enzymatic activity of, a histone deacetylase that is involved in tumorigenesis. Certain other preferred histone deacetylase inhibitors interact with and reduce the enzymatic activity of a fungal histone deacetylase.

[0571] Preferably, the method according to the third aspect of the invention causes an inhibition of cell proliferation of the contacted cells. The phrase "inhibiting cell proliferation" is used to denote an ability of an inhibitor of histone deacetylase to retard the growth of cells contacted with the inhibitor as compared to cells not contacted. An assessment of cell proliferation can be made by counting contacted and non-contacted cells using a Coulter Cell Counter (Coulter, Miami, FL) or a hemacytometer. Where the cells are in a solid growth (e.g., a solid tumor or organ), such an assessment of cell proliferation can be made by measuring the growth with calipers and comparing the size of the growth of contacted cells with non-contacted cells.

[0572] Preferably, growth of cells contacted with the inhibitor is retarded by at least 50% as compared to growth of non-contacted cells. More preferably, cell proliferation is inhibited by 100% (i.e., the contacted cells do not increase in number). Most preferably, the phrase "inhibiting cell proliferation" includes a reduction in the number or size of contacted cells, as compared to non-contacted cells. Thus, an inhibitor of histone deacetylase according to the invention that inhibits cell proliferation in a contacted cell may induce the contacted cell to undergo growth retardation, to undergo growth arrest, to undergo programmed cell death (i.e., to apoptose), or to undergo necrotic cell death.

[0573] The cell proliferation inhibiting ability of the histone deacetylase inhibitors according to the invention allows the synchronization of a population of asynchronously growing cells. For Example, the histone deacetylase inhibitors of the invention may be used to arrest a population of non-neoplastic cells grown in vitro in the G1 or G2 phase of the cell cycle. Such synchronization allows, for Example, the identification of gene and/or gene products expressed during the G1 or G2 phase of the cell cycle. Such synchronization of cultured cells may also be useful for testing the efficacy of a new transfection protocol, where transfection efficiency varies and is dependent upon the particular cell cycle phase of the cell to be transfected. Use of the histone deacetylase inhibitors of the invention allows the synchronization of a population of cells, thereby aiding detection of enhanced transfection efficiency.

[0574] In some preferred embodiments, the contacted cell is a neoplastic cell. The term "neoplastic cell" is used to denote a cell that shows aberrant cell growth. Preferably, the aberrant cell growth of a neoplastic cell is increased cell growth. A neoplastic cell may be a hyperplastic cell, a cell that shows a lack of contact inhibition of growth in vitro, a benign tumor cell that is incapable of metastasis in vivo, or a cancer cell that is capable of metastasis in vivo and that may recur after attempted removal. The term "tumorigenesis" is used to denote the induction of cell proliferation that leads to the development of a neoplastic growth. In some embodiments, the histone deacetylase inhibitor induces cell differentiation in the contacted cell. Thus, a neoplastic cell, when contacted with an inhibitor of histone deacetylase may be induced to differentiate, resulting in the production of a non-neoplastic daughter cell that is phylogenetically more advanced than the contacted cell.

[0575] In some preferred embodiments, in neoplastic cells, antitumor activity of an HDAC inhibitor can be assessed by analyzing expression of certain tumor suppressor genes, such as p21^{WAF1/Cip1}. HDAC inhibitors induce p21^{WAF1/Cip1} expression in human cancer cells, which leads to retardation of cell proliferation.

[0576] In some preferred embodiments, the contacted cell is in an animal. Thus, the invention provides a method for treating a cell proliferative disease or condition in an animal, comprising administering to an animal in need of such treatment a therapeutically effective amount of a histone deacetylase inhibitor of the invention. Preferably, the animal is a mammal, more preferably a domesticated mammal. Most preferably, the animal is a human.

[0577] The term "cell proliferative disease or condition" is meant to refer to any condition characterized by aberrant cell growth, preferably abnormally increased cellular proliferation. Examples of such cell proliferative diseases or conditions include, but are not limited to, cancer, restenosis, and psoriasis. In particularly preferred embodiments, the invention provides a method for inhibiting neoplastic cell proliferation in an animal comprising administering to an animal having at least one neoplastic cell present in its body a therapeutically effective amount of a histone deacetylase inhibitor of the invention.

[0578] It is contemplated that some compounds of the invention have inhibitory activity against a histone deacetylase from a protozoal source. Thus, the invention also provides a method for treating or preventing a protozoal disease or infection, comprising administering to an animal in need of such treatment a therapeutically effective amount of a histone deacetylase inhibitor of the invention. Preferably the animal is a mammal, more preferably a human. Preferably, the histone deacetylase

inhibitor used according to this embodiment of the invention inhibits a protozoal histone deacetylase to a greater extent than it inhibits mammalian histone deacetylases, particularly human histone deacetylases.

[0579] The present invention further provides a method for treating a fungal disease or infection comprising administering to an animal in need of such treatment a therapeutically effective amount of a histone deacetylase inhibitor of the invention. Preferably the animal is a mammal, more preferably a human. Preferably, the histone deacetylase inhibitor used according to this embodiment of the invention inhibits a fungal histone deacetylase to a greater extent than it inhibits mammalian histone deacetylases, particularly human histone deacetylases.

[0580] The term "therapeutically effective amount" is meant to denote a dosage sufficient to cause inhibition of histone deacetylase activity in the cells of the subject, or a dosage sufficient to inhibit cell proliferation or to induce cell differentiation in the subject. Administration may be by any route, including, without limitation, parenteral, oral, sublingual, transdermal, topical, intranasal, intratracheal, or intrarectal. In certain particularly preferred embodiments, compounds of the invention are administered intravenously in a hospital setting. In certain other preferred embodiments, administration may preferably be by the oral route.

[0581] When administered systemically, the histone deacetylase inhibitor is preferably administered at a sufficient dosage to attain a blood level of the inhibitor from about 0.01 μM to about 100 μM , more preferably from about 0.05 μM to about 50 μM , still more preferably from about 0.1 μM to about 25 μM , and still yet more preferably from about 0.5 μM to about 25 μM . For localized administration, much lower concentrations than this may be effective, and much higher concentrations may be tolerated. One of skill in the art will appreciate that the dosage of histone deacetylase inhibitor necessary to produce a therapeutic effect may vary considerably depending on the tissue, organ, or the particular animal or patient to be treated.

[0582] In certain preferred embodiments of the third aspect of the invention, the method further comprises contacting the cell with an antisense oligonucleotide that inhibits the expression of a histone deacetylase. The combined use of a nucleic acid level inhibitor (e.g., antisense oligonucleotide) and a protein level inhibitor (i.e., inhibitor of histone deacetylase enzyme activity) results in an improved inhibitory effect, thereby reducing the amounts of the inhibitors required to obtain a given inhibitory effect as compared to the amounts necessary when either is used individually. The antisense oligonucleotides according to this aspect of the invention are

complementary to regions of RNA or double-stranded DNA that encode HDAC-1, HDAC-2, HDAC-3, HDAC-4, HDAC-5, HDAC-6, HDAC-7, and/or HDAC-8 (see e.g., GenBank Accession Number U50079 for HDAC-1, GenBank Accession Number U31814 for HDAC-2, and GenBank Accession Number U75697 for HDAC-3).

[0583] For purposes of the invention, the term "oligonucleotide" includes polymers of two or more deoxyribonucleosides, ribonucleosides, or 2'-substituted ribonucleoside residues, or any combination thereof. Preferably, such oligonucleotides have from about 6 to about 100 nucleoside residues, more preferably from about 8 to about 50 nucleoside residues, and most preferably from about 12 to about 30 nucleoside residues. The nucleoside residues may be coupled to each other by any of the numerous known internucleoside linkages. Such internucleoside linkages include without limitation phosphorothioate, phosphorodithioate, alkylphosphonate, alkylphosphonothioate, phosphotriester, phosphoramidate, siloxane, carbonate, carboxymethylester, acetamidate, carbamate, thioether, bridged phosphoramidate, bridged methylene phosphonate, bridged phosphorothioate and sulfone internucleoside linkages. In certain preferred embodiments, these internucleoside linkages may be phosphodiester, phosphotriester, phosphorothioate, or phosphoramidate linkages, or combinations thereof. The term oligonucleotide also encompasses such polymers having chemically modified bases or sugars and/or having additional substituents, including without limitation lipophilic groups, intercalating agents, diamines and adamantane.

[0584] For purposes of the invention the term "2'-substituted ribonucleoside" includes ribonucleosides in which the hydroxyl group at the 2' position of the pentose moiety is substituted to produce a 2'-O-substituted ribonucleoside. Preferably, such substitution is with a lower alkyl group containing 1-6 saturated or unsaturated carbon atoms, or with an aryl or allyl group having 2-6 carbon atoms, wherein such alkyl, aryl or allyl group may be unsubstituted or may be substituted, e.g., with halo, hydroxy, trifluoromethyl, cyano, nitro, acyl, acyloxy, alkoxy, carboxyl, carbalkoxyl, or amino groups. The term "2'-substituted ribonucleoside" also includes ribonucleosides in which the 2'-hydroxyl group is replaced with an amino group or with a halo group, preferably fluoro.

[0585] Particularly preferred antisense oligonucleotides utilized in this aspect of the invention include chimeric oligonucleotides and hybrid oligonucleotides.

[0586] For purposes of the invention, a "chimeric oligonucleotide" refers to an oligonucleotide having more than one type of internucleoside linkage. One preferred Example of such a chimeric oligonucleotide is a chimeric oligonucleotide comprising a phosphorothioate, phosphodiester or

phosphorodithioate region, preferably comprising from about 2 to about 12 nucleotides, and an alkylphosphonate or alkylphosphonothioate region (see e.g., Pederson et al. U.S. Patent Nos. 5,635,377 and 5,366,878). Preferably, such chimeric oligonucleotides contain at least three consecutive internucleoside linkages selected from phosphodiester and phosphorothioate linkages, or combinations thereof.

[0587] For purposes of the invention, a "hybrid oligonucleotide" refers to an oligonucleotide having more than one type of nucleoside. One preferred Example of such a hybrid oligonucleotide comprises a ribonucleotide or 2'-substituted ribonucleotide region, preferably comprising from about 2 to about 12 2'-substituted nucleotides, and a deoxyribonucleotide region. Preferably, such a hybrid oligonucleotide contains at least three consecutive deoxyribonucleosides and also contains ribonucleosides, 2'-substituted ribonucleosides, preferably 2'-O-substituted ribonucleosides, or combinations thereof (see e.g., Metelev and Agrawal, U.S. Patent No. 5,652,355).

[0588] The exact nucleotide sequence and chemical structure of an antisense oligonucleotide utilized in the invention can be varied, so long as the oligonucleotide retains its ability to inhibit expression of the gene of interest. This is readily determined by testing whether the particular antisense oligonucleotide is active. Useful assays for this purpose include quantitating the mRNA encoding a product of the gene, a Western blotting analysis assay for the product of the gene, an activity assay for an enzymatically active gene product, or a soft agar growth assay, or a reporter gene construct assay, or an in vivo tumor growth assay, all of which are described in detail in this specification or in Ramchandani et al. (1997) Proc. Natl. Acad. Sci. USA 94: 684-689.

[0589] Antisense oligonucleotides utilized in the invention may conveniently be synthesized on a suitable solid support using well known chemical approaches, including H-phosphonate chemistry, phosphoramidite chemistry, or a combination of H-phosphonate chemistry and phosphoramidite chemistry (i.e., H-phosphonate chemistry for some cycles and phosphoramidite chemistry for other cycles). Suitable solid supports include any of the standard solid supports used for solid phase oligonucleotide synthesis, such as controlled-pore glass (CPG) (see, e.g., Pon, R.T. (1993) Methods in Molec. Biol. 20: 465-496).

[0590] Particularly preferred oligonucleotides have nucleotide sequences of from about 13 to about 35 nucleotides which include the nucleotide sequences shown in Table 4. Yet additional particularly preferred oligonucleotides have nucleotide sequences of from about 15 to about 26 nucleotides of the nucleotide sequences shown in Table 1.

Table 4

| Oligo | Target | Accession Number | Nucleotide Position | Sequence | position within Gene | Seq ID No. |
|-----------|-------------|------------------|---------------------|------------------------------|----------------------|---------------|
| HDAC1 AS1 | Human HDAC1 | U50079 | 1585-1604 | 5'-GAAACGTGAGGGACTCAGCA-3' | 3'-UTR | Seq ID No. 1 |
| HDAC1 AS2 | Human HDAC1 | U50079 | 1565-1584 | 5'-GGAAGCCAGAGCTGGAGAGG-3' | 3'-UTR | Seq ID No. 2 |
| HDAC1 MM | Human HDAC1 | U50079 | 1585-1604 | 5'-GTTAGGTGAGGCACCTGAGGA-3' | 3'-UTR | Seq ID No. 3 |
| HDAC2 AS | Human HDAC2 | U31814 | 1643-1622 | 5'-GCTGAGCTGTTCTGATTTGG-3' | 3'-UTR | Seq ID No. 4 |
| HDAC2 MM | Human HDAC2 | U31814 | 1643-1622 | 5'-CGTGAGCACCTCTCATTTCC-3' | 3'-UTR | Seq ID No. 5 |
| HDAC3 AS | Human HDAC3 | AF039703 | 1276-1295 | 5'-CGCTTTCCTTGTGTCATTGACA-3' | 3'-UTR | Seq ID No. 6 |
| HDAC3 MM | Human HDAC3 | AF039703 | 1276-1295 | 5'-GCCCTTTCCTACTCATTGTGT-3' | 3'-UTR | Seq ID No. 7 |
| HDAC4 AS1 | Human HDAC4 | AB006626 | 514-33 | 5'-GCTGCCTGCCGTGCCACCCC-3' | 5'-UTR | Seq ID No. 8 |
| HDAC4 MM1 | Human HDAC4 | AB006626 | 514-33 | 5'-CGTGCCTGCCGTGCCACGGG-3' | 5'-UTR | Seq ID No. 9 |
| HDAC4 AS2 | Human HDAC4 | AB006626 | 7710-29 | 5'-TACAGTCCATGCAACCTCCA-3' | 3'-UTR | Seq ID No. 10 |
| HDAC4 MM4 | Human HDAC4 | AB006626 | 7710-29 | 5'-ATCAGTCCAACCAACCTCGT-3' | 3'-UTR | Seq ID No. 11 |
| HDAC5 AS | Human HDAC5 | AF039691 | 2663-2682 | 5'-CTTCGGTCTCACCTGCTTGG-3' | 3'-UTR | Seq ID No. 12 |
| HDAC6 AS | Human HDAC6 | AJ011972 | 3791-3810 | 5'-CAGGCTGGAATGAGCTACAG-3' | 3'-UTR | Seq ID No. 13 |
| HDAC6 MM | Human HDAC6 | AJ011972 | 3791-3810 | 5'-GACGCTGCAATCAGGTAGAC-3' | 3'-UTR | Seq ID No. 14 |
| HDAC7 AS | Human HDAC7 | AF239243 | 2896-2915 | 5'-CTTCAGCCAGGATGCCACACA-3' | 3'-UTR | Seq ID No. 15 |
| HDAC8 AS1 | Human HDAC8 | AF230097 | 51-70 | 5'-CTCCGGCTCCTCCATCTTCC-3' | 5'-UTR | Seq ID No. 16 |
| HDAC8 AS2 | Human HDAC8 | AF230097 | 1328-1347 | 5'-AGCCAGCTGCCACTTGATGC-3' | 3'-UTR | Seq ID No. 17 |

[0591] The following Examples are intended to further illustrate certain preferred embodiments of the invention, and are not intended to limit the scope of the invention.

ASSAY EXAMPLES

Assay Example 1

Inhibition of Histone Deacetylase Enzymatic (HDAC-1) Activity

[0592] The following protocol was used to assay the compounds of the invention. In the assay, the buffer used was 25mM HEPES, pH 8.0, 137mM NaCl, 2.7mM KCl, 1mM MgCl₂ and the substrate was Boc-Lys(Ac)-AMC in a 50mM stock solution in DMSO. The enzyme stock solution was 4.08 µg/mL in buffer.

[0593] The compounds were pre-incubated (2µl in DMSO diluted to 13 µl in buffer for transfer to assay plate) with enzyme (20µl of 4.08µg/ml) for 10 minutes at room temperature (35µl pre-incubation volume). The mixture was pre-incubated for 5 minutes at room temperature. The reaction was started by bringing the temperature to 37°C and adding 16 µl substrate. Total reaction volume was 50l. The reaction was stopped after 20 minutes by addition of 50µl developer, prepared as directed by Biomol (Fluor-de-Lys developer, Cat. # KI-105). A plate was incubated in the dark for 10 minutes at room temperature before reading (λ_{Ex} =360nm, λ_{Em} =470nm, Cutoff filter at 435nm).

TABLE 5: INHIBITION OF HISTONE DEACETYLASE *

| Cpd | Name | HDAC-1 (µM) |
|-----|--|-------------|
| 6 | <i>N</i> -[2-amino-5-(2-thienyl)phenyl]-4-[(3,4-dimethoxyphenyl)amino]methyl)benzamide | a |
| 12 | <i>N</i> -[2-amino-5-(2-thienyl)phenyl]-4-[(3-fluoro-4-methoxyphenyl)amino]methyl)benzamide | a |
| 23 | <i>N</i> -[2-amino-5-(2-thienyl)phenyl]-1-(3,4,5-trimethoxybenzyl) indoline-6-carboxamide | a |
| 29 | <i>N</i> -[2-amino-5-(2-thienyl)phenyl]-5-[(3,4,5-trimethoxyphenyl)amino]methyl)-1-benzofuran-2-carboxamide | a |
| 43 | <i>N</i> -[2-amino-5-(2-thienyl)phenyl]-4-[(4-pyridin-3-ylpyrimidin-2-yl)amino]methyl)benzamide | a |
| 50 | <i>N</i> -[2-amino-5-(2-thienyl)phenyl]-4-[(6-[2-(dimethylamino)ethoxy]-1 <i>H</i> -benzimidazo-2-yl)thio]methyl)benzamide | a |
| 67 | (<i>E</i>) <i>trans-N</i> -[2-amino-5-(2-thienyl)phenyl]-3-(4-[(3,4,5-trimethoxyphenyl)amino]methyl)phenyl)acrylamide | a |
| 90 | <i>N</i> -[2-amino-5-(3-thienyl)phenyl]-4-[(3,4-dimethoxyphenyl)amino]methyl)benzamide | a |
| 91 | <i>N</i> -[2-amino-5-(3-furanyl)phenyl]-4-[(3,4-dimethoxyphenyl)amino]methyl)benzamide | a |
| 92 | <i>N</i> -[2-amino-5-(phenyl)phenyl]-4-[(3,4-dimethoxyphenyl)amino]methyl)benzamide | a |

| Cpd | Name | HDAC-1 (μ M) |
|-----|--|----------------------|
| B | <i>N</i> (2-amino-4,5-difluorophenyl)-4-(((3,4-dimethoxyphenyl)amino)methyl)benzamide | b |
| 5 | 4-(((3,4-dimethoxy-phenylamino)-methyl)- <i>N</i> (2-nitro-5-thiophen-2-yl-phenyl)-benzamide | c |
| 15 | 4-(((3,4-dimethoxy-phenylamino)-methyl)- <i>N</i> (2-nitro-4-thiophen-2-yl-phenyl)-benzamide | c |
| 16 | <i>N</i> (2-amino-4-(2-thienyl)phenyl)-4-(((3,4-dimethoxyphenyl)amino)methyl)benzamide | b |
| 18 | <i>N</i> (2-amino-4-bromophenyl)-4-(((3,4-dimethoxyphenyl)amino)methyl)benzamide | b |
| 32 | 4-(((3,4-dimethoxyphenyl)amino)methyl)- <i>N</i> (3-(2-thienyl)phenyl)benzamide | c |
| 33 | 4-(((3,4-dimethoxyphenyl)amino)methyl)- <i>N</i> (3-fluorophenyl)benzamide | a |
| 34 | <i>N</i> (3-amino-2-naphthyl)-4-(((3,4-dimethoxyphenyl)amino)methyl)benzamide | c |
| 35 | <i>N</i> (2-amino-5-chloro-4-fluorophenyl)-4-(((3,4-dimethoxyphenyl)amino)methyl)benzamide | b |
| 36 | <i>N</i> (2-amino-4,5-dichlorophenyl)-4-(((3,4-dimethoxyphenyl)amino)methyl)benzamide | b |
| 61 | <i>N</i> (4-amino-5-phenyl-3-thienyl)-4-(((3,4-dimethoxyphenyl)amino)methyl)benzamide | c |
| 62 | <i>N</i> (3-amino-2,2'-bithien-4-yl)-4-(((3,4-dimethoxyphenyl)amino)methyl)benzamide | c |
| 68 | <i>N</i> (2-amino-5-butylphenyl)-4-(((3,4-dimethoxyphenyl)amino)methyl)benzamide | b |
| 69 | <i>N</i> (2-amino-5-butylphenyl)-4-methylbenzamide | b |
| 71 | <i>N</i> (2-amino-4-butylphenyl)-4-methylbenzamide | c |
| 76 | <i>N</i> (2-amino-5-(3-hydroxyprop-1-yn-1-yl)phenyl)-4-(((3,4-dimethoxyphenyl)amino)methyl)benzamide | a |
| 87 | <i>N</i> (2-amino-5-bromophenyl)-4-(((3,4-dimethoxyphenyl)amino)methyl)benzamide | b |
| 88 | <i>N</i> (2-amino-5-((1 <i>E</i>)-3-amino-3-oxoprop-1-en-1-yl)phenyl)-4-(((3,4-dimethoxyphenyl)amino)methyl)benzamide | b |
| 93 | <i>N</i> (2-amino-5-(trifluoromethyl)phenyl)-4-(((3,4-dimethoxyphenyl)amino)methyl)benzamide; | d |
| 94 | <i>N</i> (2,6-diaminophenyl)-4-(((3,4-dimethoxyphenyl)amino)methyl)benzamide | b |

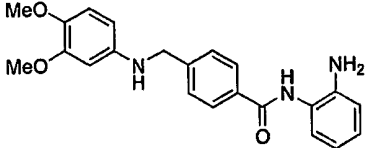
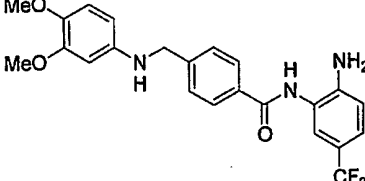
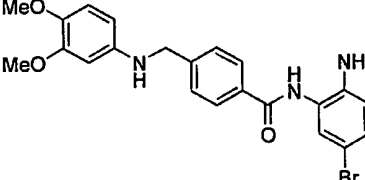
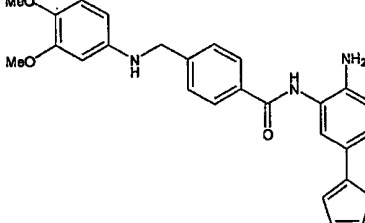
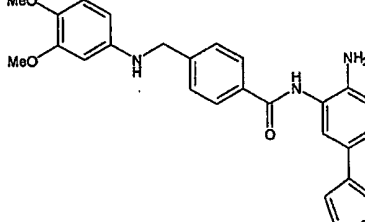
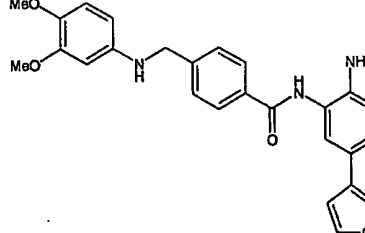
*data above the bold line is for compounds having a planar ring structure para to the aniliny amino (i.e., compounds of the invention); cells with two symbols are for results from two measurements.

Unless specified otherwise, in all the tables in this specification:

a < 1; 1 ≤ b < 20; c ≥ 20; d=9999

[0594] Tables 6A and 6b below display comparative data for the compounds of the invention demonstrating the increased HDAC-1 inhibitory activity resulting from incorporating a planar substituent.

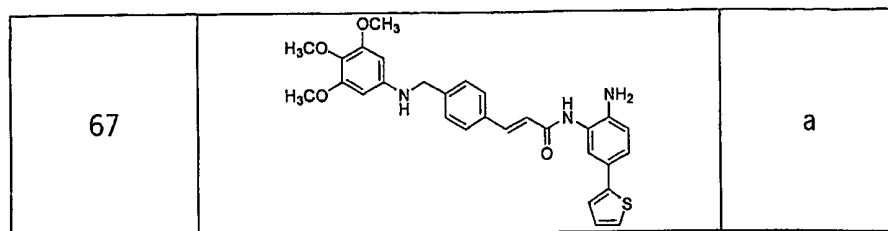
Table 6A

| Compound | STRUCTURE | HDAC-1 activity (μm) |
|----------|---|-----------------------------------|
| AAA |  | a |
| A |  | b |
| 87 |  | b |
| 6 |  | a |
| 7 |  | a |
| 8 |  | a |

| | | |
|---|--|---|
| 9 | | a |
|---|--|---|

Table 6B

| Compound | STRUCTURE | HDAC-1 Activity (μ M) |
|----------|-----------|----------------------------|
| XX | | a |
| 43 | | a |
| AAA | | a |
| 6 | | a |
| QQ | | b |



Assay Example 2

Antineoplastic Effects of Histone Deacetylase Inhibitors on Human Tumor Xenografts *In Vivo*

[0595] Eight to ten week old female BCD1 mice (Taconic Labs, Great Barrington, NY) were injected subcutaneously in the flank area with 2×10^6 preconditioned HCT116 human colorectal carcinoma cells, A549 human lung cancer, SW48 human colorectal cancer, A431 vulval carcinoma and colo205 human colorectal cancer. Preconditioning of these cells was done by a minimum of three consecutive tumor transplantations in the same strain of nude mice. Subsequently, tumor fragments of approximately 30 mgs were excised and implanted subcutaneously in mice, in the left flank area, under Forene anesthesia (Abbott Labs, Geneva, Switzerland). When the tumors reached a mean volume of 100 mm^3 , the mice were treated intravenously, subcutaneously, or intraperitoneally by daily injection, with a solution of the histone deacetylase inhibitor in an appropriate vehicle, such as PBS, DMSO/water, or Tween 80/water, at a starting dose of 10 mg/kg. The optimal dose of the HDAC inhibitor was established by dose response experiments according to standard protocols. Tumor volume was calculated every second day post infusion according to standard methods (e.g., Meyer *et al.*, *Int. J. Cancer* **43**: 851-856 (1989)). Treatment with the HDAC inhibitors according to the invention caused a significant reduction in tumor weight and volume relative to controls treated with vehicle only (*i.e.*, no HDAC inhibitor). The results for histone deacetylase inhibitors compounds 6, 29, 67, 258aa, and 43 are displayed in Figures 1-10.

Assay Example 3

Combined Antineoplastic Effect of Histone Deacetylase Inhibitors and Histone Deacetylase Antisense Oligonucleotides on Tumor Cells *In Vivo*

[0596] The purpose of this Example is to illustrate the ability of the combined use of a histone deacetylase inhibitor of the invention and a histone deacetylase antisense oligonucleotide to enhance

inhibition of tumor growth in a mammal. Preferably, the antisense oligonucleotide and the HDAC inhibitor inhibit the expression and activity of the same histone deacetylase.

[0597] Mice bearing implanted HCT116 tumors (mean volume 100 mm³) are treated daily with saline preparations containing from about 0.1 mg to about 30 mg per kg body weight of histone deacetylase antisense oligonucleotide. A second group of mice is treated daily with pharmaceutically acceptable preparations containing from about 0.01 mg to about 5 mg per kg body weight of HDAC inhibitor.

[0598] Some mice receive both the antisense oligonucleotide and the HDAC inhibitor. Of these mice, one group may receive the antisense oligonucleotide and the HDAC inhibitor simultaneously intravenously via the tail vein. Another group may receive the antisense oligonucleotide via the tail vein, and the HDAC inhibitor subcutaneously. Yet another group may receive both the antisense oligonucleotide and the HDAC inhibitor subcutaneously. Control groups of mice are similarly established which receive no treatment (e.g., saline only), a mismatch antisense oligonucleotide only, a control compound that does not inhibit histone deacetylase activity, and a mismatch antisense oligonucleotide with a control compound.

[0599] Tumor volume is measured with calipers. Treatment with the antisense oligonucleotide plus the histone deacetylase protein inhibitors according to the invention causes a significant reduction in tumor weight and volume relative to controls.

[0600] Table 6C provides data on inhibition of HDAC1 enzyme, on antiproliferative activities (HCT116 human colon cancer cells) of the compounds using 3-[4,5-dimethylthiazol-2-yl]-2,5-diphenyltetrazolium] bromide (MTT) assay, as well as induction of p21^{WAF1/Cip1} tumor suppressor gene.

Table 6C

| Example | Compound | HD-1 μM | MTT HCT116 μM | P21 (HCT116) μM |
|---------|----------|------------|---------------------|---------------------------|
| 41a | 143a | a | a | b |
| 41b | 143b | a | b | b |
| 41c | 143c | a | b | b |
| 42 | 146 | a | a | b |
| 46 | 164 | a | a | b |
| 46cc | 164cc | a | a | b |
| 49 | 173 | a | b | b |
| 51 | 181 | a | a | b |

| | | | | |
|------|-------|---|---|---|
| 52 | 184 | a | a | b |
| 66 | 242 | a | a | b |
| 67e | 245e | a | a | b |
| 70a | 256a | a | a | b |
| 70b | 256b | a | a | b |
| 70c | 256c | a | a | b |
| 71d | 258d | a | a | b |
| 71aa | 258aa | a | a | b |
| 71cc | 258cc | a | a | b |
| 71hh | 258hh | a | a | b |
| 71mm | 258mm | a | a | b |
| 71nn | 258nn | a | b | b |
| 71pp | 258pp | a | a | b |
| 71qq | 258qq | a | a | b |
| 78 | 283 | a | a | b |
| 79 | 286 | a | b | b |
| 79aa | 286aa | a | a | b |
| 97 | 349 | a | a | b |

MTT Assay.

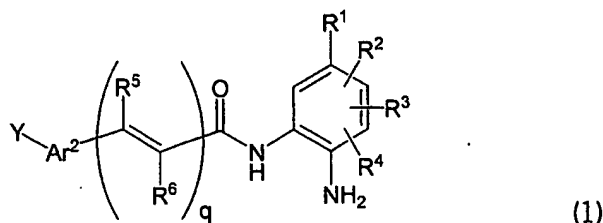
[0601] Compounds at various concentrations were added to human colon cancer HCT116 cells plated in 96-well plates. Cells were incubated for 72 hours at 37°C in 5% CO₂ incubator. MTT (3-[4,5-dimethylthiazol-2-yl]-2,5 diphenyl tetrazolium bromide, Sigma) was added at a final concentration of 0.5 mg/ml and incubated with the cells for 4 hours before an equal volume of solubilization buffer (50% N,N-dimethylformamide, 20% SDS, pH 4.7) was added onto cultured cells. After overnight incubation, solubilized dye was quantified by colorimetric reading at 570 nM using a reference at 630 nM. OD values were converted to cell numbers according to a standard growth curve of the relevant cell line. The concentration which reduces cell numbers to 50% of those of DMSO-treated cells is determined as MTT IC₅₀.

p21^{WAF1/Cip1} Assay.

[0602] HCT116 cells were stably transfected with reporter plasmids encoding the p21 promoter-driven luciferase. Cells were treated with indicated concentration of HDAC inhibitors for 16 hours before cells were harvested and luciferase activity analyzed. The effective concentration (EC) of MS-275 was designated as 1 uM. The ability of HDAC inhibitor was compared with that of MS-275 (T. Suzuki, et. al J. Med. Chem., 1999, 3001-3003). Lower EC of a given compound indicates that this compound is more potent than MS-275 to induce p21 expression.

We claim:

1. A histone deacetylase inhibitor of formula (1):



or a pharmaceutically acceptable salt thereof, wherein

Ar² is a saturated or mono- or poly-unsaturated C₅-C₁₄-mono- or fused poly-cyclic hydrocarbyl, optionally containing one, two, three, or four annular heteroatoms per ring optionally substituted with one or more groups selected from C₁-C₇-alkyl, hydroxy, C₁-C₇-alkoxy, halo, and amino, provided that an annular O or S is not adjacent to another annular O or S;

R⁵ and R⁶ are independently selected from the group consisting of hydrogen, C₁-C₇-alkyl, aryl, and aralkyl;

R², R³ and R⁴ are independently selected from the group consisting of hydrogen, halogen, -NH₂, nitro, hydroxy, aryl, heterocyclyl, C₃-C₈-cycloalkyl, heteroaryl, C₁-C₇-alkyl, haloalkyl, C₁-C₇-alkenyl, C₁-C₇-alkynyl, C₁-C₇-acyl, C₁-C₇-alkyl-aryloxy, C₁-C₇-alkyl-arylsulfanyl, C₁-C₇-alkyl-arylsulfinyl, C₁-C₇-alkyl-arylsulfonyl, C₁-C₇-alkyl-arylaminosulfonyl, C₁-C₇-alkyl-arylamine, C₁-C₇-alkynyl-C(O)-amine, C₁-C₇-alkenyl-C(O)-amine, C₁-C₇-alkynyl-R⁹, C₁-C₇-alkenyl-R⁹ wherein R⁹ is hydrogen, hydroxy, amino, C₁-C₇-alkyl or C₁-C₇-alkoxy;

q is 0 or 1;

R¹ is a mono-, bi-, or tri-cyclic aryl or heteroaryl, each of which is optionally substituted;

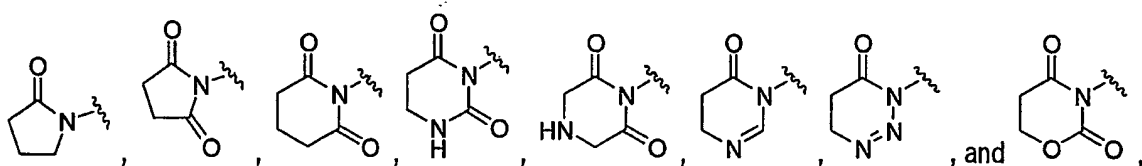
Y is any pharmaceutically acceptable chemical moiety consisting of 1 to 50 atoms; and provided that

when R¹ is *N*-imidazolyl, R²-R⁴ are H, q is 0, and Ar² is pyridine, Y is not Cl; and

when R¹ is *p*-aminophenyl, R²-R⁴ are H, q is 0, and Ar² is phenyl, Y is not H.

2. The compound according to claim 1 wherein R¹ is phenyl, naphthyl, anthracenyl, or fluorenyl.
3. The compound according to claim 1 wherein R¹ is furanyl or thienyl.
4. The compound according to claim 2 wherein R², R³, and R⁴ are all -H.

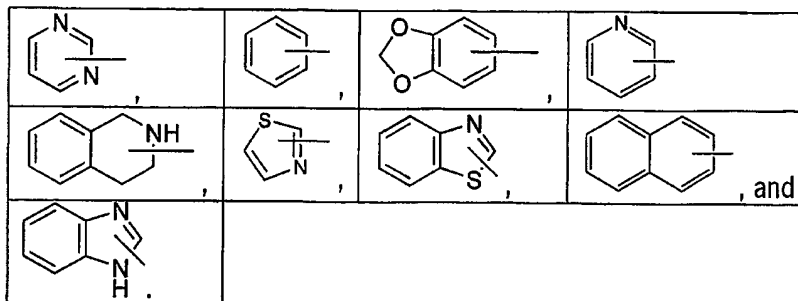
5. The compound according to claim 3 wherein R^2 , R^3 , and R^4 are all $-H$.
6. The compound according to claim 1 wherein Y is Cy^2-X^1 - and Cy^2 is hydrogen, cycloalkyl, aryl, heteroaryl, or heterocyclyl, each of which is optionally substituted and each of which is optionally fused to one or two aryl or heteroaryl rings, or to one or two saturated or partially unsaturated cycloalkyl or heterocyclic rings, and wherein any of the aforementioned rings are optionally substituted; and X^1 is selected from the group consisting of a covalent bond, $M^1-L^2-M^1$, and $L^2-M^2-L^2$ wherein L^2 , at each occurrence, is independently selected from the group consisting of a chemical bond, C_0-C_4 -hydrocarbyl, C_0-C_4 -hydrocarbyl-(NH)- C_0-C_4 -hydrocarbyl, C_0-C_4 -hydrocarbyl-(S)- C_0-C_4 -hydrocarbyl, and C_0-C_4 -hydrocarbyl-(O)- C_0-C_4 -hydrocarbyl, provided that L^2 is not a chemical bond when X^1 is $M^1-L^2-M^1$; M^1 , at each occurrence, is independently selected from the group consisting of $-O$ -, $-N(R^7)$ -, $-S$ -, $-S(O)$ -, $S(O)_2$ -, $S(O)_2N(R^7)$ -, $-N(R^7)-S(O)_2$ -, $-C(O)$ -, $-C(O)-NH$ -, $-NH-C(O)$ -, $-NH-C(O)-O$ - and $-O-C(O)-NH$ -, $-NH-C(O)-NH$ -, R^7 is selected from the group consisting of hydrogen, C_1-C_6 -hydrocarbyl, aryl, aralkyl, acyl, C_0-C_6 -hydrocarbyl-heterocyclyl, and C_0-C_6 -hydrocarbyl-heteroaryl, wherein the hydrocarbyl moieties are optionally substituted with $-OH$ -, $-NH_2$ -, $-N(H)CH_3$ -, $-N(CH_3)_2$ -, or halo; and M^2 is selected from the group consisting of M^1 , heteroarylene, and heterocyclylene, either of which rings optionally is substituted.
7. The compound according to claim 6, wherein X^1 is selected from the group consisting of a $-N(Z)-C_0-C_7$ -alkyl-, $-O-C_0-C_7$ -alkyl-, $-C(H)=CH-C_0-C_7$ -alkyl-, $-S-C_0-C_7$ -alkyl-, or $-C_1-C_7$ -alkyl-, wherein Z is $-H$ or $-C_1-C_7$ -alkyl- optionally substituted with $-OH$ -, $-NH_2$ -, or halo.
8. The compound according to claim 6, wherein X^1 is selected from methylene, aminomethyl, and thiomethyl.
9. The compound according to claim 6, wherein Cy^2 is selected from



each of which optionally is substituted and optionally is fused to one or more aryl rings.

10. The compound according to claim 6 wherein Cy^2 is aryl or heteroaryl, each optionally substituted.
11. The compound according to claim 6 wherein Cy^2 is phenyl, pyrimidinyl, benzoimidazolyl or benzothiazolyl, each of which is optionally substituted.
12. The compound according to claim 11 wherein Cy^2 has from one and three substituents independently selected from the group consisting of C_1 - C_7 -alkoxy, halo, di- C_1 - C_7 -alkylamino- C_1 - C_7 -alkoxy and heteroaryl.
13. The compound according to claim 12 wherein the substituents are selected from methoxy, fluoro, chloro, pyridinyl and dimethylamino-ethoxy.
14. The compound according to claim 13 wherein Cy^2 is phenyl substituted with one to three CH_3O -.
15. The compound according to claim 6 wherein Y is $(V-L^4)_t-V-L^3$, and L^3 is a direct bond, $-C_1$ - C_6 -hydrocarbyl, $-(C_1-C_3\text{-hydrocarbyl})_{m1}-X'-(C_1-C_3\text{-hydrocarbyl})_{m2}$, $-NH-(C_0-C_3\text{-hydrocarbyl})$, $(C_1-C_3\text{-hydrocarbyl})-NH$, or $-NH-(C_1-C_3\text{-hydrocarbyl})-NH$;
 $m1$ and $m2$ are independently 0 or 1;
 X' is $-N(R^{21})$, $-C(O)N(R^{21})$, $N(R^{21})C(O)$, $-O$, or $-S$;
 R^{21} is H , $V''-(C_1-C_6\text{-hydrocarbyl})_a$;
 L^4 is $(C_1-C_6\text{-hydrocarbyl})_a-M-(C_1-C_6\text{-hydrocarbyl})_b$;
 a and b are independently 0 or 1;
 M is $-NH$, $-NHC(O)$, $-C(O)NH$, $-C(O)$, $-SO_2$, $-NHSO_2$, or $-SO_2NH$;
 V , V' , and V'' are independently selected from cycloalkyl, heterocyclyl, aryl, and heteroaryl;
 t is 0 or 1.
16. The compound according to claim 15 wherein Y is $V-L^3$ and L^3 is $-NH-CH-$ or $-CH-NH$;
 V is phenyl optionally substituted with from 1 to 3 moieties independently selected from halo, hydroxy, C_1 - C_6 -hydrocarbyl, C_1 - C_6 -hydrocarbyl-oxy or -thio (particularly methoxy or methylthio), wherein each of the hydrocarbyl moieties are optionally substituted with one or more moieties independently selected from halo, nitroso, amino, sulfonamido, and cyano.

17. The compound according to claim 16 wherein V is an optionally substituted ring moiety selected from:



18. The compound according to claim 6 wherein Cy^2 is cycloalkyl, aryl, heteroaryl, or heterocyclyl, each of which optionally is substituted, and each of which optionally is fused to one or more aryl or heteroaryl rings, or to one or more saturated or partially unsaturated cycloalkyl or heterocyclic rings, each of which rings optionally is substituted, provided that when Cy^2 is a cyclic moiety having $-C(O)-$, $-C(S)-$, $-S(O)-$, or $-S(O)_2-$ in the ring, then Cy^2 is not additionally substituted with a group comprising an aryl or heteroaryl ring; and
- X^1 is selected from the group consisting of a chemical bond, L^3 , W^1-L^3 , L^3-W^1 , $W^1-L^3-W^1$, and $L^3-W^1-L^3$, wherein
- W^1 , at each occurrence, is S, O, or $N(R^9)$, where R^9 is selected from the group consisting of hydrogen, alkyl, aryl, and aralkyl; and
- L^3 is C_1-C_4 alkylene, C_2-C_4 alkenylene, or C_2-C_4 alkynylene.

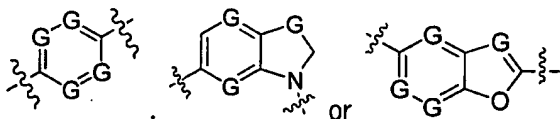
19. The compound according to claim 6 wherein Y is selected from:
- $A_1-L_1-B_1$, wherein A_1 is an optionally substituted aryl, optionally substituted heteroaryl or optionally substituted heterocyclyl; wherein L_1 is $-(CH_2)_{0-1}NH(CH_2)_{0-1}-$, $-NHC(O)-$, or $-NHCH_2-$; and wherein B_1 is phenyl or a covalent bond;
 - $A_2-L_2-B_2$, wherein A_2 is $CH_3(C=CH_2)-$, optionally substituted cycloalkyl, optionally substituted alkyl, or optionally substituted aryl; wherein L_2 is $-C\equiv C-$; and wherein B_2 is a covalent bond;
 - $A_3-L_3-B_3$, wherein A_3 is an optionally substituted aryl, optionally substituted heteroaryl or optionally substituted heterocyclyl; wherein L_3 is a covalent bond; and wherein B_3 is $-CH_2NH-$;

- d) $A_4-L_4-B_4$, wherein A_4 is an optionally substituted aryl; wherein L_4 is $-NHCH_2-$; and wherein B_4 is a thienyl group;
- e) $A_5-L_5-B_5$, wherein A_5 is an optionally substituted heteroaryl or optionally substituted heterocyclyl; wherein L_5 is a covalent bond; and wherein B_5 is $-SCH_2-$;
- f) morpholinyl- CH_2-
- g) optionally substituted aryl;
- h) $A_6-L_6-B_6$, wherein A_6 is an optionally substituted aryl, optionally substituted heteroaryl or optionally substituted heterocyclyl; wherein L_6 is a covalent bond; and wherein B_6 is $-NHCH_2-$;
- i) $A_7-L_7-B_7$, wherein A_7 is an optionally substituted heteroaryl or optionally substituted heterocyclyl; wherein L_7 is a covalent bond; and wherein B_7 is $-CH_2-$;
- j) optionally substituted heteroaryl or optionally substituted heterocyclyl;
- k) $A_8-L_8-B_8$, wherein A_8 is optionally substituted phenyl; wherein L_8 is a covalent bond; and wherein B_8 is $-O-$;
- l) $A_9-L_9-B_9$, wherein A_9 is an optionally substituted aryl; wherein L_9 is a covalent bond; and wherein B_9 is a furan group;
- m) $A_{10}-L_{10}-B_{10}$, wherein A_{10} is an optionally substituted heteroaryl or optionally substituted heterocyclyl; wherein L_{10} is $-CH(CH_2CH_3)-$; and wherein B_{10} is $-NHCH_2-$;
- n) $A_{11}-L_{11}-B_{11}$, wherein A_{11} is an optionally substituted heteroaryl or optionally substituted heterocyclyl; wherein L_{11} is a covalent bond; and wherein B_{11} is $-OCH_2-$;
- o) $A_{12}-L_{12}-B_{12}$, wherein A_{12} is an optionally substituted aryl, optionally substituted heteroaryl or optionally substituted heterocyclyl; wherein L_{12} is $-NHC(O)-$; and wherein B_{12} is $-N(\text{optionally substituted aryl})CH_2-$;
- p) $A_{13}-L_{13}-B_{13}$, wherein A_{13} is an optionally substituted aryl, optionally substituted heteroaryl or optionally substituted heterocyclyl; wherein L_{13} is a covalent bond; and wherein B_{13} is $-NHC(O)-$;
- q) $A_{14}-L_{14}-B_{14}$, wherein A_{14} is an optionally substituted aryl, optionally substituted heteroaryl or optionally substituted heterocyclyl; wherein L_{14} is $-NHC(O)(\text{optionally substituted heteroaryl})-$; and wherein B_{14} is $-S-S-$;
- r) $F_3CC(O)NH-$;

- s) $A_{15}-L_{15}-B_{15}$, wherein A_{15} is an optionally substituted aryl, optionally substituted heteroaryl or optionally substituted heterocyclyl; wherein L_{15} is $-(CH_2)_{0-1}NH$ (optionally substituted heteroaryl)-; and wherein B_{15} is $-NHCH_2$;
- t) $A_{16}-L_{16}-B_{16}$, wherein A_{16} is an optionally substituted aryl, optionally substituted heteroaryl or optionally substituted heterocyclyl; wherein L_{16} is a covalent bond; and wherein B_{16} is $-N$ (optionally substituted alkyl) CH_2 ; and
- u) $A_{17}-L_{17}-B_{17}$, wherein A_{17} is an optionally substituted aryl, optionally substituted heteroaryl or optionally substituted heterocyclyl; wherein L_{17} is a covalent bond; and wherein B_{17} is $-(optionally substituted aryl-CH_2)_2-N$.
20. The compound according to claim 6 wherein Y is selected from:
- a) $D_1-E_1-F_1$, wherein D_1 is an optionally substituted aryl, optionally substituted heteroaryl or optionally substituted heterocyclyl; wherein E_1 is $-CH_2$ or a covalent bond; and wherein F_1 is a covalent bond;
- b) $D_2-E_2-F_2$, wherein D_2 is an optionally substituted aryl, optionally substituted heteroaryl or optionally substituted heterocyclyl; wherein E_2 is $-NH(CH_2)_{0-2}$; and wherein F_2 is a covalent bond;
- c) $D_3-E_3-F_3$, wherein D_3 is an optionally substituted aryl, optionally substituted heteroaryl or optionally substituted heterocyclyl; wherein E_3 is $-(CH_2)_{0-2}NH$ -; and wherein F_3 is a covalent bond;
- d) $D_4-E_4-F_4$, wherein D_4 is an optionally substituted aryl, optionally substituted heteroaryl or optionally substituted heterocyclyl; wherein E_4 is $-S(CH_2)_{0-2}$; and wherein F_4 is a covalent bond;
- e) $D_5-E_5-F_5$, wherein D_5 is an optionally substituted aryl, optionally substituted heteroaryl or optionally substituted heterocyclyl; wherein E_5 is $-(CH_2)_{0-2}S$ -; and wherein F_5 is a covalent bond; and
- f) $D_6-E_6-F_6$, wherein D_6 is an optionally substituted aryl, optionally substituted heteroaryl or optionally substituted heterocyclyl; wherein E_6 is $-NH(CH_2)_{0-2}NH$ -; and wherein F_6 is a covalent bond.

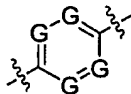
21. The compound according to claim 2 wherein R² to R⁴ are independently hydrogen, -NH₂, nitro, furanyl, chloro, fluoro, butyl, trifluoromethyl, bromo, thienyl, phenyl, -CHCHC(O)-NH₂, -C≡CCH₂R⁹ wherein R⁹ is hydrogen, C₁-C₇-alkyl, hydroxy, amino, or C₁-C₇-alkoxy.
22. The compound according to claim 3 wherein R² to R⁴ are independently hydrogen, -NH₂, nitro, furanyl, chloro, fluoro, butyl, trifluoromethyl, bromo, thienyl, phenyl, -CHCHC(O)-NH₂, -C≡CCH₂R⁹ wherein R⁹ is hydrogen, C₁-C₇-alkyl, hydroxy, amino, or C₁-C₇-alkoxy.
23. The compound according to claim 6 wherein q is 0 and X¹ is independently selected from the group consisting of a -NH-CH₂-, -S-CH₂- and -CH₂-.

24. The compound according to claim 1 wherein Ar² has the formula



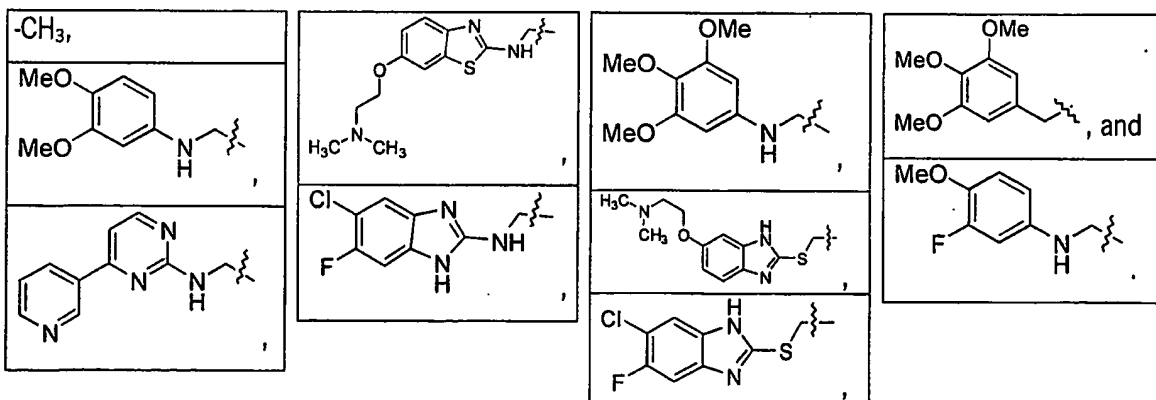
and wherein G, at each occurrence, is independently N or C, and C is optionally substituted.

25. The compound according to claim 24 wherein Ar² has the formula

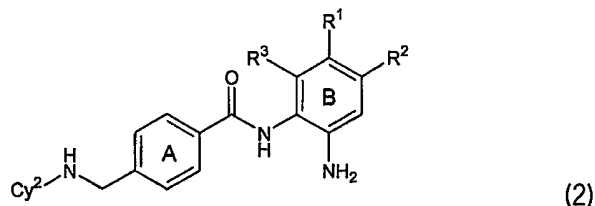


26. The compound according to claim 24 wherein Ar² is selected from the group consisting of phenylene, benzofuranylene and indolinylene.

27. The compound according to claim 6 wherein the moiety formed by Cy²-X¹ is selected from:



28. The compound of claim 6 of formula (2):

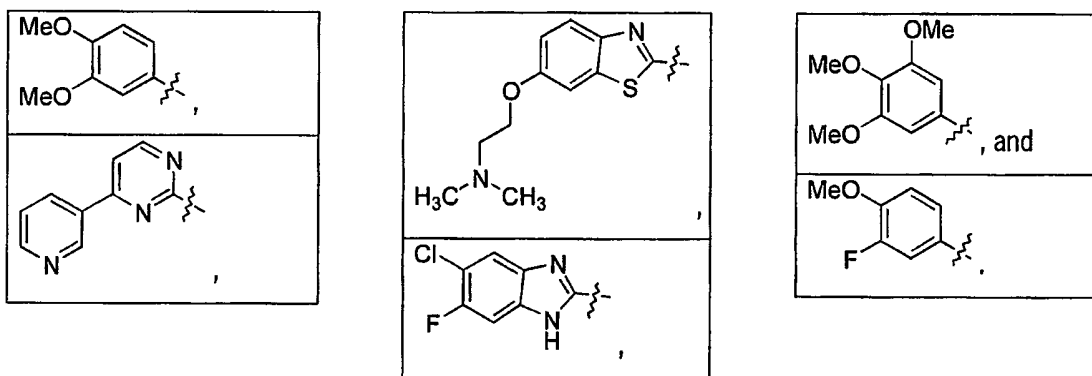


or a pharmaceutically acceptable salt thereof, wherein

R² and R³ are independently selected from the group consisting of hydrogen, trifluoromethyl, butyl, -(CH₂)₃-OH, chloro, fluoro, amino, phenyl, thienyl, furanyl, -CHCCHC(O)NH₂, -C≡CCH₂-OH, -C≡CCH₂-OCH₃; and

the A ring is optionally further substituted with from 1 to 3 substituents independently selected from methyl, hydroxy, methoxy, halo, and amino.

29. The compound according to claim 28 wherein Cy² is selected from:



30. The compound according to claim 28 wherein the A ring is not further substituted.

31. The compound according to claim 28 wherein R² and R³ are -H.

32. A compound according to claim 1 selected from:

N-[2-amino-5-(2-thienyl)phenyl]-4-[(3,4-dimethoxyphenyl)amino]methyl]benzamide;

N-[2-amino-5-(2-thienyl)phenyl]-4-[(4-pyridin-3-ylpyrimidin-2-yl)amino]methyl]benzamide;

N-[2-amino-5-(2-thienyl)phenyl]-4-[(6-[2-(dimethylamino)ethoxy]-1*H*-benzimidazol-2-yl)thio]methyl]benzamide;

N-[2-amino-5-(2-thienyl)phenyl]-4-[(5-chloro-6-fluoro-1*H*-benzimidazol-2-yl)amino]methyl]benzamide;

N-[2-amino-5-(2-thienyl)phenyl]-5-[[[3,4,5-trimethoxyphenyl)amino)methyl]-1-benzofuran-2-carboxamide;

N-[2-amino-5-(2-thienyl)phenyl]-1-(3,4,5-trimethoxybenzyl)indoline-6-carboxamide;

trans-*N*-[2-amino-5-(2-thienyl)phenyl]-3-(4-[[[3,4,5-trimethoxyphenyl)amino)methyl)phenyl)acrylamide;

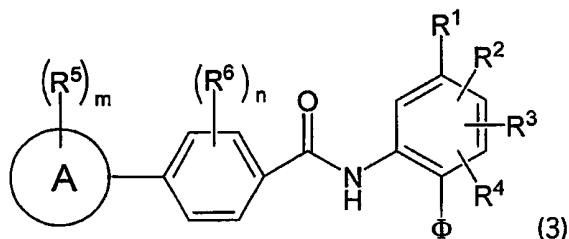
N-[2-amino-5-(2-thienyl)phenyl]-4-[[[3-fluoro-4-methoxyphenyl)amino)methyl)benzamide;

N-[2-amino-5-(2-thienyl)phenyl]-4-[[[6-chloro-5-fluoro-1*H*-benzimidazol-2-yl)thio)methyl)benzamide;

and a pharmaceutically acceptable salt of any one or more of the foregoing.

33. A compound according to claim 1 for use in inhibiting histone deacetylase.
34. A compound according to claim 1 for use in treatment of a disease selected from the group consisting of a cell proliferative disease, a protozoal disease and a fungal disease.
35. The compound of claim 34, wherein said treatment is effected by inhibiting histone deacetylase.
36. The compound of claim 34, wherein said cell proliferative disease is a neoplastic cell proliferative disease.
37. The compound of claim 34, wherein said cell proliferative disease is cancer.
38. The compound of claim 37, wherein said cancer is a solid tumor cancer.
39. The compound of claim 37, wherein said cancer is selected from the group consisting of a lymphoma, lung cancer, colon cancer, prostate cancer, stomach cancer, breast cancer and leukemia.
40. A pharmaceutical composition comprising a compound according to claim 1 and a pharmaceutically acceptable carrier.
41. The pharmaceutical composition of claim 40 further comprising a nucleic acid level inhibitor of histone deacetylase.
42. The pharmaceutical composition of claim 41, wherein said nucleic acid level inhibitor is an antisense oligonucleotide complementary to a nucleic acid that encodes for a histone deacetylase.
43. The pharmaceutical composition of claim 42, wherein said antisense oligonucleotide is selected from the group consisting of SEQ ID No:1, SEQ ID No:2, SEQ ID No:3, SEQ ID No:4, SEQ ID No:5, SEQ ID No:6, SEQ ID No:7, SEQ ID No:8, SEQ ID No:9, SEQ ID No:10, SEQ ID No:11, SEQ ID No:12, SEQ ID No:13, SEQ ID No:14, SEQ ID No:15, SEQ ID No:16, and SEQ ID No:17.

44. A method of inhibiting histone deacetylase, the method comprising contacting said histone deacetylase with an inhibiting effective amount of a compound according to claim 1.
45. A method of treating an individual having a disease selected from the group consisting of a cell proliferative disease, a protozoal disease and a fungal disease, said method comprising administering to said individual a treatment effective amount of the pharmaceutical composition of claim 40.
46. A method of treating an individual having a disease selected from the group consisting of a cell proliferative disease, a protozoal disease and a fungal disease, said method comprising administering to said individual a treatment effective amount of the pharmaceutical composition of claim 41.
47. The method of claim 45, wherein said cell proliferative disease is a neoplastic cell proliferative disease.
48. The method of claim 45, wherein said cell proliferative disease is cancer.
49. The method of claim 48, wherein said cancer is a solid tumor cancer.
50. The method of claim 49, wherein said cancer is selected from the group consisting of a lymphoma, lung cancer, colon cancer, prostate cancer, stomach cancer, breast cancer and leukemia.
51. The method of claim 46, wherein said cell proliferative disease is a neoplastic cell proliferative disease.
52. The method of claim 46, wherein said cell proliferative disease is cancer.
53. The method of claim 52, wherein said cancer is a solid tumor cancer.
54. The method of claim 53, wherein said cancer is selected from the group consisting of a lymphoma, lung cancer, colon cancer, prostate cancer, stomach cancer, breast cancer and leukemia.
55. A compound of the formula



or a pharmaceutically acceptable salt or *in vivo* hydrolyzable ester or amide thereof, wherein:

Φ is $-\text{NH}_2$ or $-\text{OH}$;

ring A is a heterocyclyl, wherein if said heterocyclyl contains an $-\text{NH}-$ moiety that nitrogen is optionally substituted by a group selected from K;

R^5 is a substituent on carbon and is selected from halo, nitro, cyano, hydroxy, trifluoromethyl, trifluoromethoxy, amino, carboxy, carbamoyl, mercapto, sulphamoyl, C_{1-6} -alkyl, C_{2-6} -alkenyl, C_{2-6} -alkynyl, C_{1-6} -alkoxy, C_{1-6} -alkanoyl, C_{1-6} -alkanoyloxy, $N(\text{C}_{1-6}\text{-alkyl})$ amino, $N,N(\text{C}_{1-6}\text{-alkyl})_2$ amino, C_{1-6} -alkanoylamino, $N(\text{C}_{1-6}\text{-alkyl})$ carbamoyl, $N,N(\text{C}_{1-6}\text{-alkyl})_2$ carbamoyl, C_{1-6} -alkyl $\text{S}(\text{O})_a$ wherein a is 0 to 2, C_{1-6} -alkoxycarbonyl, $N(\text{C}_{1-6}\text{-alkyl})$ sulphamoyl, $N,N(\text{C}_{1-6}\text{-alkyl})_2$ sulphamoyl, aryl, aryloxy, aryl C_{1-6} -alkyl, heterocyclic group, (heterocyclic group) C_{1-6} -alkyl, or a group (B-E); wherein R^5 , including group (B-E), is optionally substituted on carbon by one or more W; and wherein if said heterocyclic group contains an $-\text{NH}-$ moiety that nitrogen is optionally substituted by J;

W is halo, nitro, cyano, hydroxy, trifluoromethyl, trifluoromethoxy, amino, carboxy, carbamoyl, mercapto, sulphamoyl, C_{1-6} -alkyl, C_{2-6} -alkenyl, C_{2-6} -alkynyl, C_{1-6} -alkoxy, C_{1-6} -alkanoyl, C_{1-6} -alkanoyloxy, $N(\text{C}_{1-6}\text{-alkyl})$ amino, $N,N(\text{C}_{1-6}\text{-alkyl})_2$ amino, C_{1-6} -alkanoylamino, $N(\text{C}_{1-6}\text{-alkyl})$ carbamoyl, $N,N(\text{C}_{1-6}\text{-alkyl})_2$ carbamoyl, C_{1-6} -alkyl $\text{S}(\text{O})_a$ wherein a is 0 to 2, C_{1-6} -alkoxycarbonyl, $N(\text{C}_{1-6}\text{-alkyl})$ sulphamoyl, $N,N(\text{C}_{1-6}\text{-alkyl})_2$ sulphamoyl, or a group (B'-E'); wherein W, including group (B'-E'), is optionally substituted on carbon by one or more Y;

Y and Z are independently selected from halo, nitro, cyano, hydroxy, trifluoromethyl, trifluoromethoxy, amino, carboxy, carbamoyl, mercapto, sulphamoyl, C_{1-6} -alkyl, C_{2-6} -alkenyl, C_{2-6} -alkynyl, C_{1-6} -alkoxy, C_{1-6} -alkanoyl, C_{1-6} -alkanoyloxy, $N(\text{C}_{1-6}\text{-alkyl})$ amino, $N,N(\text{C}_{1-6}\text{-alkyl})_2$ amino, C_{1-6} -alkanoylamino, $N(\text{C}_{1-6}\text{-alkyl})$ carbamoyl, $N,N(\text{C}_{1-6}\text{-alkyl})_2$ carbamoyl, C_{1-6} -alkyl $\text{S}(\text{O})_a$ wherein a is 0 to 2, C_{1-6} -alkoxycarbonyl, $N(\text{C}_{1-6}\text{-alkyl})$ sulphamoyl or $N,N(\text{C}_{1-6}\text{-alkyl})_2$ sulphamoyl;

G, J and K are independently selected from C_{1-8} -alkyl, C_{1-8} -alkenyl, C_{1-8} -alkanoyl, C_{1-8} -alkylsulphonyl, C_{1-8} -alkoxycarbonyl, carbamoyl, $N(\text{C}_{1-8}\text{-alkyl})$ carbamoyl, $N,N(\text{C}_{1-8}\text{-alkyl})_2$ carbamoyl, benzyloxycarbonyl, benzoyl, phenylsulphonyl, aryl, aryl C_{1-6} -alkyl or (heterocyclic group) C_{1-6} -alkyl; wherein G, J, and K are optionally substituted on carbon by one or more Q; and wherein if said heterocyclic group contains an $-\text{NH}-$ moiety that nitrogen is optionally substituted by hydrogen or C_{1-6} alkyl;

Q is halo, nitro, cyano, hydroxy, trifluoromethyl, trifluoromethoxy, amino, carboxy, carbamoyl, mercapto, sulphamoyl, C₁₋₆-alkyl, C₂₋₆-alkenyl, C₂₋₆-alkynyl, C₁₋₆-alkoxy, C₁₋₆-alkanoyl, C₁₋₆-alkanoyloxy, N-(C₁₋₆-alkyl)amino, N,N-(C₁₋₆-alkyl)₂amino, C₁₋₆-alkanoylamino, N-(C₁₋₆-alkyl)carbamoyl, N,N-(C₁₋₆-alkyl)₂carbamoyl, C₁₋₆-alkylS(O)_a wherein a is 0 to 2, C₁₋₆-alkoxycarbonyl, C₁₋₆-alkoxycarbonylamino, N-(C₁₋₆-alkyl)sulphamoyl, N,N-(C₁₋₆-alkyl)₂sulphamoyl, aryl, aryloxy, aryl C₁₋₆-alkyl, arylC₁₋₆-alkoxy, heterocyclic group, (heterocyclic group)C₁₋₆-alkyl, (heterocyclic group)C₁₋₆-alkoxy, or a group (B''-E''); wherein Q, including group (B''-E''), is optionally substituted on carbon by one or more Z;

B, B' and B'' are independently selected from C₁₋₆-alkyl, C₂₋₆-alkenyl, C₂₋₆-alkynyl, C₃₋₈-cycloalkyl, C₃₋₈-cycloalkylC₁₋₆-alkyl, aryl, arylC₁₋₆-alkyl, heterocyclic group, (heterocyclic group)C₁₋₆-alkyl, phenyl or phenylC₁₋₆-alkyl; wherein B, B' and B'' is optionally substituted on carbon by one or more D; and wherein if said heterocyclic group contains an -NH- moiety that nitrogen is optionally substituted by a group selected from G;

E, E' and E'' are independently selected from -N(R^a), -O-, -C(O)O-, -OC(O)-, -C(O)-, -N(R^a)C(O)-, -N(R^a)C(O)N(R^b)-, -N(R^a)C(O)O-, -OC(O)N(R^a)-, -C(O)N(R^a)-, S(O)_r, -SO₂N(R^a)-, -N(R^a)SO₂- wherein R^a and R^b are independently selected from hydrogen or C₁₋₆-alkyl optionally substituted by one or more F and r is 0-2;

D and F are independently selected from halo, nitro, cyano, hydroxy, trifluoromethyl, trifluoromethoxy, amino, carboxy, carbamoyl, mercapto, sulphamoyl, C₁₋₆-alkyl, C₂₋₆-alkenyl, C₂₋₆-alkynyl, C₁₋₆-alkoxy, C₁₋₆-alkanoyl, C₁₋₆-alkanoyloxy, N-(C₁₋₆-alkyl)amino, N,N-(C₁₋₆-alkyl)₂amino, C₁₋₆-alkanoylamino, N-(C₁₋₆-alkyl)carbamoyl, N,N-(C₁₋₆-alkyl)₂carbamoyl, C₁₋₆-alkylS(O)_a wherein a is 0 to 2, C₁₋₆-alkoxycarbonyl, N-(C₁₋₆-alkyl)sulphamoyl or N,N-(C₁₋₆-alkyl)₂sulphamoyl;

m is 0, 1, 2, 3 or 4; wherein the values of R⁵ may be the same or different;

R⁶ is halo;

n is 0, 1 or 2; wherein the values of R⁶ are the same or different; and

R¹, R², R³, and R⁴ are as defined in claim 1.

56. The compound of claim 55 wherein:

Ring A is a heterocyclyl;

R⁵ is halo, nitro, cyano, hydroxy, trifluoromethyl, trifluoromethoxy, amino, carboxy,

carbamoyl, mercapto, sulphamoyl, C₁₋₆-alkyl, C₂₋₆-alkenyl, C₂₋₆-alkynyl, C₁₋₆-alkoxy, C₁₋₆-

alkanoyl, C₁₋₆alkanoyloxy, N(C₁₋₆alkyl)amino, N,N(C₁₋₆alkyl)₂amino, C₁₋₆alkanoylamino, N(C₁₋₆alkyl)carbamoyl, N,N(C₁₋₆alkyl)₂carbamoyl, C₁₋₆alkylS(O)_a wherein a is 0 to 2, C₁₋₆alkoxycarbonyl, N(C₁₋₆alkyl)sulphamoyl, N,N(C₁₋₆alkyl)₂sulphamoyl or a group (B-E); wherein, B is selected from C₁₋₆alkyl, C₂₋₆alkenyl, C₂₋₆alkynyl, C₃₋₈cycloalkyl, C₃₋₈cycloalkylC₁₋₆alkyl, phenyl, heterocyclyl, phenyl₁₋₆alkyl or heterocyclylC₁₋₆alkyl; wherein B is optionally substituted on carbon by one or more D; and wherein if said heterocyclyl contains an -NH- moiety that nitrogen is optionally substituted by a group selected from G;

E is -N(R^a)-, -O-, -C(O)O-, -OC(O)-, -C(O)-, -N(R^a)C(O)-, -C(O)N(R^a)-, -S(O)_r-, -SO₂N(R^a)-, -N(R^a)SO₂- wherein R^a is hydrogen or C₁₋₆alkyl optionally substituted by one or more D and r is 0-2;

D is independently selected from halo, nitro, cyano, hydroxy, trifluoromethyl, trifluoromethoxy, amino, carboxy, carbamoyl, mercapto, sulphamoyl, C₁₋₆alkyl, C₂₋₆alkenyl, C₂₋₆alkynyl, C₁₋₆alkoxy, C₁₋₆alkanoyl, C₁₋₆alkanoyloxy, N(C₁₋₆alkyl)amino, N,N(C₁₋₆alkyl)₂amino, C₁₋₆alkanoylamino, N(C₁₋₆alkyl)carbamoyl, N,N(C₁₋₆alkyl)₂carbamoyl, C₁₋₆alkylS(O)_a wherein a is 0 to 2, C₁₋₆alkoxycarbonyl, N(C₁₋₆alkyl)sulphamoyl and N,N(C₁₋₆alkyl)₂sulphamoyl;

G is selected from C₁₋₄alkyl, C₁₋₄alkanoyl, C₁₋₄alkylsulphonyl, C₁₋₄alkoxycarbonyl, carbamoyl, N(C₁₋₄alkyl)carbamoyl, N,N(C₁₋₄alkyl)carbamoyl, benzyl, benzyloxycarbonyl, benzoyl and phenylsulphonyl;

m is 0, 1, 2, 3 or 4; wherein the values of R⁵ are the same or different;

R⁶ is halo; and

n is 0, 1 or 2; wherein the values of R⁶ are the same or different.

57. The compound of claim 56 wherein:

Ring A is a pyridyl, quinolyl, indolyl, pyrimidinyl, morpholinyl, piperidinyl, piperazinyl, pyradazinyl, pyrazinyl, thiazolyl, thienyl, thienopyrimidinyl, thienopyridinyl, purinyl, triazinyl, oxazolyl, pyrazolyl, or furanyl; wherein if Ring A contains an -NH- moiety that nitrogen is optionally substituted by a group selected from K;

R⁵ is a substituent on carbon and is selected from halo, amino, C₁₋₆alkyl, C₁₋₆alkoxy, N(C₁₋₆alkyl)amino, aryl, aryloxy, arylC₁₋₆alkyl, heterocyclic group, (heterocyclic group)C₁₋₆alkyl, or a group (B-E); wherein R⁵, including group (B-E-), is optionally substituted on carbon by

one or more W; and wherein if said heterocyclic group contains an -NH- moiety that nitrogen is optionally substituted by J;

W is hydroxy, mercapto, C₁₋₆-alkyl, C₁₋₆-alkoxy, N,N-(C₁₋₆-alkyl)₂amino or a group (B'-E');

wherein W, including group (B'-E'), is optionally substituted on carbon by one or more Y;

Y and Z are independently selected from halo, nitro, cyano, hydroxy, C₁₋₆-alkoxy, N,N-(C₁₋₆-alkyl)₂amino or C₁₋₆-alkanoylamino;

G, J and K are independently selected from C₁₋₈-alkyl, C₂₋₈-alkenyl, C₁₋₈-alkanoyl, aryl, arylC₁₋₆-alkyl or (heterocyclic group)C₁₋₆-alkyl; wherein G, J and K are optionally substituted on carbon by one or more Q; and wherein if said heterocyclic group contains an -NH- moiety that nitrogen is optionally substituted by hydrogen or C₁₋₆-alkyl;

Q is cyano, hydroxy, C₁₋₆-alkoxy, C₁₋₆-alkanoyloxy, C₁₋₆-alkoxycarbonyl, C₁₋₆-alkoxycarbonylamino, aryl, aryloxy or a group (B"-E"-); wherein Q, including group (B"-E"-), is optionally substituted on carbon by one or more Z;

B, B' and B" are independently selected from C₁₋₆-alkyl, C₂₋₆-alkenyl, C₂₋₆-alkynyl, C₃₋₈-cycloalkyl, C₃₋₈-cycloalkylC₁₋₆-alkyl, aryl, arylC₁₋₆-alkyl, heterocyclic group, (heterocyclic group)C₁₋₆-alkyl, phenyl or phenylC₁₋₆-alkyl; wherein B, B' and B" are optionally substituted on carbon by one or more D; and wherein if said heterocyclic group contains an -NH- moiety that nitrogen is optionally substituted by a group selected from G;

E, E' and E" are independently selected from -N(R^a)-, -O-, -C(O)O-, -OC(O)-, -C(O)-, -N(R^a)C(O)-, -N(R^a)C(O)N(R^a), -N(R^a)C(O)O-, -OC(O)N(R^a)-, -C(O)N(R^a)-, -S(O)_r-, -SO₂N(R^a)-, -N(R^a)SO₂- wherein R^a and R^b are independently selected from hydrogen or C₁₋₆-alkyl optionally substituted by one or more F and r is 0-2;

D and F are independently selected from halo, C₁₋₆-alkoxy or N,N-(C₁₋₆-alkyl)₂amino;

m is 0, 1, 2, 3 or 4; wherein the values of R⁵ are the same or different;

R⁶ is fluoro or chloro; and

n is 0, 1 or 2, wherein the values of R⁶ are the same or different;

58. The compound of claim 57 wherein:

Ring A is pyridin-4-yl, pyridin-3-yl, pyridin-2-yl, quinolin-8-yl, pyrimidin-6-yl, pyrimidin-5-yl, pyrimidin-4-yl, morpholin-4-yl, piperidin-4-yl, piperidin-3-yl, piperidin-2-yl, piperazin-4-yl, pyridazin-5-yl, pyrazin-6-yl, thiazol-2-yl, thien-2-yl, thieno[3,2-d]pyrimidinyl,

thieno[3,2b]pyrimidinyl, thieno[3,2b]pyridinyl, purin-6-yl or triazin-6-yl; wherein if Ring A contains an -NH- moiety that nitrogen is optionally substituted by a group selected from K; R⁵ is a substituent on carbon and is selected from fluoro, chloro, amino, methyl, ethyl, propyl, methoxy, *N*-methylamino, *N*-ethylamino, *N*-propylamino, *N*-butylamino, phenyl, naphthylethyl, piperazin-1-yl, piperidin-1-yl, piperidin-4-yl, 2-(thiomethyl)pyrimidin-4-yl, tetrahydrofuran-2-ylmethyl, tetrahydropyran-2-ylmethyl, 1,2,5-thiadiazol-3-ylethyl, piperidin-1-ylmethyl, pyridin-2-ylmethyl, or a group (B-B-); wherein R⁵, including group (B-B-), is optionally substituted on carbon by one or more W; and wherein if said heterocyclic group contains an -NH- moiety that nitrogen is optionally substituted by J;

W is hydroxy, methyl, ethyl, ethoxy, *N,N*(diethyl)amino, *N,N*(dibutyl)amino, or a group (B'-E'); wherein W, including group (B'-E'-), is optionally substituted on carbon by one or more Y;

Y and Z are independently selected from fluoro, chloro, bromo, nitro, cyano, hydroxy, methoxy, *N,N*(dimethyl)amino or methylcarbonylamino;

G, J and K are independently selected from methyl, ethyl, propyl, pentyl, 2-methylbutyl, butyl, acetyl, benzyl, 3-(pyrrol-1-yl)propyl or pyrrolidin-2-one-(5S)-methyl; wherein G, J and K are optionally substituted on carbon by one or more Q; and wherein if said heterocyclic group contains an -NH- moiety that nitrogen is optionally substituted by hydrogen or methyl;

Q is cyano, hydroxy, methoxy, ethoxy, methylcarbonyloxy, methoxycarbonyl, *t*-butoxycarbonylamino, phenyl or a group (B"-E"-); wherein Q, including group (B"-E"-), is optionally substituted on carbon by one or more Z;

B, B' and B" are independently selected from methyl, ethyl, propyl, cyclohexyl, phenyl, benzyl, 1,2,3,4-tetrahydroquinolinyl, 3-morpholinopropyl, 2-morpholinoethyl, 2-pyrrolidin-1-ylethyl, 3-morpholinopropyl, 3-(4-methylpiperazin-1-yl)propyl, 2-piperidin-1-ylethyl, 3-piperidin-1-ylpropyl, pyridin-3-ylmethyl or imidazol-1-ylpropyl; wherein B, B' and B" are optionally substituted on carbon by one or more D; and wherein if said heterocyclic group contains an -NH- moiety that nitrogen is optionally substituted by a group selected from G;

E, E' and E" are independently selected from -N(R^a), -O-, -C(O)-, -NHC(O)-, -N(R^a)C(O)O-; wherein R^a is hydrogen or methyl optionally substituted by one or more F;

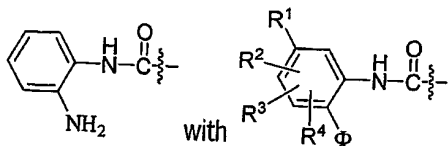
D and F are independently selected from fluoro, methoxy or ethoxy;

m is 0, 1, or 2; wherein the values of R⁵ are the same or different;

R⁶ is fluoro; and

n is 0 or 1.

59. The compound of claim 55 that is selected from one of the compounds from Tables 1-8 and 13 of WO 03/087057 modified by replacing the terminal moiety:

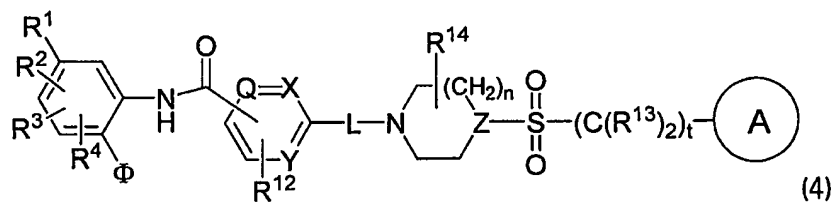


, wherein Φ , R¹, R², R³, and R⁴ are as defined in claim 1.

60. A compound according to claim 55 for use in inhibiting histone deacetylase.
61. A compound according to claim 55 for use in treatment of a disease selected from the group consisting of a cell proliferative disease, a protozoal disease and a fungal disease.
62. The compound of claim 61, wherein said treatment is effected by inhibiting histone deacetylase.
63. The compound of claim 61, wherein said cell proliferative disease is a neoplastic cell proliferative disease.
64. The compound of claim 61, wherein said cell proliferative disease is cancer.
65. The compound of claim 64, wherein said cancer is a solid tumor cancer.
66. The compound of claim 64, wherein said cancer is selected from the group consisting of a lymphoma, lung cancer, colon cancer, prostate cancer, stomach cancer, breast cancer and leukemia.
67. A pharmaceutical composition comprising a compound according to claim 55 and a pharmaceutically acceptable carrier.
68. The pharmaceutical composition of claim 67 further comprising a nucleic acid level inhibitor of histone deacetylase.
69. The pharmaceutical composition of claim 68, wherein said nucleic acid level inhibitor is an antisense oligonucleotide complementary to a nucleic acid that encodes for a histone deacetylase.
70. The pharmaceutical composition of claim 69, wherein said antisense oligonucleotide is selected from the group consisting of SEQ ID No:1, SEQ ID No:2, SEQ ID No:3, SEQ ID No:4, SEQ ID No:5, SEQ ID No:6, SEQ ID No:7, SEQ ID No:8, SEQ ID No:9, SEQ ID No:10, SEQ ID No:11, SEQ ID No:12, SEQ ID No:13, SEQ ID No:14, SEQ ID No:15, SEQ ID No:16, and SEQ ID No:17.
71. A method of inhibiting histone deacetylase, the method comprising contacting said histone deacetylase with an inhibiting effective amount of a compound according to claim 55.

72. A method of treating an individual having a disease selected from the group consisting of a cell proliferative disease, a protozoal disease and a fungal disease, said method comprising administering to said individual a treatment effective amount of the pharmaceutical composition of claim 67.
73. A method of treating an individual having a disease selected from the group consisting of a cell proliferative disease, a protozoal disease and a fungal disease, said method comprising administering to said individual a treatment effective amount of the pharmaceutical composition of claim 68.
74. The method of claim 72, wherein said cell proliferative disease is a neoplastic cell proliferative disease.
75. The method of claim 72, wherein said cell proliferative disease is cancer.
76. The method of claim 75, wherein said cancer is a solid tumor cancer.
77. The method of claim 76, wherein said cancer is selected from the group consisting of a lymphoma, lung cancer, colon cancer, prostate cancer, stomach cancer, breast cancer and leukemia.
78. The method of claim 73, wherein said cell proliferative disease is a neoplastic cell proliferative disease.
79. The method of claim 73, wherein said cell proliferative disease is cancer.
80. The method of claim 77, wherein said cancer is a solid tumor cancer.
81. The method of claim 78, wherein said cancer is selected from the group consisting of a lymphoma, lung cancer, colon cancer, prostate cancer, stomach cancer, breast cancer and leukemia.

82. A compound of the formula:



the N-oxide forms, the pharmaceutically acceptable addition salts or the stereo-chemically isomeric forms thereof, wherein

Φ is $-\text{NH}_2$ or $-\text{OH}$;

n is 0, 1, 2 or 3, wherein when n is 0 then a direct bond is intended;

t is 0, 1, 2, 3 or 4, wherein when t is 0 then a direct bond is intended;

Q, X, Y, and Z are independently N or CH;

R¹ is H or as defined in claim 1;

R², R³, and R⁴ are as defined in claim 1;

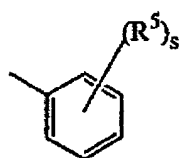
R¹² is hydrogen, halo, hydroxy, amino, nitro, C₁₋₆-alkyl, C₁₋₆-alkyloxy, trifluoromethyl, di(C₁₋₆-alkyl)amino, hydroxyamino and naphthalenylsulfonylpyrazinyl;

-L- is a direct bond or a bivalent radical selected from C₁₋₆-alkanediyl, amino, carbonyl and aminocarbonyl;

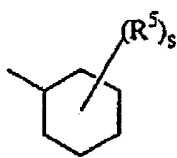
each R¹³ is a hydrogen atom, wherein when t is 2, 3, or 4 one of the R¹³ is optionally aryl;

R¹⁴ is hydrogen, hydroxy, amino, hydroxyC₁₋₆-alkyl, C₁₋₆-alkyl, C₁₋₆-alkyloxy, arylC₁₋₆-alkyl, aminocarbonyl, hydroxycarbonyl, aminoC₁₋₆-alkyl, aminocarbonylC₁₋₆-alkyl, hydroxycarbonylC₁₋₆-alkyl, hydroxyaminocarbonyl, C₁₋₆-alkyloxycarbonyl, C₁₋₆-alkylaminoC₁₋₆-alkyl or di(C₁₋₆-alkyl)aminoC₁₋₆-alkyl;

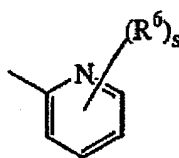
Ring A is selected from



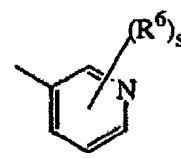
(a-1)



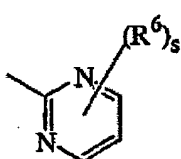
(a-2)



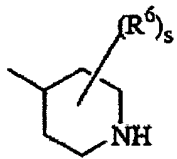
(a-3)



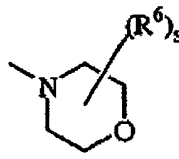
(a-4)



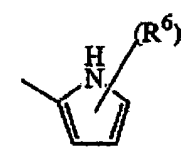
(a-5)



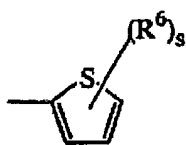
(a-6)



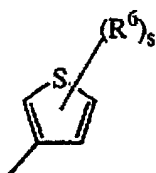
(a-7)



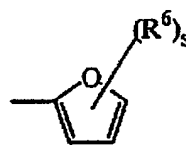
(a-8)



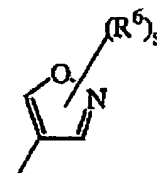
(a-9)



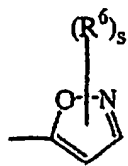
(a-10)



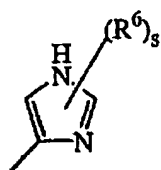
(a-11)



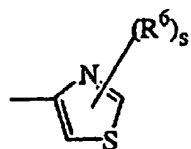
(a-12)



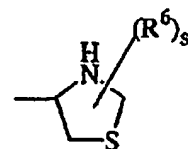
(a-13)



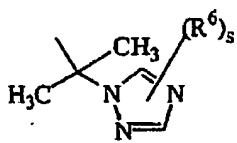
(a-14)



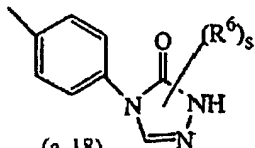
(a-15)



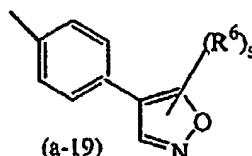
(a-16)



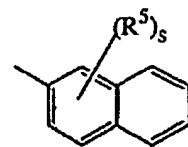
(a-17)



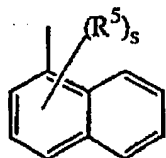
(a-18)



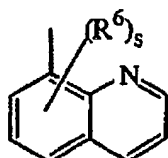
(a-19)



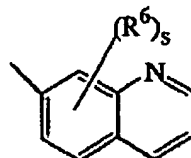
(a-20)



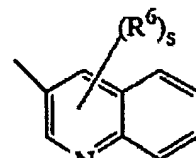
(a-21)



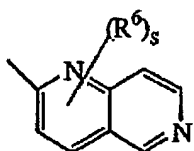
(a-22)



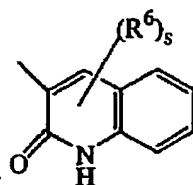
(a-23)



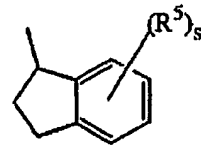
(a-24)



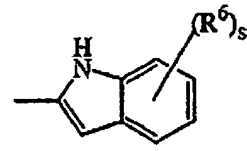
(a-25)



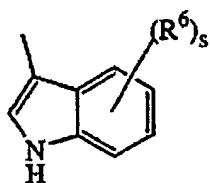
(a-26)



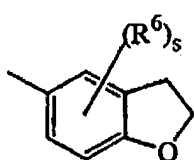
(a-27)



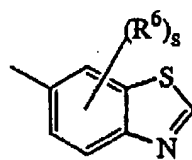
(a-28)



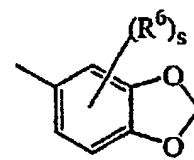
(a-29)



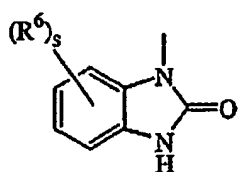
(a-30)



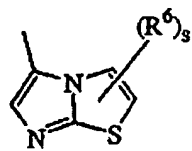
(a-31)



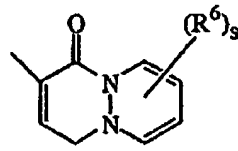
(a-32)



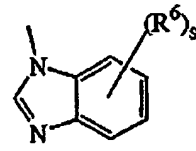
(a-33)



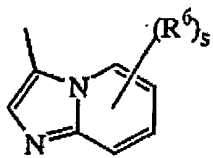
(a-34)



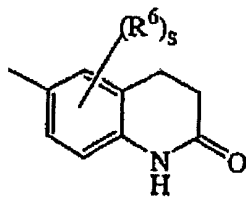
(a-35)



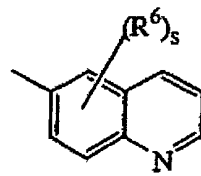
(a-36)



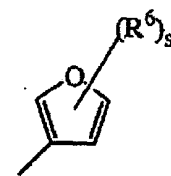
(a-37)



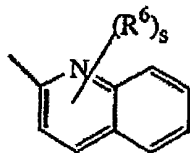
(a-38)



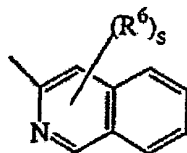
(a-39)



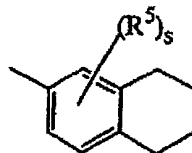
(a-40)



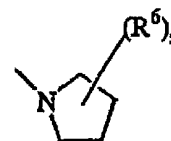
(a-41)



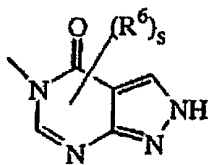
(a-42)



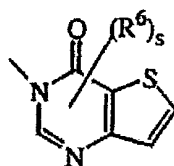
(a-43)



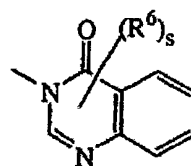
(a-44)



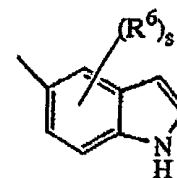
(a-45)



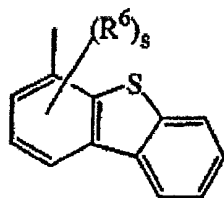
(a-46)



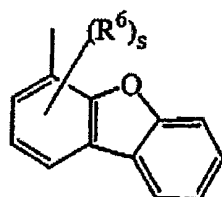
(a-47)



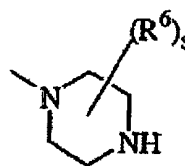
(a-48)



(a-49)



(a-50)



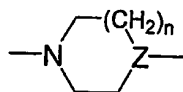
(a-51)

wherein each s is independently 0, 1, 2, 3, 4 or 5;

R^5 and R^6 are independently selected from hydrogen; halo; hydroxy; amino; nitro; trihalo C_{1-6} -alkyl; trihalo C_{1-6} -alkyloxy; C_{1-6} -alkyl; C_{1-6} -alkyl substituted with aryl and C_{3-10} -cycloalkyl; C_{1-6} -alkyloxy; C_{1-6} -alkyloxy C_{1-6} -alkyloxy; C_{1-6} -alkylcarbonyl; C_{1-6} -alkyloxycarbonyl; C_{1-6} -alkylsulfonyl; cyano C_{1-6} -alkyl; hydroxy C_{1-6} -alkyl; hydroxy C_{1-6} -alkyloxy; hydroxy C_{1-6} -alkylamino; amino C_{1-6} -alkyloxy; di(C_{1-6} -alkyl)aminocarbonyl; di(hydroxy C_{1-6} -alkyl)amino; (aryl)(C_{1-6} -alkyl)amino; di(C_{1-6} -alkyl)amino C_{1-6} -alkyloxy; di(C_{1-6} -alkyl)amino C_{1-6} -alkylamino; di(C_{1-6} -alkyl)amino C_{1-6} -alkylamino C_{1-6} -alkyl; arylsulfonyl; arylsulfonylamino; aryloxy; aryloxy C_{1-6} -alkyl; aryl C_{2-6} -alkenediyl; di(C_{1-6} -alkyl)amino; di(C_{1-6} -alkyl)amino C_{1-6} -alkyl; di(C_{1-6} -alkyl)amino(C_{1-6} -alkyl)amino; di(C_{1-6} -alkyl)amino(C_{1-6} -alkyl)amino C_{1-6} -alkyl; di(C_{1-6} -

alkyl)aminoC₁₋₆alkyl(C₁₋₆alkyl)amino; di(C₁₋₆alkyl)aminoC₁₋₆alkyl(C₁₋₆alkyl)aminoC₁₋₆alkyl; aminosulfonylamino(C₁₋₆alkyl)amino; aminosulfonylamino(C₁₋₆alkyl)aminoC₁₋₆alkyl; di(C₁₋₆alkyl)aminosulfonylamino(C₁₋₆alkyl)amino; di(C₁₋₆alkyl)aminosulfonylamino(C₁₋₆alkyl)aminoC₁₋₆alkyl; cyano; thiophenyl; thiophenyl substituted with di(C₁₋₆alkyl)aminoC₁₋₆alkyl(C₁₋₆alkyl)aminoC₁₋₆alkyl, di(C₁₋₆alkyl)aminoC₁₋₆alkyl, C₁₋₆alkylpiperazinylC₁₋₆alkyl, hydroxyC₁₋₆alkylpiperazinylC₁₋₆alkyl, hydroxyC₁₋₆alkyloxyC₁₋₆alkylpiperazinylC₁₋₆alkyl, di(C₁₋₆alkyl)aminosulfonylpiperazinylC₁₋₆alkyl, C₁₋₆alkyloxypiperidinyl, C₁₋₆alkyloxypiperidinylC₁₋₆alkyl, morpholinylC₁₋₆alkyl, hydroxyC₁₋₆alkyl(C₁₋₆alkyl)aminoC₁₋₆alkyl, or di(hydroxyC₁₋₆alkyl)aminoC₁₋₆alkyl; furanyl; furanyl substituted with hydroxyC₁₋₆alkyl; benzofuranyl; imidazolyl; oxazolyl; oxazolyl substituted with aryl and C₁₋₆alkyl; C₁₋₆alkyltriazolyl; tetrazolyl; pyrrolidinyl; pyrrolyl; piperidinylC₁₋₆alkyloxy; morpholinyl; C₁₋₆alkylmorpholinyl; morpholinylC₁₋₆alkyloxy; morpholinylC₁₋₆alkyl; morpholinylC₁₋₆alkylamino; morpholinylC₁₋₆alkylaminoC₁₋₆alkyl; piperazinyl; C₁₋₆alkylpiperazinyl; C₁₋₆alkylpiperazinylC₁₋₆alkyloxy; piperazinylC₁₋₆alkyl; naphthalenylsulfonylpiperazinyl; naphthalenylsulfonylpiperidinyl; naphthalenylsulfonyl; C₁₋₆alkylpiperazinylC₁₋₆alkyl; C₁₋₆alkylpiperazinylC₁₋₆alkylamino; C₁₋₆alkylpiperazinylC₁₋₆alkylaminoC₁₋₆alkyl; C₁₋₆alkylpiperazinylsulfonyl; aminosulfonylpiperazinylC₁₋₆alkyloxy; aminosulfonylpiperazinyl; aminosulfonylpiperazinylC₁₋₆alkyl; di(C₁₋₆alkyl)aminosulfonylpiperazinyl; di(C₁₋₆alkyl)aminosulfonylpiperazinylC₁₋₆alkyl; hydroxyC₁₋₆alkylpiperazinyl; hydroxyC₁₋₆alkylpiperazinylC₁₋₆alkyl; C₁₋₆alkyloxypiperidinyl; C₁₋₆alkyloxypiperidinylC₁₋₆alkyl; piperidinylaminoC₁₋₆alkylamino; piperidinylaminoC₁₋₆alkylaminoC₁₋₆alkyl; (C₁₋₆alkylpiperidinyl)(hydroxyC₁₋₆alkyl)aminoC₁₋₆alkylamino; (C₁₋₆alkylpiperidinyl)(hydroxyC₁₋₆alkyl)aminoC₁₋₆alkylaminoC₁₋₆alkyl; hydroxyC₁₋₆alkyloxyC₁₋₆alkylpiperazinyl; hydroxyC₁₋₆alkyloxyC₁₋₆alkylpiperazinylC₁₋₆alkyl; (hydroxyC₁₋₆alkyl)(C₁₋₆alkyl)amino; (hydroxyC₁₋₆alkyl)(C₁₋₆alkyl)aminoC₁₋₆alkyl; hydroxyC₁₋₆alkylaminoC₁₋₆alkyl; di(hydroxyC₁₋₆alkyl)aminoC₁₋₆alkyl; pyrrolidinylC₁₋₆alkyl; pyrrolidinylC₁₋₆alkyloxy; pyrazolyl; thiopyrazolyl; pyrazolyl substituted with two substituents selected from C₁₋₆alkyl and trihaloC₁₋₆alkyl; pyridinyl; pyridinyl substituted with C₁₋₆alkyloxy, aryloxy or aryl; pyrimidinyl; tetrahydropyrimidinylpiperazinyl; tetrahydropyrimidinylpiperazinylC₁₋₆alkyl; quinolinyl; indolyl; phenyl; phenyl substituted with one, two or three substituents independently selected from halo, amino, nitro, C₁₋₆alkyl, C₁₋₆alkyloxy, hydroxyC₁₋₄alkyl, trifluoromethyl,

trifluoromethoxy, hydroxyC₁₋₄-alkyloxy, C₁₋₄-alkylsulfonyl, C₁₋₄-alkyloxyC₁₋₄-alkyloxy, C₁₋₄-alkyloxycarbonyl, aminoC₁₋₄-alkyloxy, di(C₁₋₄-alkyl)aminoC₁₋₄-alkyloxy, di(C₁₋₄-alkyl)amino, di(C₁₋₄-alkyl)aminocarbonyl, di(C₁₋₄-alkyl)aminoC₁₋₄-alkyl, di(C₁₋₄-alkyl)aminoC₁₋₄-alkylaminoC₁₋₄-alkyl, di(C₁₋₄-alkyl)amino(C₁₋₄-alkyl)amino, di(C₁₋₄-alkyl)amino(C₁₋₄-alkyl)aminoC₁₋₄-alkyl, di(C₁₋₄-alkyl)aminoC₁₋₄-alkyl(C₁₋₄-alkyl)amino, di(C₁₋₄-alkyl)aminoC₁₋₄-alkyl(C₁₋₄-alkyl)aminoC₁₋₄-alkyl, aminosulfonylamino(C₁₋₄-alkyl)amino, aminosulfonylamino(C₁₋₄-alkyl)aminoC₁₋₄-alkyl, di(C₁₋₄-alkyl)aminosulfonylamino(C₁₋₄-alkyl)amino, di(C₁₋₄-alkyl)aminosulfonylamino(C₁₋₄-alkyl)aminoC₁₋₄-alkyl, cyano, piperidinyC₁₋₄-alkyloxy, pyrrolidinyC₁₋₄-alkyloxy, aminosulfonylpiperaziny, aminosulfonylpiperazinyC₁₋₄-alkyl, di(C₁₋₄-alkyl)aminosulfonylpiperaziny, di(C₁₋₄-alkyl)aminosulfonylpiperazinyC₁₋₄-alkyl, hydroxyC₁₋₄-alkylpiperaziny, hydroxyC₁₋₄-alkylpiperazinyC₁₋₄-alkyl, C₁₋₄-alkyloxypiperidiny, C₁₋₄-alkyloxypiperidinyC₁₋₄-alkyl, hydroxyC₁₋₄-alkyloxyC₁₋₄-alkylpiperaziny, hydroxyC₁₋₄-alkyloxyC₁₋₄-alkylpiperazinyC₁₋₄-alkyl, (hydroxyC₁₋₄-alkyl)(C₁₋₄-alkyl)amino, (hydroxyC₁₋₄-alkyl)(C₁₋₄-alkyl)aminoC₁₋₄-alkyl, di(hydroxyC₁₋₄-alkyl)amino, di(hydroxyC₁₋₄-alkyl)aminoC₁₋₄-alkyl, furanyl, furanyl substituted with -CH=CH-CH=CH-, pyrrolidinyC₁₋₄-alkyl, pyrrolidinyC₁₋₄-alkyloxy, morpholiny, morpholinyC₁₋₄-alkyloxy, morpholinyC₁₋₄-alkyl, morpholinyC₁₋₄-alkylamino, morpholinyC₁₋₄-alkylaminoC₁₋₄-alkyl, piperaziny, C₁₋₄-alkylpiperaziny, C₁₋₄-alkylpiperazinyC₁₋₄-alkyloxy, piperazinyC₁₋₄-alkyl, C₁₋₄-alkylpiperazinyC₁₋₄-alkyl, C₁₋₄-alkylpiperazinyC₁₋₄-alkylamino, C₁₋₄-alkylpiperazinyC₁₋₄-alkylaminoC₁₋₆-alkyl, tetrahydropyrimidinylpiperaziny, tetrahydropyrimidinylpiperazinyC₁₋₄-alkyl, piperidinylaminoC₁₋₄-alkylamino, piperidinylaminoC₁₋₄-alkylaminoC₁₋₄-alkyl, (C₁₋₄-alkylpiperidiny)(hydroxyC₁₋₄-alkyl)aminoC₁₋₄-alkylamino, (C₁₋₄-alkylpiperidiny)(hydroxyC₁₋₄-alkyl)aminoC₁₋₄-alkylaminoC₁₋₄-alkyl, pyridinyC₁₋₄-alkyloxy, hydroxyC₁₋₄-alkylamino, hydroxyC₁₋₄-alkylaminoC₁₋₄-alkyl, di(C₁₋₄-alkyl)aminoC₁₋₄-alkylamino, aminothiadiazolyl, aminosulfonylpiperazinyC₁₋₄-alkyloxy, and thiophenyC₁₋₄-alkylamino; the central moiety



is optionally bridged (*i.e.*, forming a bicyclic moiety) with a methylene, ethylene or propylene bridge;

each R⁵ and R⁶ can be placed on the nitrogen in replacement of the hydrogen;

aryl in the above is phenyl, or phenyl substituted with one or more substituents each independently selected from halo, C₁₋₆-alkyl, C₁₋₆-alkyloxy, trifluoromethyl, cyano, and hydroxycarbonyl.

83. The compound of claim 82 wherein:

n is 1 or 2;

t is 0, 1 or 2;

each Z is nitrogen;

R¹² is hydrogen, nitro, C₁₋₆-alkyloxy, trifluoromethyl, di(C₁₋₆-alkyl) amino, hydroxyamino or naphthalenylsulfonylpyrazinyl;

-L- is a direct bond or a bivalent radical selected from C₁₋₆-alkanediy, carbonyl and aminocarbonyl;

each R¹³ is hydrogen;

R¹⁴ is hydrogen, hydroxyC₁₋₆-alkyl, aminocarbonyl, hydroxyaminocarbonyl or di(C₁₋₆-alkyl) aminoC₁₋₆-alkyl;

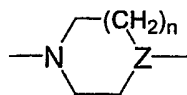
the A ring is a radical selected from (a-1), (a-7), (a-9), (a-10), (a-12), (a-14), (a-19), (a-20), (a-21), (a-22), (a-23), (a-30), (a-34), (a-49) and (a-50);

each s is independently 0, 1, 2 or 5;

each R⁵ and R⁶ are independently selected from hydrogen; halo; nitro; trihaloC₁₋₆-alkyl; trihaloC₁₋₆-alkyloxy; C₁₋₆-alkyl; C₁₋₆-alkyloxy; C₁₋₆-alkylsulfonyl; (aryl)(C₁₋₆-alkyl)amino; arylsulfonyl; aryloxy; arylC₂₋₆-alkenediy; di(C₁₋₆-alkyl)amino; thiophenyl; thiophenyl substituted with di(C₁₋₆-alkyl)aminoC₁₋₆-alkyl(C₁₋₆-alkyl)aminoC₁₋₆-alkyl, di(C₁₋₆-alkyl)aminoC₁₋₆-alkyl, C₁₋₆-alkylpiperazinylC₁₋₆-alkyl, hydroxyC₁₋₆-alkylpiperazinylC₁₋₆-alkyl, hydroxyC₁₋₆-alkyloxyC₁₋₆-alkylpiperazinylC₁₋₆-alkyl, di(C₁₋₆-alkyl)aminosulfonylpiperazinylC₁₋₆-alkyl, C₁₋₆-alkyloxy piperidinylC₁₋₆-alkyl, morpholinylC₁₋₆-alkyl, hydroxyC₁₋₆-alkyl(C₁₋₆-alkyl)aminoC₁₋₆-alkyl, or di(hydroxyC₁₋₆-alkyl)aminoC₁₋₆-alkyl; furanyl; oxazolyl; pyrrolyl; pyrazolyl; pyridinyl; pyridinyl substituted with C₁₋₆-alkyloxy; quinolinyl; indolyl; phenyl; and phenyl substituted with one, two or three substituents independently selected from halo, amino, C₁₋₆-alkyl, C₁₋₆-alkyloxy, hydroxyC₁₋₄-alkyl, trifluoromethyl, trifluoromethyloxy, di(C₁₋₄-alkyl)aminoC₁₋₄-alkyloxy, di(C₁₋₄-alkyl)amino, di(C₁₋₄-alkyl)aminoC₁₋₄-alkyl, di(C₁₋₄-alkyl)aminoC₁₋₄-alkyl(C₁₋₄-alkyl)amino, di(C₁₋₄-alkyl)aminoC₁₋₄-alkyl(C₁₋₄-alkyl)aminoC₁₋₄-alkyl, hydroxyC₁₋₄-alkylpiperazinylC₁₋₄-alkyl, hydroxyC₁₋₄-alkyloxyC₁₋₄-alkylpiperazinylC₁₋₄-alkyl, di(hydroxyC₁₋₄-

alkyl)aminoC₁₋₄-alkyl, pyrrolidinylC₁₋₄-alkyl, pyrrolidinylC₁₋₄-alkyloxy, morpholinylC₁₋₄-alkyloxy, morpholinylC₁₋₄-alkyl, and C₁₋₄-alkylpiperazinylC₁₋₄-alkyl, and

the central moiety



is optionally bridged (i.e., forming a bicyclic moiety) with a methylene bridge.

84. The compound of claim 83 wherein:
- t is 0 or 2;
 - R¹² is hydrogen;
 - L- is a direct bond;
 - R¹⁴ is hydrogen;
 - the A ring is a radical selected from (a-1), (a-9), (a-19), (a-20), (a-21), (a-22), (a-23), (a-49) and (a-50); and
 - each R⁵ and R⁶ is independently selected from hydrogen; halo; trihaloC₁₋₆-alkyl; trihaloC₁₋₆-alkyloxy; C₁₋₆-alkyl; C₁₋₆-alkyloxy; arylC₂₋₆-alkenediyl; di(C₁₋₆-alkyl)amino; thiophenyl; thiophenyl substituted with di(C₁₋₆-alkyl)aminoC₁₋₆-alkyl(C₁₋₆-alkyl)aminoC₁₋₆-alkyl, di(C₁₋₆-alkyl)aminoC₁₋₆-alkyl, C₁₋₆-alkylpiperazinylC₁₋₆-alkyl, hydroxyC₁₋₆-alkylpiperazinylC₁₋₆-alkyl, hydroxyC₁₋₆-alkyloxyC₁₋₆-alkylpiperazinylC₁₋₆-alkyl, C₁₋₆-alkyloxypiperidinylC₁₋₆-alkyl, morpholinylC₁₋₆-alkyl, hydroxyC₁₋₆-alkyl(C₁₋₆-alkyl)aminoC₁₋₆-alkyl, or di(hydroxyC₁₋₆-alkyl)aminoC₁₋₆-alkyl; furanyl; oxazolyl; pyrazolyl; pyridinyl; pyridinyl substituted with C₁₋₆-alkyloxy; quinolinyl; indolyl; phenyl; and phenyl substituted with one, two or three substituents independently selected from halo, amino, C₁₋₆-alkyl, C₁₋₆-alkyloxy, hydroxyC₁₋₄-alkyl, trifluoromethyl, trifluoromethoxy, di(C₁₋₄-alkyl)aminoC₁₋₄-alkyloxy, di(C₁₋₄-alkyl)amino, di(C₁₋₄-alkyl)aminoC₁₋₄-alkyl, di(C₁₋₄-alkyl)aminoC₁₋₄-alkyl(C₁₋₄-alkyl)aminoC₁₋₄-alkyl, hydroxyC₁₋₄-alkylpiperazinylC₁₋₄-alkyl, hydroxyC₁₋₄-alkyloxyC₁₋₄-alkylpiperazinylC₁₋₄-alkyl, di(hydroxyC₁₋₄-alkyl)aminoC₁₋₄-alkyl, pyrrolidinylC₁₋₄-alkyl pyrrolidinylC₁₋₄-alkyloxy, morpholinylC₁₋₄-alkyloxy, morpholinylC₁₋₄-alkyl, and C₁₋₄-alkylpiperazinylC₁₋₄-alkyl.
85. The compound of claim 83 wherein:
- n is 1;
 - t is 0;
 - R¹² is hydrogen;
 - L- is a direct bond;

R¹⁴ is hydrogen;

the A ring is a radical selected from (a-1) and (a-20);

each s is independently 0 or 1; and

each R⁵ and R⁶ is independently selected from hydrogen; thiophenyl; thiophenyl substituted with di(C₁₋₆-alkyl)aminoC₁₋₆-alkyl or C₁₋₆-alkylpiperazinylC₁₋₆-alkyl; furanyl; phenyl; and phenyl substituted with one substituents independently selected from di(C₁₋₄-alkyl)aminoC₁₋₄-alkyloxy, di(C₁₋₄-alkyl)amino, di(C₁₋₄-alkyl)aminoC₁₋₄-alkyl, di(C₁₋₄-alkyl)aminoC₁₋₄-alkyl(C₁₋₄-alkyl)aminoC₁₋₄-alkyl, pyrrolidinylC₁₋₄-alkyl, pyrrolidinylC₁₋₄-alkyloxy and C₁₋₄-alkylpiperazinylC₁₋₄-alkyl.

86. The compound of claim 82 wherein L is a direct bond and R¹² is H.

87. The compound of claim 82 wherein:

t is 0;

R¹² is hydrogen, halo, hydroxy, amino, nitro, C₁₋₆-alkyl, C₁₋₆-alkyloxy, trifluoromethyl or di(C₁₋₆-alkyl)amino;

-L- is a direct bond or a bivalent radical selected from C₁₋₆-alkanediyl, amino, and carbonyl;

R¹⁴ is hydrogen, hydroxy, amino, hydroxyC₁₋₆-alkyl, C₁₋₆-alkyl, C₁₋₆-alkyloxy, arylC₁₋₆-alkyl, aminocarbonyl, aminoC₁₋₆-alkyl, C₁₋₆-alkylaminoC₁₋₆-alkyl or di(C₁₋₆-alkyl)aminoC₁₋₆-alkyl;

the A ring is a radical selected from (a-1), (a-3), (a-4), (a-5), (a-6), (a-7), (a-8), (a-9), (a-10), (a-11), (a-12), (a-13), (a-14), (a-15), (a-16), (a-17), (a-18), (a-19), (a-20), (a-21), (a-22), (a-23), (a-24), (a-25), (a-26), (a-28), (a-29), (a-30), (a-31), (a-32), (a-33), (a-34), (a-35), (a-36), (a-37), (a-38), (a-39), (a-40), (a-41), (a-42), (a-44), (a-45), (a-46), (a-47), (a-48) and (a-51);

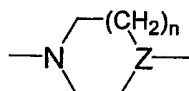
each s is independently 0, 1, 2, 3 or 4;

R⁵ is hydrogen; halo; hydroxy; amino; nitro; trihaloC₁₋₆-alkyl; trihaloC₁₋₆-alkyloxy; C₁₋₆-alkyl; C₁₋₆-alkyloxy; C₁₋₆-alkylcarbonyl; C₁₋₆-alkyloxycarbonyl; C₁₋₆-alkylsulfonyl; hydroxyC₁₋₆-alkyl; aryloxy; di(C₁₋₆-alkyl)amino; cyano; thiophenyl; furanyl; furanyl substituted with hydroxyC₁₋₆-alkyl; benzofuranyl; imidazolyl; oxazolyl; oxazolyl substituted with aryl and C₁₋₆-alkyl; C₁₋₆-alkyltriazolyl; tetrazolyl; pyrrolidinyl; pyrrolyl; morpholinyl; C₁₋₆-alkylmorpholinyl; piperazinyl; C₁₋₆-alkylpiperazinyl; hydroxyC₁₋₆-alkylpiperazinyl; C₁₋₆-alkyloxypiperidinyl; pyrazolyl; pyrazolyl substituted with one or two substituents selected from C₁₋₆-alkyl and trihaloC₁₋₆-alkyl; pyridinyl; pyridinyl substituted with C₁₋₆-alkyloxy, aryloxy or aryl;

pyrimidinyl; quinolinyl; indole; phenyl; or phenyl substituted with one or two substituents independently selected from halo, C₁₋₆-alkyl, C₁₋₆-alkyloxy, or trifluoromethyl;

R⁶ is hydrogen; halo; hydroxy; amino; nitro; trihaloC₁₋₆-alkyl; trihaloC₁₋₆-alkyloxy; C₁₋₆-alkyl; C₁₋₆-alkyloxy; C₁₋₆-alkylcarbonyl; C₁₋₆-alkyloxycarbonyl; C₁₋₆-alkylsulfonyl; hydroxyC₁₋₆-alkyl; aryloxy; di(C₁₋₆-alkyl)amino; cyano; pyridinyl; phenyl; or phenyl substituted with one or two substituents independently selected from halo, C₁₋₆-alkyl, C₁₋₆-alkyloxy, and trifluoromethyl, and

the central moiety



is optionally bridged (*i.e.*, forming a bicyclic moiety) with an ethylene bridge.

88. The compound of claim 82 wherein:

R¹² is hydrogen, halo, hydroxy, amino, nitro, C₁₋₆-alkyl, C₁₋₆-alkyloxy, trifluoromethyl, hydroxyamino or naphthalenylsulfonylpyrazinyl;

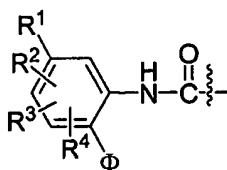
R¹⁴ is hydrogen, hydroxy, amino, hydroxyC₁₋₆-alkyl, C₁₋₆-alkyloxy, arylC₁₋₆-alkyl, aminocarbonyl, hydroxycarbonyl, aminoC₁₋₆-alkyl, aminocarbonylC₁₋₆-alkyl, hydroxycarbonylC₁₋₆-alkyl, hydroxyaminocarbonyl, C₁₋₆-alkyloxycarbonyl, C₁₋₆-alkylaminoC₁₋₆-alkyl or di(C₁₋₆-alkyl)aminoC₁₋₆-alkyl;

the A ring is a radical selected from (a-1), (a-2), (a-3), (a-4), (a-5), (a-6), (a-7), (a-8), (a-9), (a-10), (a-11), (a-12), (a-13), (a-14), (a-15), (a-16), (a-17), (a-18), (a-19), (a-20), (a-21), (a-22), (a-23), (a-24), (a-25), (a-26), (a-27), (a-28), (a-29), (a-30), (a-31), (a-32), (a-33), (a-34), (a-35), (a-36), (a-37), (a-38), (a-39), (a-40), (a-41), (a-42), (a-43) and (a-44); and

each R⁵ and R⁶ are independently selected from hydrogen; halo; hydroxy; amino; nitro; trihaloC₁₋₆-alkyl; trihaloC₁₋₆-alkyloxy; C₁₋₆-alkyl; C₁₋₆-alkyloxy; C₁₋₆-alkyloxyC₁₋₆-alkyloxy; C₁₋₆-alkylcarbonyl; C₁₋₆-alkylsulfonyl; cyanoC₁₋₆-alkyl; hydroxyC₁₋₆-alkyl; hydroxyC₁₋₆-alkyloxy; hydroxyC₁₋₆-alkylamino; aminoC₁₋₆-alkyloxy; di(C₁₋₆-alkyl)aminocarbonyl; di(hydroxyC₁₋₆-alkyl)amino; di(C₁₋₆-alkyl)aminoC₁₋₆-alkyloxy; di(C₁₋₆-alkyl)aminoC₁₋₆-alkylamino; arylsulfonyl; arylsulfonylamino; aryloxy; arylC₂₋₆-alkenediyl; di(C₁₋₆-alkyl)amino; cyano; thiophenyl; thiophenyl substituted with di(C₁₋₆-alkyl)aminoC₁₋₆-alkyl(C₁₋₆-alkyl)aminoC₁₋₆-alkyl, di(C₁₋₆-alkyl)aminoC₁₋₆-alkyl, C₁₋₆-alkylpiperazinylC₁₋₆-alkyl or di(hydroxyC₁₋₆-alkyl)aminoC₁₋₆-alkyl; furanyl; imidazolyl; C₁₋₆-alkyltriazolyl; tetrazolyl; piperidinylC₁₋₆-alkyloxy; morpholinyl; C₁₋₆-

alkylmorpholinyl; morpholinylC₁₋₆-alkyloxy; morpholinylC₁₋₆-alkyl; C₁₋₆-alkylpiperazinylC₁₋₆-alkyloxy; C₁₋₆-alkylpiperazinylC₁₋₆-alkyl; C₁₋₆-alkylpiperazinylsulfonyl; aminosulfonylpiperazinylC₁₋₆-alkyloxy; aminosulfonylpiperazinyl; aminosulfonylpiperazinylC₁₋₆-alkyl; di(C₁₋₆-alkyl)aminosulfonylpiperazinyl; di(C₁₋₆-alkyl)aminosulfonylpiperazinylC₁₋₆-alkyl; hydroxyC₁₋₆-alkylpiperazinyl; hydroxyC₁₋₆-alkylpiperazinylC₁₋₆-alkyl; C₁₋₆-alkyloxypiperidinyl; C₁₋₆-alkyloxypiperidinylC₁₋₆-alkyl; hydroxyC₁₋₆-alkyloxyC₁₋₆-alkylpiperazinyl; hydroxyC₁₋₆-alkyloxyC₁₋₆-alkylpiperazinylC₁₋₆-alkyl; (hydroxyC₁₋₆-alkyl)(C₁₋₆-alkyl)amino; (hydroxyC₁₋₆-alkyl)(C₁₋₆-alkyl)aminoC₁₋₆-alkyl; pyrrolidinylC₁₋₆-alkyloxy; pyrazolyl; thiopyrazolyl; pyrazolyl substituted with two substituents selected from C₁₋₆-alkyl or trihaloC₁₋₆-alkyl; pyridinyl; pyridinyl substituted with C₁₋₆-alkyloxy or aryl; pyrimidinyl; quinolinyl; phenyl; and phenyl substituted with one, two or three substituents independently selected from halo, amino, C₁₋₆-alkyl, C₁₋₆-alkyloxy, hydroxyC₁₋₄-alkyl, trifluoromethyl, trifluoromethoxy, hydroxyC₁₋₄-alkoxy, C₁₋₄-alkyloxyC₁₋₄-alkoxy, aminoC₁₋₄-alkyloxy, di(C₁₋₄-alkyl)aminoC₁₋₄-alkyloxy, di(C₁₋₄-alkyl)amino, piperidinylC₁₋₄-alkyloxy, pyrrolidinylC₁₋₄-alkyloxy, aminosulfonylpiperazinyl, aminosulfonylpiperazinylC₁₋₄-alkyl, di(C₁₋₄-alkyl)aminosulfonylpiperazinyl, di(C₁₋₄-alkyl)aminosulfonylpiperazinylC₁₋₄-alkyl, hydroxyC₁₋₄-alkylpiperazinyl, hydroxyC₁₋₄-alkylpiperazinylC₁₋₄-alkyl, C₁₋₄-alkyloxypiperidinyl, C₁₋₄-alkoxypiperidinylC₁₋₄-alkyl, hydroxyC₁₋₄-alkyloxyC₁₋₄-alkylpiperazinyl, hydroxyC₁₋₄-alkoxyC₁₋₄-alkylpiperazinylC₁₋₄-alkyl, hydroxyC₁₋₄-alkyl)(C₁₋₄-alkyl)amino, (hydroxyC₁₋₄-alkyl)(C₁₋₄-alkyl)aminoC₁₋₄-alkyl, pyrrolidinylC₁₋₄-alkoxy, morpholinylC₁₋₄-alkyloxy, morpholinylC₁₋₄-alkyl, C₁₋₄-alkylpiperazinylC₁₋₄-alkoxy, C₁₋₄-alkylpiperazinylC₁₋₄-alkyl, hydroxyC₁₋₄-alkylamino, di(hydroxyC₁₋₄-alkyl)amino, di(C₁₋₄-alkyl)aminoC₁₋₄-alkylamino, aminothiadiazolyl, aminosulfonylpiperazinylC₁₋₄-alkyloxy, and thiophenylC₁₋₄-alkylamino.

89. The compound of claim 82 that is selected from one of the compounds of pages 21 and 22 and Table F-1 of WO 03/076422 wherein the terminal hydroxamic acid moiety (HO-NH-C(O)-) is replaced with



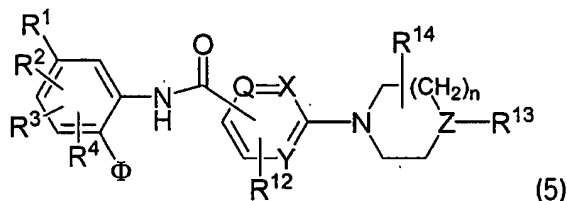
wherein Φ , R¹, R², R³, and R⁴ are as defined in claim 1.

90. A compound according to claim 82 for use in inhibiting histone deacetylase.
91. A compound according to claim 82 for use in treatment of a disease selected from the group consisting of a cell proliferative disease, a protozoal disease and a fungal disease.
92. The compound of claim 91, wherein said treatment is effected by inhibiting histone deacetylase.
93. The compound of claim 91, wherein said cell proliferative disease is a neoplastic cell proliferative disease.
94. The compound of claim 91, wherein said cell proliferative disease is cancer.
95. The compound of claim 94, wherein said cancer is a solid tumor cancer.
96. The compound of claim 94, wherein said cancer is selected from the group consisting of a lymphoma, lung cancer, colon cancer, prostate cancer, stomach cancer, breast cancer and leukemia.
97. A pharmaceutical composition comprising a compound according to claim 82 and a pharmaceutically acceptable carrier.
98. The pharmaceutical composition of claim 97 further comprising a nucleic acid level inhibitor of histone deacetylase.
99. The pharmaceutical composition of claim 98, wherein said nucleic acid level inhibitor is an antisense oligonucleotide complementary to a nucleic acid that encodes for a histone deacetylase.
100. The pharmaceutical composition of claim 99, wherein said antisense oligonucleotide is selected from the group consisting of SEQ ID No:1, SEQ ID No:2, SEQ ID No:3, SEQ ID No:4, SEQ ID No:5, SEQ ID No:6, SEQ ID No:7, SEQ ID No:8, SEQ ID No:9, SEQ ID No:10, SEQ ID No:11, SEQ ID No:12, SEQ ID No:13, SEQ ID No:14, SEQ ID No:15, SEQ ID No:16, and SEQ ID No:17.
101. A method of inhibiting histone deacetylase, the method comprising contacting said histone deacetylase with an inhibiting effective amount of a compound according to claim 82.
102. A method of treating an individual having a disease selected from the group consisting of a cell proliferative disease, a protozoal disease and a fungal disease, said method comprising administering to said individual a treatment effective amount of the pharmaceutical composition of claim 97.
103. A method of treating an individual having a disease selected from the group consisting of a cell proliferative disease, a protozoal disease and a fungal disease, said method comprising

administering to said individual a treatment effective amount of the pharmaceutical composition of claim 98.

104. The method of claim 102, wherein said cell proliferative disease is a neoplastic cell proliferative disease.
105. The method of claim 102, wherein said cell proliferative disease is cancer.
106. The method of claim 102, wherein said cancer is a solid tumor cancer.
107. The method of claim 106, wherein said cancer is selected from the group consisting of a lymphoma, lung cancer, colon cancer, prostate cancer, stomach cancer, breast cancer and leukemia.
108. The method of claim 103, wherein said cell proliferative disease is a neoplastic cell proliferative disease.
109. The method of claim 103, wherein said cell proliferative disease is cancer.
110. The method of claim 109, wherein said cancer is a solid tumor cancer.
111. The method of claim 110, wherein said cancer is selected from the group consisting of a lymphoma, lung cancer, colon cancer, prostate cancer, stomach cancer, breast cancer and leukemia.

112. A compound of the formula:



or a pharmaceutically acceptable salt thereof, wherein

Φ is -NH₂ or -OH;

R¹ is H or as defined in paragraph claim 1;

R², R³, and R⁴ are as defined in paragraph claim 1;

n is 0, 1, 2 or 3 and when n is 0 then a direct bond is intended;

Q is nitrogen or $\text{—C}=\text{C}$, —CR , or —CH ;

X is nitrogen or $\text{—C}=\text{C}$;

Y is nitrogen or $\text{—C}=\text{C}$;

Z is nitrogen or —CH ;

R is selected from the group consisting of hydrogen, halogen, —NH_2 , nitro, hydroxy, aryl, heterocyclyl, $\text{C}_3\text{—C}_8$ -cycloalkyl, heteroaryl, $\text{C}_1\text{—C}_7$ -alkyl, haloalkyl, $\text{C}_1\text{—C}_7$ -alkenyl, $\text{C}_1\text{—C}_7$ -alkynyl, $\text{C}_1\text{—C}_7$ -acyl, $\text{C}_1\text{—C}_7$ -alkyl-aryloxy, $\text{C}_1\text{—C}_7$ -alkyl-arylsulfanyl, $\text{C}_1\text{—C}_7$ -alkyl-arylsulfinyl, $\text{C}_1\text{—C}_7$ -alkyl-arylsulfonyl, $\text{C}_1\text{—C}_7$ -alkyl-arylamino-sulfonyl, $\text{C}_1\text{—C}_7$ -alkyl-arylamino, $\text{C}_1\text{—C}_7$ -alkynyl-C(O)-amine, $\text{C}_1\text{—C}_7$ -alkenyl-C(O)-amine, $\text{C}_1\text{—C}_7$ -alkynyl- R^9 , $\text{C}_1\text{—C}_7$ -alkenyl- R^9 wherein R^9 is hydrogen, hydroxy, amino, $\text{C}_1\text{—C}_7$ -alkyl or $\text{C}_1\text{—C}_7$ -alkoxy;

R^{12} is hydrogen, halo, hydroxy, amino, nitro, C_{1-6} -alkyl, C_{1-6} -alkyloxy, trifluoromethyl, di(C_{1-6} -alkyl)amino, hydroxyamino or naphthalenylsulfonylpyrazinyl;

R^{13} is hydrogen, C_{1-6} -alkyl, aryl C_{2-6} -alkenediyl, furanylcarbonyl, naphthalenylcarbonyl, —C(O)phenylR^9 , C_{1-6} -alkylaminocarbonyl, aminosulfonyl, arylaminosulfonyl, aminosulfonylamino, di(C_{1-6} -alkyl)aminosulfonylamino, arylaminosulfonylamino, aminosulfonylamino C_{1-6} -alkyl, di(C_{1-6} -alkyl)aminosulfonylamino C_{1-6} -alkyl, arylaminosulfonylamino C_{1-6} -alkyl, di(C_{1-6} -alkyl)amino C_{1-6} -alkyl, C_{1-12} -alkylsulfonyl, di(C_{1-6} -alkyl)aminosulfonyl, trihalo C_{1-6} -alkylsulfonyl, di(aryl) C_{1-6} -alkylcarbonyl, thiophenyl C_{1-6} -alkylcarbonyl, pyridinylcarbonyl or aryl C_{1-6} -alkylcarbonyl

wherein each R⁹ is independently selected from phenyl; phenyl substituted with one, two or three substituents independently selected from halo, amino, C₁₋₆alkyl, C₁₋₆alkyloxy, hydroxyC₁₋₄alkyl, hydroxyC₁₋₄alkyloxy, aminoC₁₋₄alkyloxy, di(C₁₋₄alkyl)aminoC₁₋₄alkyloxy, di(C₁₋₆alkyl)aminoC₁₋₆alkyl, di(C₁₋₆alkyl)aminoC₁₋₆alkyl(C₁₋₆alkyl)aminoC₁₋₆alkyl, hydroxyC₁₋₄alkylpiperazinylC₁₋₄alkyl, C₁₋₄alkyloxypiperidinylC₁₋₄alkyl, hydroxyC₁₋₄alkyloxyC₁₋₄alkylpiperazinyl, C₁₋₄alkylpiperazinylC₁₋₄alkyl, di(hydroxyC₁₋₄alkyl)aminoC₁₋₄alkyl, pyrrolidinylC₁₋₄alkyloxy, morpholinylC₁₋₄alkyloxy, or morpholinylC₁₋₄alkyl; thiophenyl; or thiophenyl substituted with di(C₁₋₄alkyl)aminoC₁₋₄alkyloxy, di(C₁₋₆alkyl)aminoC₁₋₆alkyl, di(C₁₋₆alkyl)aminoC₁₋₆alkyl(C₁₋₆alkyl)aminoC₁₋₆alkyl, pyrrolidinylC₁₋₄alkyloxy, C₁₋₄alkylpiperazinylC₁₋₄alkyl, di(hydroxyC₁₋₄alkyl)aminoC₁₋₄alkyl or morpholinylC₁₋₄alkyloxy.

R¹⁴ is hydrogen, hydroxy, amino, hydroxyC₁₋₆alkyl, C₁₋₆alkyl, C₁₋₆alkyloxy, arylC₁₋₆alkyl, aminocarbonyl, hydroxycarbonyl, aminoC₁₋₆alkyl, aminocarbonylC₁₋₆alkyl, hydroxycarbonylC₁₋₆alkyl, hydroxyaminocarbonyl, C₁₋₆alkyloxy carbonyl, C₁₋₆alkylaminoC₁₋₆alkyl or di(C₁₋₆alkyl)aminoC₁₋₆alkyl; when R¹³ & R¹⁴ are present on the same carbon atom, R¹³ & R¹⁴ together may form a bivalent radical of formula



wherein R¹⁰ is hydrogen or aryl;

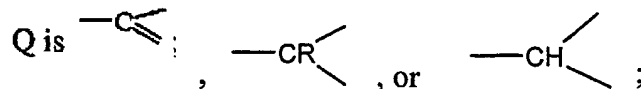
when R¹³ & R¹⁴ are present on adjacent carbon atoms, R¹³ & R¹⁴ together may form a bivalent radical of formula



aryl in the above is phenyl, or phenyl substituted with one or more substituents each independently selected from halo, C₁₋₆alkyl, C₁₋₆alkyloxy, trifluoromethyl, cyano or hydroxycarbonyl.

113. The compound of claim 112 wherein:

n is 0 or 1;



R¹² is hydrogen or nitro;

R¹³ is C₁₋₆alkyl, arylC₂₋₆alkenediyl, furanylcabonyl, naphthalenylcarbonyl, C₁₋₆alkylaminocarbonyl, aminosulfonyl, di(C₁₋₆alkyl)aminosulfonylaminoC₁₋₆alkyl, di(C₁₋₆alkyl)aminoC₁₋₆alkyl, C₁₋₁₂alkylsulfonyl, di(C₁₋₆alkyl)aminosulfonyl, trihaloC₁₋₆alkylsulfonyl, di(aryl)C₁₋₆alkylcarbonyl, thiophenylC₁₋₆alkylcarbonyl, pyridinylcarbonyl or arylC₁₋₆alkylcarbonyl;

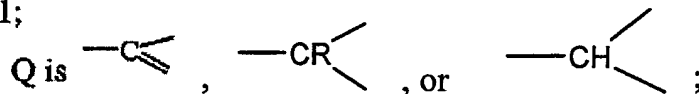
R¹⁴ is hydrogen;

when R¹³ & R¹⁴ are present on the same carbon atom R¹³ & R¹⁴ together may form a bivalent radical of formula (a-1) wherein R¹⁰ is aryl;

when R¹³ & R¹⁴ are present on adjacent carbon atoms R¹³ & R¹⁴ together may form a bivalent radical of formula (b-1).

114. The compound of claim 112 wherein:

n is 1;



Z is nitrogen;

R¹² is hydrogen;

R¹³ is naphthalenylcarbonyl, C₁₋₁₂alkylsulfonyl or di(aryl)C₁₋₆alkylcarbonyl;

R¹⁴ is hydrogen.

115. The compound of claim 112 wherein R¹² is H.

116. The compound of claim 112 wherein:

R¹² is hydrogen, halo, hydroxy, amino, nitro, C₁₋₆alkyl, C₁₋₆alkyloxy, trifluoromethyl or di(C₁₋₆alkyl)amino;

R¹³ is hydrogen, C₁₋₆alkyl, arylC₂₋₆alkenediyl, furanylcabonyl, naphthalenylcarbonyl, -C(O)phenylR⁹, C₁₋₆alkylaminocarbonyl, aminosulfonyl, arylaminosulfonyl, aminosulfonylamino, di(C₁₋₆alkyl)aminosulfonylamino, di(C₁₋₆alkyl)aminoC₁₋₆alkyl, C₁₋₁₂alkylsulfonyl, di(C₁₋₆alkyl)aminosulfonyl or pyridinylcarbonyl wherein each R⁹ is independently selected from phenyl; phenyl substituted with one, two or three substituents independently selected from halo, C₁₋₆alkyl, C₁₋₆alkyloxy; or thiophenyl;

R¹⁴ is hydrogen, hydroxy, amino, hydroxyC₁₋₆alkyl, C₁₋₆alkyl, C₁₋₆alkyloxy, arylC₁₋₆alkyl, aminocarbonyl, aminoC₁₋₆alkyl, C₁₋₆alkylaminoC₁₋₆alkyl or di(C₁₋₆alkyl)aminoC₁₋₆alkyl.

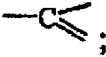
117. The compound of claim 112 wherein:

R¹² is hydrogen, halo, hydroxy, amino, nitro, C₁₋₆alkyl, C₁₋₆alkyloxy, trifluoromethyl or di(C₁₋₆alkyl)amino;


R¹³ is hydrogen, C₁₋₆alkyl, arylC₂₋₆alkenediyl, furanylcabonyl, naphthalenylcarbonyl, -C(O)phenylR⁹, C₁₋₆alkylaminocarbonyl, aminosulfonyl, arylaminosulfonyl, aminosulfonylamino, di(C₁₋₆alkyl)aminosulfonylamino, di(C₁₋₆alkyl)aminoC₁₋₆alkyl, C₁₋₁₂alkylsulfonyl, di(C₁₋₆alkyl)aminosulfonyl or pyridinylcarbonyl wherein each R⁹ is independently selected from phenyl; phenyl substituted with one, two or three substituents independently selected from halo, C₁₋₆alkyl, C₁₋₆alkyloxy; or thiophenyl; and

R¹⁴ is hydrogen, hydroxy, amino, hydroxyC₁₋₆alkyl, C₁₋₆alkyl, C₁₋₆alkyloxy, arylC₁₋₆alkyl, aminocarbonyl, aminoC₁₋₆alkyl, C₁₋₆alkylaminoC₁₋₆alkyl or di(C₁₋₆alkyl)aminoC₁₋₆alkyl.

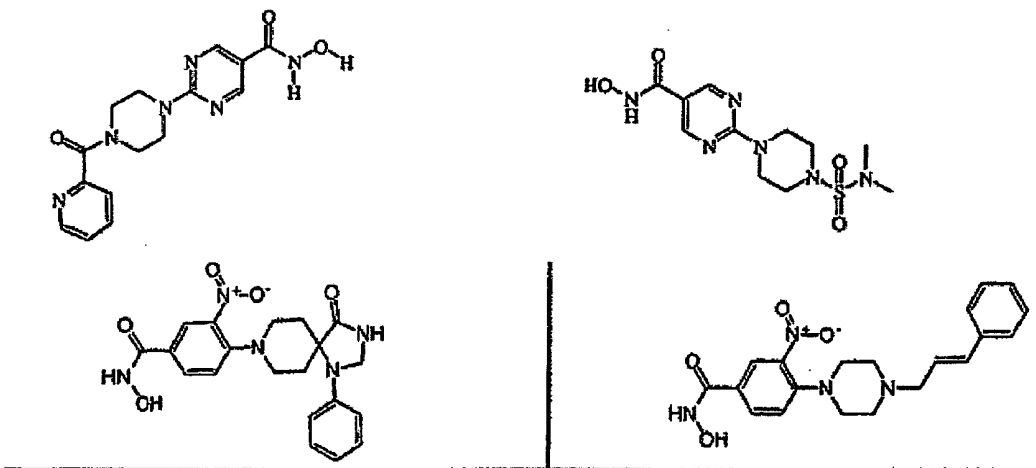
118. The compound of claim 112 wherein:

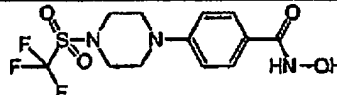
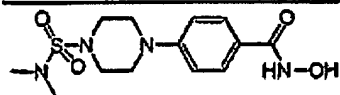
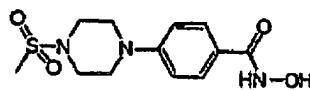
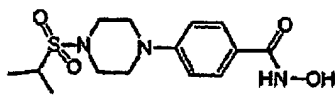
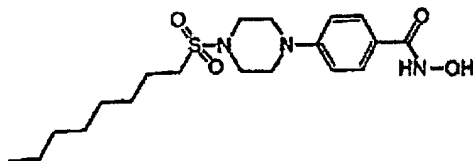
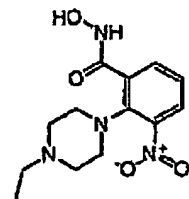
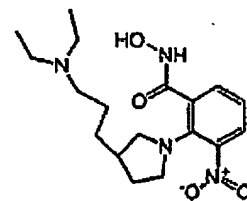
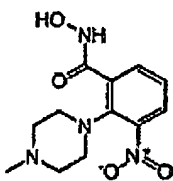
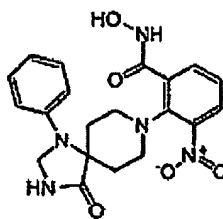
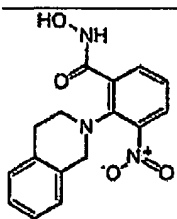
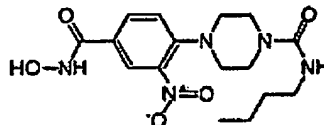
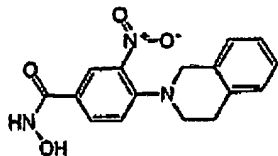
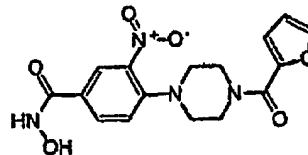
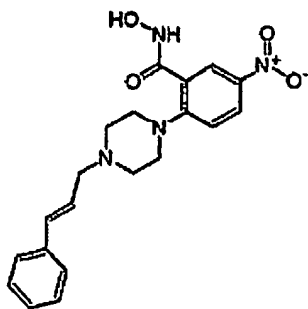
n is 0 or 1; Q is ; or
 -NHC(O)C₁₋₆alkanediylSH; R¹² is hydrogen or nitro; R¹³ is C₁₋₆alkyl,
 arylC₂₋₆alkenediyl, furanylecarbonyl, naphthalenylecarbonyl, C₁₋₆alkylaminocarbonyl,
 aminosulfonyl, di(C₁₋₆alkyl)aminosulfonylaminoC₁₋₆alkyl,
 di(C₁₋₆alkyl)aminoC₁₋₆alkyl, C₁₋₁₂alkylsulfonyl, di(C₁₋₆alkyl)aminosulfonyl,
 trihaloC₁₋₆alkylsulfonyl, di(aryl)C₁₋₆alkylcarbonyl, thiophenyleC₁₋₆alkylcarbonyl,
 pyridinylecarbonyl or aryleC₁₋₆alkylcarbonyl; R¹⁴ is hydrogen; when R¹³ and R¹⁴ are
 present on the same carbon atom R¹³ & R¹⁴ together may form a bivalent radical of
 formula (a-1) wherein R¹⁰ is aryl; or when R¹³ & R¹⁴ are present on adjacent carbon
 atoms R¹³ & R¹⁴ together may form a bivalent radical of formula (b-1).

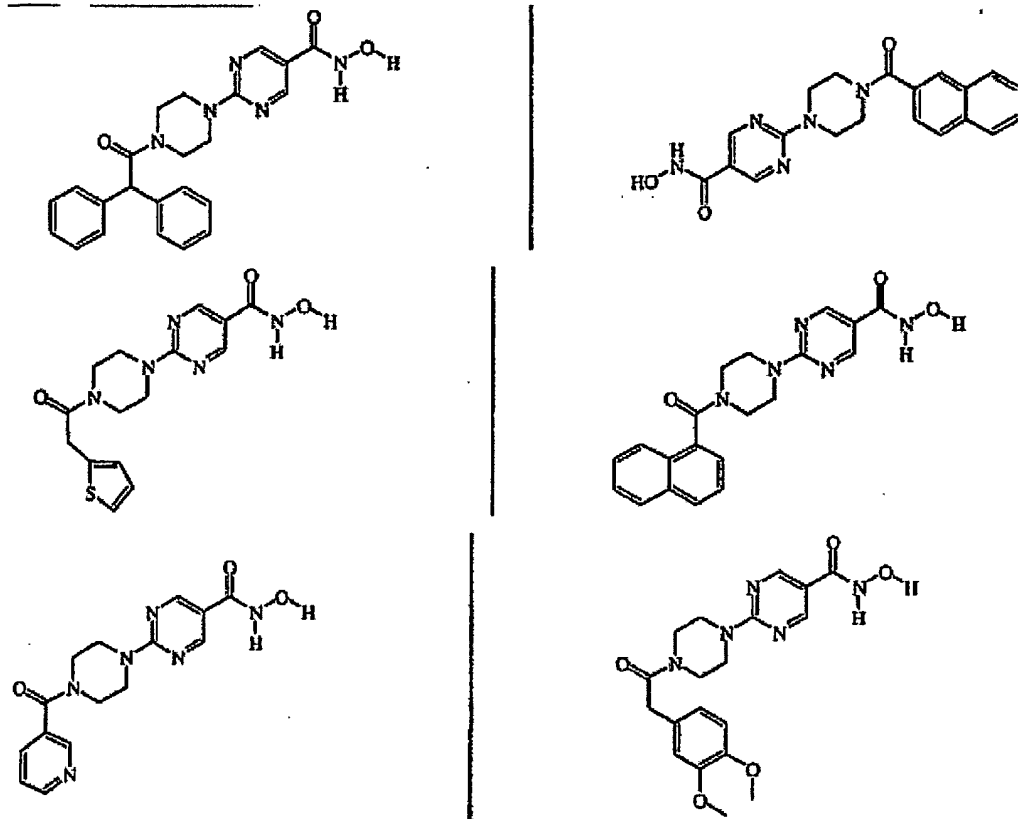
119. The compound of claim 112 wherein:

n is 1; Q is ; Z is nitrogen; R¹² is
 hydrogen; R¹³ is naphthalenylecarbonyl, C₁₋₁₂alkylsulfonyl or
 di(aryl)C₁₋₆alkylcarbonyl; and R¹⁴ is hydrogen.

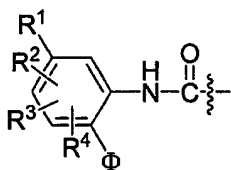
120. The compound of claim 112 that is selected from one of







wherein the terminal hydroxamic acid moiety (-C(O)-NH-OH) is replaced with

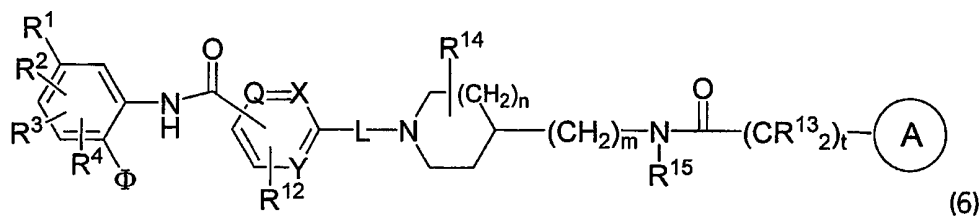


wherein Φ , R^1 , R^2 , R^3 , and R^4 are as defined in accordance with claim 1.

121. A compound according to claim 112 for use in inhibiting histone deacetylase.
122. A compound according to claim 112 for use in treatment of a disease selected from the group consisting of a cell proliferative disease, a protozoal disease and a fungal disease.
123. The compound of claim 122, wherein said treatment is effected by inhibiting histone deacetylase.
124. The compound of claim 122, wherein said cell proliferative disease is a neoplastic cell proliferative disease.
125. The compound of claim 122, wherein said cell proliferative disease is cancer.
126. The compound of claim 125, wherein said cancer is a solid tumor cancer.

127. The compound of claim 125, wherein said cancer is selected from the group consisting of a lymphoma, lung cancer, colon cancer, prostate cancer, stomach cancer, breast cancer and leukemia.
128. A pharmaceutical composition comprising a compound according to claim 112 and a pharmaceutically acceptable carrier.
129. The pharmaceutical composition of claim 128 further comprising a nucleic acid level inhibitor of histone deacetylase.
130. The pharmaceutical composition of claim 129, wherein said nucleic acid level inhibitor is an antisense oligonucleotide complementary to a nucleic acid that encodes for a histone deacetylase.
131. The pharmaceutical composition of claim 130, wherein said antisense oligonucleotide is selected from the group consisting of SEQ ID No:1, SEQ ID No:2, SEQ ID No:3, SEQ ID No:4, SEQ ID No:5, SEQ ID No:6, SEQ ID No:7, SEQ ID No:8, SEQ ID No:9, SEQ ID No:10, SEQ ID No:11, SEQ ID No:12, SEQ ID No:13, SEQ ID No:14, SEQ ID No:15, SEQ ID No:16, and SEQ ID No:17.
132. A method of inhibiting histone deacetylase, the method comprising contacting said histone deacetylase with an inhibiting effective amount of a compound according to claim 112.
133. A method of treating an individual having a disease selected from the group consisting of a cell proliferative disease, a protozoal disease and a fungal disease, said method comprising administering to said individual a treatment effective amount of the pharmaceutical composition of claim 128.
134. A method of treating an individual having a disease selected from the group consisting of a cell proliferative disease, a protozoal disease and a fungal disease, said method comprising administering to said individual a treatment effective amount of the pharmaceutical composition of claim 129.
135. The method of claim 133, wherein said cell proliferative disease is a neoplastic cell proliferative disease.
136. The method of claim 133, wherein said cell proliferative disease is cancer.
137. The method of claim 136, wherein said cancer is a solid tumor cancer.

138. The method of claim 137, wherein said cancer is selected from the group consisting of a lymphoma, lung cancer, colon cancer, prostate cancer, stomach cancer, breast cancer and leukemia.
139. The method of claim 134, wherein said cell proliferative disease is a neoplastic cell proliferative disease.
140. The method of claim 134, wherein said cell proliferative disease is cancer.
141. The method of claim 140, wherein said cancer is a solid tumor cancer.
142. The method of claim 141, wherein said cancer is selected from the group consisting of a lymphoma, lung cancer, colon cancer, prostate cancer, stomach cancer, breast cancer and leukemia.
143. A compound of the formula:



or a pharmaceutically acceptable salt thereof, wherein

Φ is $-\text{NH}_2$ or $-\text{OH}$;

R^1 is H or as defined in claim 1;

R^2 , R^3 , and R^4 are as defined in claim 1;

n is 0, 1, 2 or 3 and when n is 0 then a direct bond is intended;

m is 0 or 1 and when m is 0 then a direct bond is intended;

t is 0, 1, 2, 3 or 4 and when t is 0 then a direct bond is intended;

Q is nitrogen or , , or ;

X is nitrogen or ;

Y is nitrogen or ;

R is selected from the group consisting of hydrogen, halogen, $-NH_2$, nitro, hydroxy, aryl, heterocyclyl, C_3-C_8 -cycloalkyl, heteroaryl, C_1-C_7 -alkyl, haloalkyl, C_1-C_7 -alkenyl, C_1-C_7 -alkynyl, C_1-C_7 -acyl, C_1-C_7 -alkyl-aryloxy, C_1-C_7 -alkyl-arylsulfanyl, C_1-C_7 -alkyl-arylsulfinyl, C_1-C_7 -alkyl-arylsulfonyl, C_1-C_7 -alkyl-arylaminosulfonyl, C_1-C_7 -alkyl-arylamine, C_1-C_7 -alkynyl-C(O)-amine, C_1-C_7 -alkenyl-C(O)-amine, C_1-C_7 -alkynyl- R^9 , C_1-C_7 -alkenyl- R^9 wherein R^9 is hydrogen, hydroxy, amino, C_1-C_7 -alkyl or C_1-C_7 -alkoxy;

R^{12} is hydrogen, halo, hydroxy, amino, nitro, C_{1-6} -alkyl, C_{1-6} -alkyloxy, trifluoromethyl, di(C_{1-6} -alkyl)amino, hydroxyamino or naphthalenylsulfonylpyrazinyl;

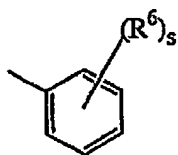
-L- is a direct bond or a bivalent radical selected from C_{1-6} -alkanediyl, C_{1-6} -alkanediyoxy, amino, carbonyl or aminocarbonyl;

each R^{13} is independently represents a hydrogen atom and one hydrogen atom can be replaced by a substituent selected from aryl;

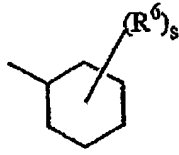
R^{14} is hydrogen, hydroxy, amino, hydroxy C_{1-6} -alkyl, C_{1-6} -alkyl, C_{1-6} -alkyloxy, aryl C_{1-6} -alkyl, aminocarbonyl, hydroxycarbonyl, amino C_{1-6} -alkyl, aminocarbonyl C_{1-6} -alkyl, hydroxycarbonyl C_{1-6} -alkyl, hydroxyaminocarbonyl, C_{1-6} -alkyloxycarbonyl, C_{1-6} -alkylamino C_{1-6} -alkyl or di(C_{1-6} -alkyl)amino C_{1-6} -alkyl;

R^{15} is hydrogen, C_{1-6} -alkyl, C_{3-10} -cycloalkyl, hydroxy C_{1-6} -alkyl, C_{1-6} -alkyloxy C_{1-6} -alkyl, di(C_{1-6} -alkyl)amino C_{1-6} -alkyl or aryl;

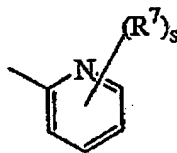
 is a radical selected from



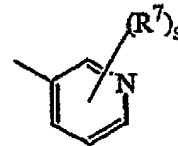
(a-1)



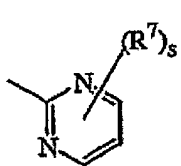
(a-2)



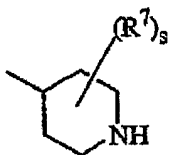
(a-3)



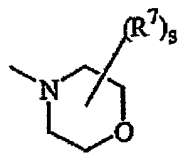
(a-4)



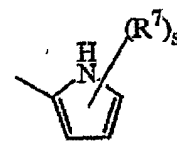
(a-5)



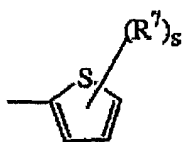
(a-6)



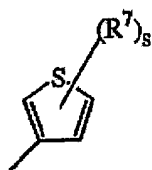
(a-7)



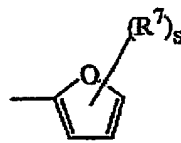
(a-8)



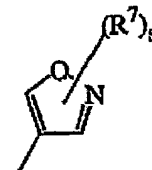
(a-9)



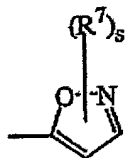
(a-10)



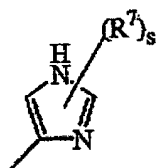
(a-11)



(a-12)



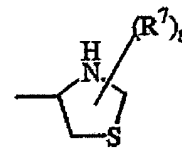
(a-13)



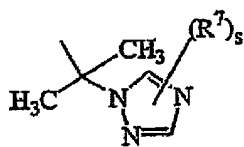
(a-14)



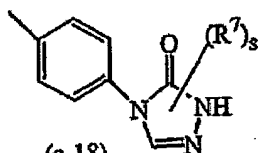
(a-15)



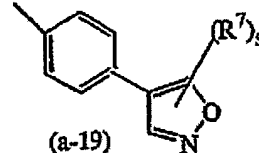
(a-16)



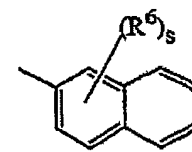
(a-17)



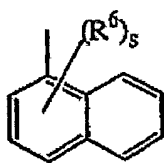
(a-18)



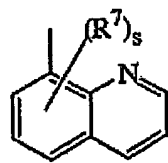
(a-19)



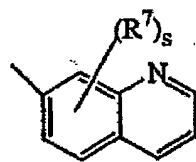
(a-20)



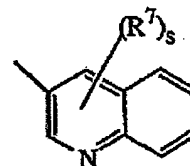
(a-21)



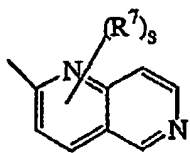
(a-22)



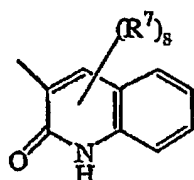
(a-23)



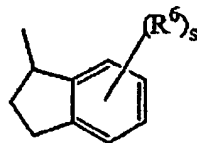
(a-24)



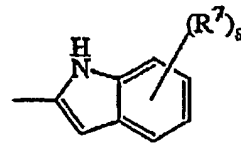
(a-25)



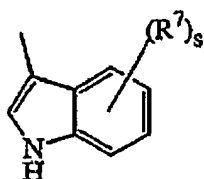
(a-26)



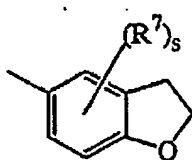
(a-27)



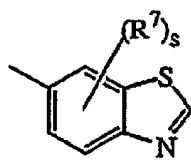
(a-28)



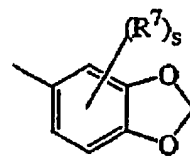
(a-29)



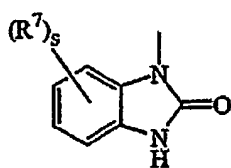
(a-30)



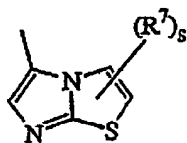
(a-31)



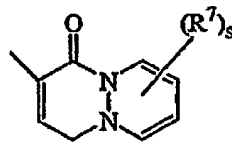
(a-32)



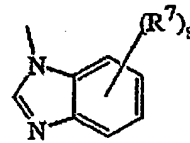
(a-33)



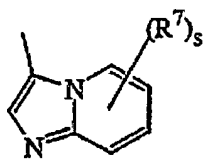
(a-34)



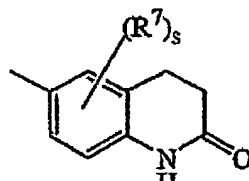
(a-35)



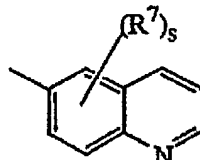
(a-36)



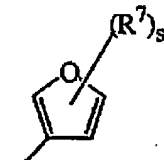
(a-37)



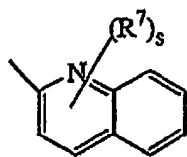
(a-38)



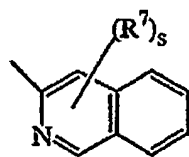
(a-39)



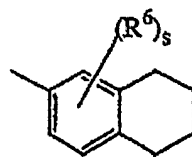
(a-40)



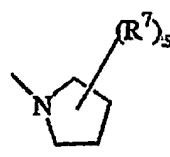
(a-41)



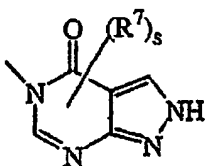
(a-42)



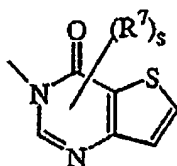
(a-43)



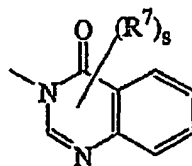
(a-44)



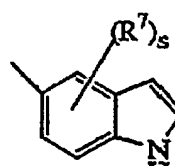
(a-45)



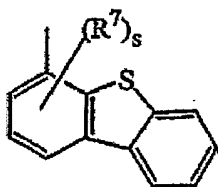
(a-46)



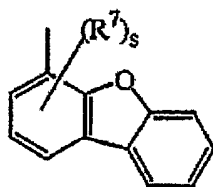
(a-47)



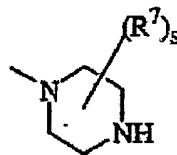
(a-48)



(a-49)



(a-50)



(a-51)

wherein each s is independently 0, 1, 2, 3, 4 or 5;

each R^6 and R^7 are independently selected from hydrogen; halo; hydroxy; amino; nitro; trihalo C_{1-6} alkyl; trihalo C_{1-6} alkyloxy; C_{1-6} alkyl; C_{1-6} alkyl substituted with aryl and C_{3-10} cycloalkyl; C_{1-6} alkyloxy; C_{1-6} alkyloxy C_{1-6} alkyloxy; C_{1-6} alkylcarbonyl; C_{1-6} alkyloxycarbonyl; C_{1-6} alkylsulfonyl; cyano C_{1-6} alkyl; hydroxy C_{1-6} alkyl; hydroxy C_{1-6} alkyloxy; hydroxy C_{1-6} alkylamino; amino C_{1-6} alkyloxy; di(C_{1-6} alkyl)aminocarbonyl; di(hydroxy C_{1-6} alkyl)amino; (aryl)(C_{1-6} alkyl)amino; di(C_{1-6} alkyl)amino C_{1-6} alkyloxy; di(C_{1-6} alkyl)amino C_{1-6} alkylamino; di(C_{1-6} alkyl)amino C_{1-6} alkylamino C_{1-6} alkyl; arylsulfonyl; arylsulfonylamino; aryloxy; aryloxy C_{1-6} alkyl; aryl C_{2-6} alkenediyl; di(C_{1-6} alkyl)amino; di(C_{1-6} alkyl)amino C_{1-6} alkyl; di(C_{1-6} alkyl)amino(C_{1-6} alkyl)amino; di(C_{1-6} alkyl)amino(C_{1-6} alkyl)amino C_{1-6} alkyl; di(C_{1-6} alkyl)amino C_{1-6} alkyl(C_{1-6} alkyl)amino; di(C_{1-6} alkyl)amino C_{1-6} alkyl(C_{1-6} alkyl)amino C_{1-6} alkyl; aminosulfonylamino(C_{1-6} alkyl)amino; aminosulfonylamino(C_{1-6} alkyl)amino C_{1-6} alkyl; di(C_{1-6} alkyl)aminosulfonylamino(C_{1-6} alkyl)amino; di(C_{1-6} alkyl)aminosulfonylamino(C_{1-6} alkyl)amino C_{1-6} alkyl; cyano; thiophenyl; thiophenyl substituted with di(C_{1-6} alkyl)amino C_{1-6} alkyl(C_{1-6} alkyl)amino C_{1-6} alkyl, di(C_{1-6} alkyl)amino C_{1-6} alkyl, C_{1-6} alkylpiperazinyl C_{1-6} alkyl, hydroxy C_{1-6} alkylpiperazinyl C_{1-6} alkyl, hydroxy C_{1-6} alkyloxy C_{1-6} alkylpiperazinyl C_{1-6} alkyl,

di(C₁₋₆alkyl)aminosulfonylpiperazinylC₁₋₆alkyl,
C₁₋₆alkyloxypiperidinyl, C₁₋₆alkyloxypiperidinylC₁₋₆alkyl, morpholinylC₁₋₆alkyl,
hydroxyC₁₋₆alkyl(C₁₋₆alkyl)aminoC₁₋₆alkyl, or di(hydroxyC₁₋₆alkyl)aminoC₁₋₆alkyl;
furanyl; furanyl substituted with hydroxyC₁₋₆alkyl; benzofuranyl; imidazolyl;
oxazolyl; oxazolyl substituted with aryl and C₁₋₆alkyl; C₁₋₆alkyltriazolyl; tetrazolyl;
pyrrolidinyl; pyrrolyl; piperidinylC₁₋₆alkyloxy; morpholinyl; C₁₋₆alkylmorpholinyl;
morpholinylC₁₋₆alkyloxy;
morpholinylC₁₋₆alkyl; morpholinylC₁₋₆alkylamino;
morpholinylC₁₋₆alkylaminoC₁₋₆alkyl; piperazinyl; C₁₋₆alkylpiperazinyl;
C₁₋₆alkylpiperazinylC₁₋₆alkyloxy; piperazinylC₁₋₆alkyl;
naphtalenylsulfonylpiperazinyl; naphtalenylsulfonylpiperidinyl; naphtalenylsulfonyl;
C₁₋₆alkylpiperazinylC₁₋₆alkyl; C₁₋₆alkylpiperazinylC₁₋₆alkylamino;
C₁₋₆alkylpiperazinylC₁₋₆alkylaminoC₁₋₆alkyl; C₁₋₆alkylpiperazinylsulfonyl;
aminosulfonylpiperazinylC₁₋₆alkyloxy; aminosulfonylpiperazinyl;
aminosulfonylpiperazinylC₁₋₆alkyl; di(C₁₋₆alkyl)aminosulfonylpiperazinyl;
di(C₁₋₆alkyl)aminosulfonylpiperazinylC₁₋₆alkyl; hydroxyC₁₋₆alkylpiperazinyl;
hydroxyC₁₋₆alkylpiperazinylC₁₋₆alkyl; C₁₋₆alkyloxypiperidinyl;
C₁₋₆alkyloxypiperidinylC₁₋₆alkyl; piperidinylaminoC₁₋₆alkylamino;
piperidinylaminoC₁₋₆alkylaminoC₁₋₆alkyl;
(C₁₋₆alkylpiperidinyl)(hydroxyC₁₋₆alkyl)aminoC₁₋₆alkylamino;
(C₁₋₆alkylpiperidinyl)(hydroxyC₁₋₆alkyl)aminoC₁₋₆alkylaminoC₁₋₆alkyl;
hydroxyC₁₋₆alkyloxyC₁₋₆alkylpiperazinyl;
hydroxyC₁₋₆alkyloxyC₁₋₆alkylpiperazinylC₁₋₆alkyl;
(hydroxyC₁₋₆alkyl)(C₁₋₆alkyl)amino; (hydroxyC₁₋₆alkyl)(C₁₋₆alkyl)aminoC₁₋₆alkyl;
hydroxyC₁₋₆alkylaminoC₁₋₆alkyl; di(hydroxyC₁₋₆alkyl)aminoC₁₋₆alkyl;
pyrrolidinylC₁₋₆alkyl; pyrrolidinylC₁₋₆alkyloxy; pyrazolyl; thiopyrazolyl; pyrazolyl
substituted with two substituents selected from C₁₋₆alkyl or trihaloC₁₋₆alkyl;
pyridinyl; pyridinyl substituted with C₁₋₆alkyloxy, aryloxy or aryl; pyrimidinyl;
tetrahydropyrimidinylpiperazinyl; tetrahydropyrimidinylpiperazinylC₁₋₆alkyl;
quinolinyl; indole; phenyl; phenyl substituted with one, two or three substituents

independently selected from halo, amino, nitro, C₁₋₆alkyl, C₁₋₆alkyloxy, hydroxyC₁₋₄alkyl, trifluoromethyl, trifluoromethoxy, hydroxyC₁₋₄alkyloxy, C₁₋₄alkylsulfonyl, C₁₋₄alkyloxyC₁₋₄alkyloxy, C₁₋₄alkyloxycarbonyl, aminoC₁₋₄alkyloxy, di(C₁₋₄alkyl)aminoC₁₋₄alkyloxy, di(C₁₋₄alkyl)amino, di(C₁₋₄alkyl)aminocarbonyl, di(C₁₋₄alkyl)aminoC₁₋₄alkyl, di(C₁₋₄alkyl)aminoC₁₋₄alkylaminoC₁₋₄alkyl, di(C₁₋₄alkyl)amino(C₁₋₄alkyl)amino, di(C₁₋₄alkyl)amino(C₁₋₄alkyl)aminoC₁₋₄alkyl, di(C₁₋₄alkyl)aminoC₁₋₄alkyl(C₁₋₄alkyl)amino, di(C₁₋₄alkyl)aminoC₁₋₄alkyl(C₁₋₄alkyl)aminoC₁₋₄alkyl, aminosulfonylamino(C₁₋₄alkyl)amino, aminosulfonylamino(C₁₋₄alkyl)aminoC₁₋₄alkyl, di(C₁₋₄alkyl)aminosulfonylamino(C₁₋₄alkyl)amino, di(C₁₋₄alkyl)aminosulfonylamino(C₁₋₄alkyl)aminoC₁₋₆alkyl, cyano, piperidinylC₁₋₄alkyloxy, pyrrolidinylC₁₋₄alkyloxy; aminosulfonylpiperazinyl, aminosulfonylpiperazinylC₁₋₄alkyl, di(C₁₋₄alkyl)aminosulfonylpiperazinyl, di(C₁₋₄alkyl)aminosulfonylpiperazinylC₁₋₄alkyl, hydroxyC₁₋₄alkylpiperazinyl, hydroxyC₁₋₄alkylpiperazinylC₁₋₄alkyl, C₁₋₄alkyloxypiperidinyl, C₁₋₄alkyloxypiperidinylC₁₋₄alkyl, hydroxyC₁₋₄alkyloxyC₁₋₄alkylpiperazinyl, hydroxyC₁₋₄alkyloxyC₁₋₄alkylpiperazinylC₁₋₄alkyl, (hydroxyC₁₋₄alkyl)(C₁₋₄alkyl)amino, (hydroxyC₁₋₄alkyl)(C₁₋₄alkyl)aminoC₁₋₄alkyl, di(hydroxyC₁₋₄alkyl)amino, di(hydroxyC₁₋₄alkyl)aminoC₁₋₄alkyl, furanyl, furanyl substituted with -CH=CH-CH=CH-, pyrrolidinylC₁₋₄alkyl, pyrrolidinylC₁₋₄alkyloxy, morpholinyl, morpholinylC₁₋₄alkyloxy, morpholinylC₁₋₄alkyl,

morpholinylC₁₋₄alkylamino, morpholinylC₁₋₄alkylaminoC₁₋₄alkyl, piperazinyl, C₁₋₄alkylpiperazinyl, C₁₋₄alkylpiperazinylC₁₋₄alkyloxy, piperazinylC₁₋₄alkyl, C₁₋₄alkylpiperazinylC₁₋₄alkyl, C₁₋₄alkylpiperazinylC₁₋₄alkylamino, C₁₋₄alkylpiperazinylC₁₋₄alkylaminoC₁₋₆alkyl, tetrahydropyrimidinylpiperazinyl, tetrahydropyrimidinylpiperazinylC₁₋₄alkyl, piperidinylaminoC₁₋₄alkylamino, piperidinylaminoC₁₋₄alkylaminoC₁₋₄alkyl, (C₁₋₄alkylpiperidinyl)(hydroxyC₁₋₄alkyl)aminoC₁₋₄alkylamino, (C₁₋₄alkylpiperidinyl)(hydroxyC₁₋₄alkyl)aminoC₁₋₄alkylaminoC₁₋₄alkyl, pyridinylC₁₋₄alkyloxy, hydroxyC₁₋₄alkylamino, hydroxyC₁₋₄alkylaminoC₁₋₄alkyl, di(C₁₋₄alkyl)aminoC₁₋₄alkylamino, aminothiadiazolyl, aminosulfonylpiperazinylC₁₋₄alkyloxy, or thiophenylC₁₋₄alkylamino;

each R⁶ and R⁷ can be placed on the nitrogen in replacement of the hydrogen;

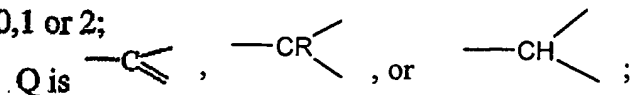
aryl in the above is phenyl, or phenyl substituted with one or more substituents each independently selected from halo, C₁₋₆alkyl, C₁₋₆alkyloxy, trifluoromethyl, cyano or hydroxycarbonyl.

144. The compound of claim 143 wherein:

n is 1;

m is 0 or 1;

t is 0, 1 or 2;




R¹² is hydrogen or C₁₋₆alkyl;

-L- is a direct bond;

R¹⁴ is hydrogen;

R¹⁵ is hydrogen;

 is a radical selected from (a-1), (a-20), (a-25), (a-27), (a-28), (a-29), (a-41) or (a-42);

each s is independently 0, 1, 2 or 3;

each R⁶ is independently selected from hydrogen, halo, C₁₋₆alkyl or C₁₋₆alkyloxy.

145. The compound of claim 143 wherein:

R¹⁵

R⁵ is hydrogen, C₁₋₆alkyl, C₃₋₁₀cycloalkyl, hydroxyC₁₋₆alkyl, C₁₋₆alkyloxyC₁₋₆alkyl or di(C₁₋₆alkyl)aminoC₁₋₆alkyl;

—**(A)** is a radical selected from (a-1), (a-2), (a-3), (a-4), (a-5), (a-6), (a-7), (a-8), (a-9), (a-10), (a-11), (a-12), (a-13), (a-14), (a-15), (a-16), (a-17), (a-18), (a-19), (a-20), (a-21), (a-22), (a-23), (a-24), (a-25), (a-26), (a-27), (a-28), (a-29), (a-30), (a-31), (a-32), (a-33), (a-34), (a-35), (a-36), (a-37), (a-38), (a-39), (a-40), (a-41), (a-42) (a-43) or (a-44);

each R⁶ and R⁷ are independently selected from hydrogen; halo; hydroxy; amino; nitro; trihaloC₁₋₆alkyl; trihaloC₁₋₆alkyloxy; C₁₋₆alkyl; C₁₋₆alkyloxy; C₁₋₆alkyloxyC₁₋₆alkyloxy; C₁₋₆alkylcarbonyl; C₁₋₆alkylsulfonyl; cyanoC₁₋₆alkyl; hydroxyC₁₋₆alkyl; hydroxyC₁₋₆alkyloxy; hydroxyC₁₋₆alkylamino; aminoC₁₋₆alkyloxy; di(C₁₋₆alkyl)aminocarbonyl; di(hydroxyC₁₋₆alkyl)amino; arylC₁₋₆alkyl)amino; di(C₁₋₆alkyl)aminoC₁₋₆alkyloxy; di(C₁₋₆alkyl)aminoC₁₋₆alkylamino; arylsulfonyl; arylsulfonylamino; aryloxy; arylC₂₋₆alkenediyl; di(C₁₋₆alkyl)amino; di(C₁₋₆alkyl)aminoC₁₋₆alkyl;

di(C₁₋₆alkyl)aminoC₁₋₆alkyl(C₁₋₆alkyl)aminoC₁₋₆alkyl; cyano; thiophenyl; thiophenyl substituted with di(C₁₋₆alkyl)aminoC₁₋₆alkyl(C₁₋₆alkyl)aminoC₁₋₆alkyl, di(C₁₋₆alkyl)aminoC₁₋₆alkyl, C₁₋₆alkylpiperazinylC₁₋₆alkyl or di(hydroxyC₁₋₆alkyl)aminoC₁₋₆alkyl; furanyl; imidazolyl; C₁₋₆alkyltriazolyl; tetrazolyl; pyrrolidinyl; piperidinylC₁₋₆alkyloxy; morpholinyl; C₁₋₆alkylmorpholinyl; morpholinylC₁₋₆alkyloxy; morpholinylC₁₋₆alkyl; C₁₋₆alkylpiperazinyl; C₁₋₆alkylpiperazinylC₁₋₆alkyloxy; C₁₋₆alkylpiperazinylC₁₋₆alkyl; C₁₋₆alkylpiperazinylsulfonyl; aminosulfonylpiperazinylC₁₋₆alkyloxy; aminosulfonylpiperazinyl; aminosulfonylpiperazinylC₁₋₆alkyl; di(C₁₋₆alkyl)aminosulfonylpiperazinyl; di(C₁₋₆alkyl)aminosulfonylpiperazinylC₁₋₆alkyl; hydroxyC₁₋₆alkylpiperazinyl; hydroxyC₁₋₆alkylpiperazinylC₁₋₆alkyl; C₁₋₆alkyloxypiperidinyl; C₁₋₆alkyloxypiperidinylC₁₋₆alkyl; hydroxyC₁₋₆alkyloxyC₁₋₆alkylpiperazinyl; hydroxyC₁₋₆alkyloxyC₁₋₆alkylpiperazinylC₁₋₆alkyl; (hydroxyC₁₋₆alkyl)(C₁₋₆alkyl)amino; (hydroxyC₁₋₆alkyl)(C₁₋₆alkyl)aminoC₁₋₆alkyl;

pyrrolidinylC₁₋₆alkyloxy; pyrazolyl; thiopyrazolyl; pyrazolyl substituted with two substituents selected from C₁₋₆alkyl or trihaloC₁₋₆alkyl; pyridinyl; pyridinyl substituted with C₁₋₆alkyloxy or aryl; pyrimidinyl; quinolinyl; indole; phenyl; phenyl substituted with one, two or three substituents independently selected from halo, amino, C₁₋₆alkyl, C₁₋₆alkyloxy, hydroxyC₁₋₄alkyl, trifluoromethyl, trifluoromethyloxy, hydroxyC₁₋₄alkyloxy, C₁₋₄alkyloxyC₁₋₄alkyloxy, aminoC₁₋₄alkyloxy, di(C₁₋₄alkyl)aminoC₁₋₄alkyloxy, di(C₁₋₄alkyl)amino, di(C₁₋₄alkyl)aminoC₁₋₄alkyl, di(C₁₋₄alkyl)aminoC₁₋₄alkyl(C₁₋₄alkyl)aminoC₁₋₄alkyl, piperidinylC₁₋₄alkyloxy, pyrrolidinylC₁₋₄alkyloxy, aminosulfonylpiperazinyl, aminosulfonylpiperazinylC₁₋₄alkyl, di(C₁₋₄alkyl)aminosulfonylpiperazinyl, di(C₁₋₄alkyl)aminosulfonylpiperazinylC₁₋₄alkyl, hydroxyC₁₋₄alkylpiperazinyl, hydroxyC₁₋₄alkylpiperazinylC₁₋₄alkyl, C₁₋₄alkyloxy piperidinyl, C₁₋₄alkyloxy piperidinylC₁₋₄alkyl, hydroxyC₁₋₄alkyloxyC₁₋₄alkylpiperazinyl, hydroxyC₁₋₄alkyloxyC₁₋₄alkylpiperazinylC₁₋₄alkyl, (hydroxyC₁₋₄alkyl)(C₁₋₄alkyl)amino, (hydroxyC₁₋₄alkyl)(C₁₋₄alkyl)aminoC₁₋₄alkyl pyrrolidinylC₁₋₄alkyloxy, morpholinylC₁₋₄alkyloxy, morpholinylC₁₋₄alkyl, C₁₋₄alkylpiperazinyl, C₁₋₄alkylpiperazinylC₁₋₄alkyloxy, C₁₋₄alkylpiperazinylC₁₋₄alkyl, hydroxyC₁₋₄alkylamino, di(hydroxyC₁₋₄alkyl)amino, di(C₁₋₄alkyl)aminoC₁₋₄alkylamino, aminothiadiazolyl, aminosulfonylpiperazinylC₁₋₄alkyloxy, or thiophenylC₁₋₄alkylamino.

146. The compound of claim 143 wherein:

t = 0;

m = 0;

R¹² is hydrogen, halo, hydroxy, amino, nitro, C₁₋₆alkyl, C₁₋₆alkyloxy, trifluoromethyl or di(C₁₋₆alkyl)amino;

-L- is a direct bond or a bivalent radical selected from C₁₋₆alkanediyl, C₁₋₆alkanediyoxy, amino or carbonyl;

R¹⁴ is hydrogen, hydroxy, amino, hydroxyC₁₋₆alkyl, C₁₋₆alkyl, C₁₋₆alkyloxy, arylC₁₋₆alkyl, aminocarbonyl, aminoC₁₋₆alkyl, C₁₋₆alkylaminoC₁₋₆alkyl or di(C₁₋₆alkyl)aminoC₁₋₆alkyl;

R¹⁵ is hydrogen;

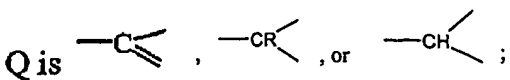
—**(A)** is a radical selected from (a-1), (a-3), (a-4), (a-5), (a-6), (a-7), (a-8), (a-9), (a-10), (a-11), (a-12), (a-13), (a-14), (a-15), (a-16), (a-17), (a-18), (a-19), (a-20), (a-21), (a-22), (a-23), (a-24), (a-25), (a-26), (a-28), (a-29), (a-30), (a-31), (a-32), (a-33), (a-34), (a-35), (a-36), (a-37), (a-38), (a-39), (a-40), (a-41), (a-42), (a-44), (a-45), (a-46), (a-47), (a-48) or (a-51);

each s is independently 0, 1, 2, 3 or 4;

R⁶ is hydrogen; halo; hydroxy; amino; nitro; trihaloC₁₋₆alkyl; trihaloC₁₋₆alkyloxy; C₁₋₆alkyl; C₁₋₆alkyloxy; C₁₋₆alkylcarbonyl; C₁₋₆alkyloxycarbonyl; C₁₋₆alkylsulfonyl; hydroxyC₁₋₆alkyl; aryloxy; di(C₁₋₆alkyl)amino; cyano; thiophenyl; furanyl; furanyl substituted with hydroxyC₁₋₆alkyl; benzofuranyl; imidazolyl; oxazolyl; oxazolyl substituted with aryl and C₁₋₆alkyl; C₁₋₆alkyltriazolyl; tetrazolyl; pyrrolidinyl; pyrrolyl; morpholinyl; C₁₋₆alkylmorpholinyl; piperazinyl; C₁₋₆alkylpiperazinyl; hydroxyC₁₋₆alkylpiperazinyl; C₁₋₆alkyloxypiperidinyl; pyrazolyl; pyrazolyl substituted with one or two substituents selected from C₁₋₆alkyl or trihaloC₁₋₆alkyl; pyridinyl; pyridinyl substituted with C₁₋₆alkyloxy, aryloxy or aryl; pyrimidinyl; quinolinyl; indole; phenyl; or phenyl substituted with one or two substituents independently selected from halo, C₁₋₆alkyl, C₁₋₆alkyloxy or trifluoromethyl;


R⁷ is hydrogen; halo; hydroxy; amino; nitro; trihaloC₁₋₆alkyl; trihaloC₁₋₆alkyloxy; C₁₋₆alkyl; C₁₋₆alkyloxy; C₁₋₆alkylcarbonyl; C₁₋₆alkyloxycarbonyl; C₁₋₆alkylsulfonyl; hydroxyC₁₋₆alkyl; aryloxy; di(C₁₋₆alkyl)amino; cyano; pyridinyl; phenyl; or phenyl substituted with one or two substituents independently selected from halo, C₁₋₆alkyl, C₁₋₆alkyloxy or trifluoromethyl.

147. The compound of claim 143 wherein:

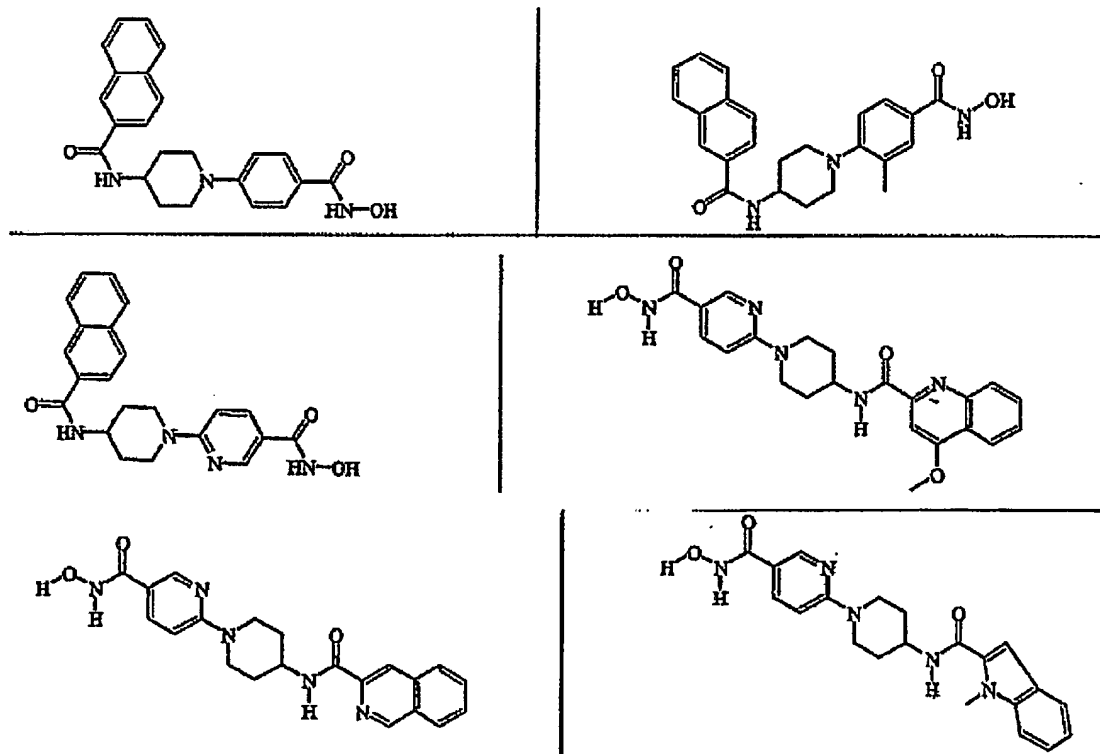
n is 1; m is 0 or 1; t is 0, 1 or 2; Q is  ;

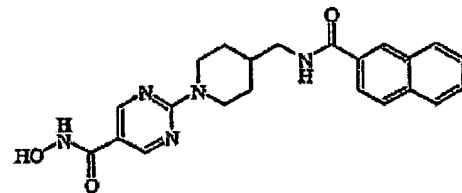
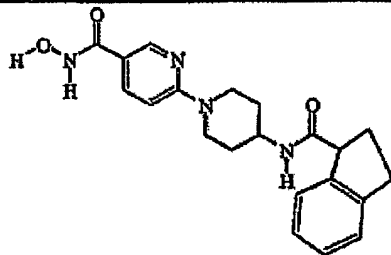
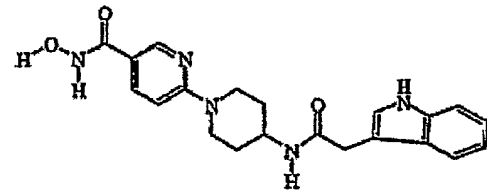
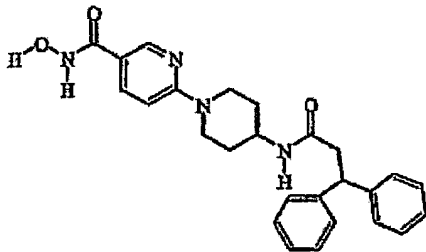
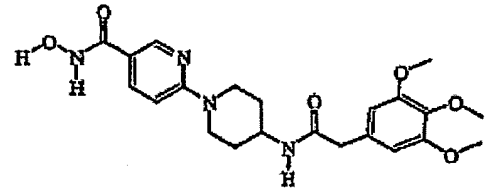
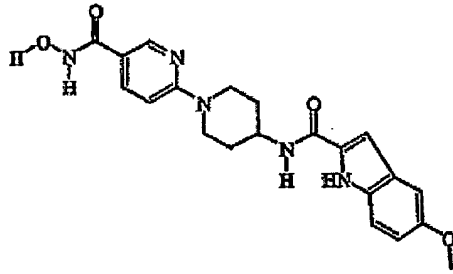
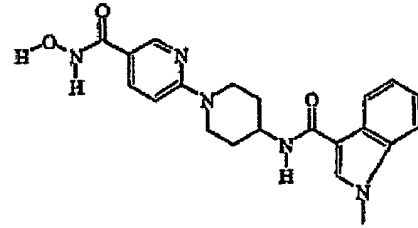
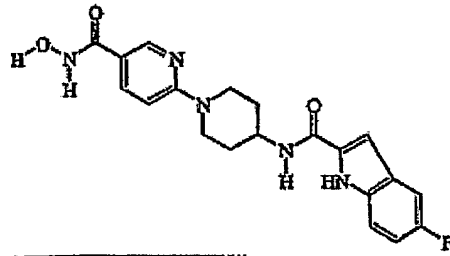
R¹² is hydrogen; -L- is a direct bond;

R¹⁴ and R¹⁵ are H;

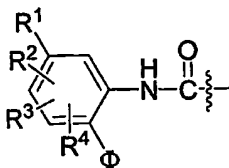
 is a radical selected from (a-1), (a-20), (a-27), (a-28), (a-29), (a-41) or (a-42); each s is independently 0, 1 or 2; and each R⁶ is independently selected from hydrogen, halo, C₁₋₆alkyl or C₁₋₆alkyloxy.

148. The compound of claim 143 that is selected from one of





wherein the terminal hydroxamic acid moiety (-C(O)NH-OH) is replaced with



wherein Φ , R^1 , R^2 , R^3 , and R^4 are as defined in accordance with claim 1.

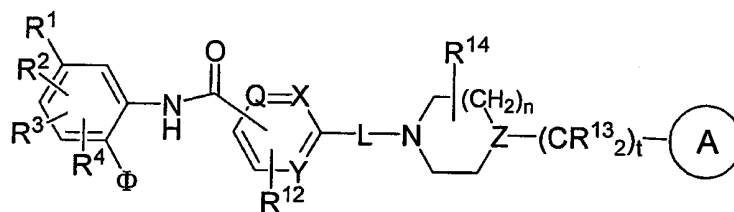
149. The compound of claim 143 wherein R^1 , R^2 , R^3 , and R^4 are all H.

150. A compound according to claim 143 for use in inhibiting histone deacetylase.

151. A compound according to claim 143 for use in treatment of a disease selected from the group consisting of a cell proliferative disease, a protozoal disease and a fungal disease.

152. The compound of claim 151, wherein said treatment is effected by inhibiting histone deacetylase.
153. The compound of claim 151, wherein said cell proliferative disease is a neoplastic cell proliferative disease.
154. The compound of claim 151, wherein said cell proliferative disease is cancer.
155. The compound of claim 154, wherein said cancer is a solid tumor cancer.
156. The compound of claim 154, wherein said cancer is selected from the group consisting of a lymphoma, lung cancer, colon cancer, prostate cancer, stomach cancer, breast cancer and leukemia.
157. A pharmaceutical composition comprising a compound according to claim 143 and a pharmaceutically acceptable carrier.
158. The pharmaceutical composition of claim 157 further comprising a nucleic acid level inhibitor of histone deacetylase.
159. The pharmaceutical composition of claim 158, wherein said nucleic acid level inhibitor is an antisense oligonucleotide complementary to a nucleic acid that encodes for a histone deacetylase.
160. The pharmaceutical composition of claim 159, wherein said antisense oligonucleotide is selected from the group consisting of SEQ ID No:1, SEQ ID No:2, SEQ ID No:3, SEQ ID No:4, SEQ ID No:5, SEQ ID No:6, SEQ ID No:7, SEQ ID No:8, SEQ ID No:9, SEQ ID No:10, SEQ ID No:11, SEQ ID No:12, SEQ ID No:13, SEQ ID No:14, SEQ ID No:15, SEQ ID No:16, and SEQ ID No:17.
161. A method of inhibiting histone deacetylase, the method comprising contacting said histone deacetylase with an inhibiting effective amount of a compound according to claim 143.
162. A method of treating an individual having a disease selected from the group consisting of a cell proliferative disease, a protozoal disease and a fungal disease, said method comprising administering to said individual a treatment effective amount of the pharmaceutical composition of claim 157
163. A method of treating an individual having a disease selected from the group consisting of a cell proliferative disease, a protozoal disease and a fungal disease, said method comprising administering to said individual a treatment effective amount of the pharmaceutical composition of claim 158.

164. The method of claim 162, wherein said cell proliferative disease is a neoplastic cell proliferative disease.
165. The method of claim 162, wherein said cell proliferative disease is cancer.
166. The method of claim 165, wherein said cancer is a solid tumor cancer.
167. The method of claim 166, wherein said cancer is selected from the group consisting of a lymphoma, lung cancer, colon cancer, prostate cancer, stomach cancer, breast cancer and leukemia.
168. The method of claim 163, wherein said cell proliferative disease is a neoplastic cell proliferative disease.
169. The method of claim 163, wherein said cell proliferative disease is cancer.
170. The method of claim 169, wherein said cancer is a solid tumor cancer.
171. The method of claim 170, wherein said cancer is selected from the group consisting of a lymphoma, lung cancer, colon cancer, prostate cancer, stomach cancer, breast cancer and leukemia.
172. A compound of the formula:



or a pharmaceutically acceptable salt thereof, wherein


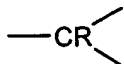
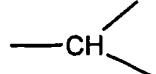
Φ is -NH₂ or -OH;

R¹ is H or as defined in claim 1;

R², R³, and R⁴ are as defined in claim 1;


n is 0, 1, 2 or 3 and when n is 0 then a direct bond is intended;

t is 0, 1, 2, 3 or 4 and when t is 0 then a direct bond is intended;

Q is nitrogen or  ,  , or  ;

X is nitrogen or  ;

Y is nitrogen or  ;

Z is nitrogen or  ;

R is selected from the group consisting of hydrogen, halogen, -NH₂, nitro, hydroxy, aryl, heterocyclyl, C₃-C₈-cycloalkyl, heteroaryl, C₁-C₇-alkyl, haloalkyl, C₁-C₇-alkenyl, C₁-C₇-alkynyl, C₁-C₇-acyl, C₁-C₇-alkyl-aryloxy, C₁-C₇-alkyl-arylsulfanyl, C₁-C₇-alkyl-arylsulfinyl, C₁-C₇-alkyl-arylsulfonyl, C₁-C₇-alkyl-arylamino, C₁-C₇-alkynyl-C(O)-amine, C₁-C₇-alkenyl-C(O)-amine, C₁-C₇-alkynyl-R⁹, C₁-C₇-alkenyl-R⁹ wherein R⁹ is hydrogen, hydroxy, amino, C₁-C₇-alkyl or C₁-C₇-alkoxy;

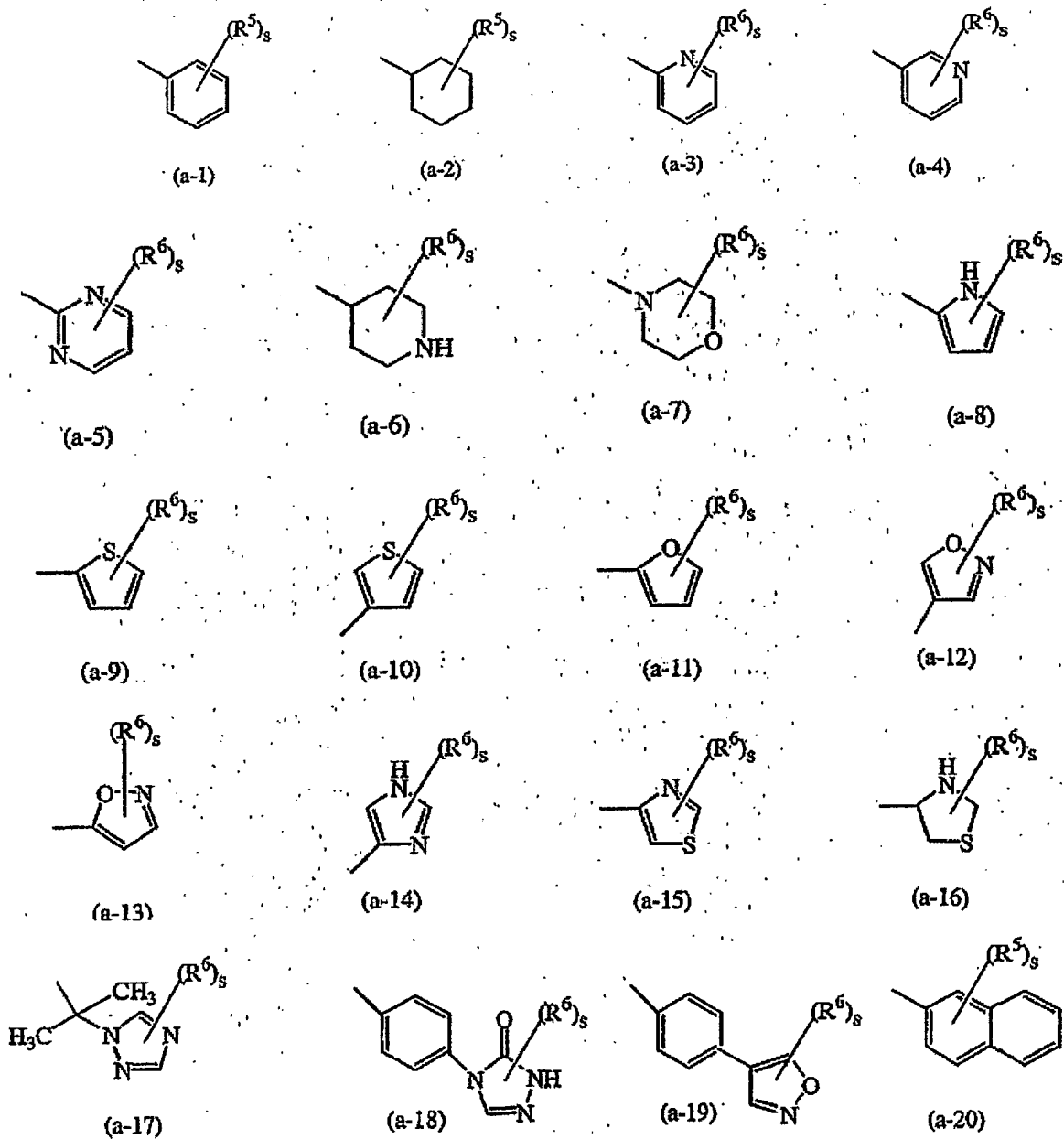
R¹² is hydrogen, halo, hydroxy, amino, nitro, C₁₋₆-alkyl, C₁₋₆-alkyloxy, trifluoromethyl, di(C₁₋₆-alkyl)amino, hydroxyamino or naphthalenylsulfonylpyrazinyl;

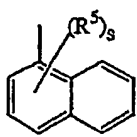
-L- is a direct bond or a bivalent radical selected from C₁₋₆-alkanediyl, C₁₋₆-alkyloxy, amino, carbonyl or aminocarbonyl;

each R¹³ independently represents a hydrogen atom and one hydrogen atom can be replaced by a substituent selected from aryl;

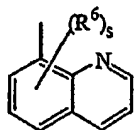
R¹⁴ is hydrogen, hydroxy, amino, hydroxyC₁₋₆-alkyl, C₁₋₆-alkyl, C₁₋₆-alkyloxy, arylC₁₋₆-alkyl, aminocarbonyl, hydroxycarbonyl, aminoC₁₋₆-alkyl, aminocarbonylC₁₋₆-alkyl, hydroxycarbonylC₁₋₆-alkyl, hydroxyaminocarbonyl, C₁₋₆-alkyloxycarbonyl, C₁₋₆-alkylaminoC₁₋₆-alkyl or di(C₁₋₆-alkyl)aminoC₁₋₆-alkyl;

—(A) is a radical selected from

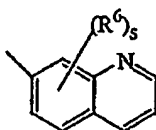




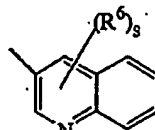
(a-21)



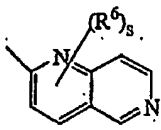
(a-22)



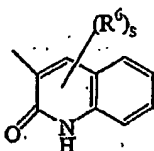
(a-23)



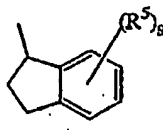
(a-24)



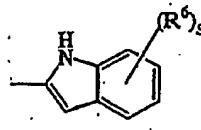
(a-25)



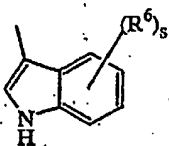
(a-26)



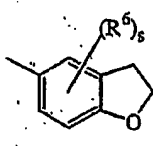
(a-27)



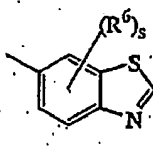
(a-28)



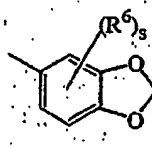
(a-29)



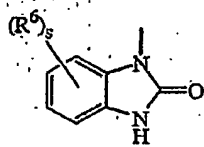
(a-30)



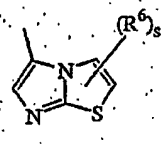
(a-31)



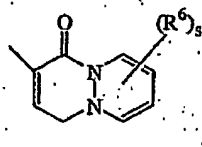
(a-32)



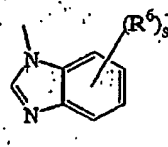
(a-33)



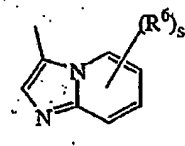
(a-34)



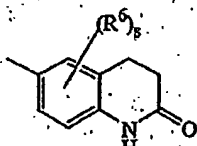
(a-35)



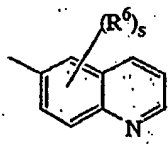
(a-36)



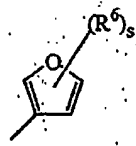
(a-37)



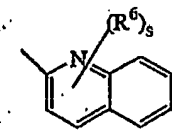
(a-38)



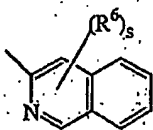
(a-39)



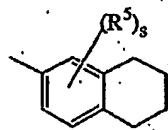
(a-40)



(a-41)



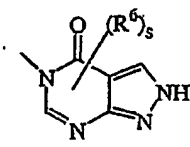
(a-42)



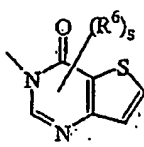
(a-43)



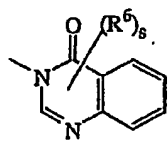
(a-44)



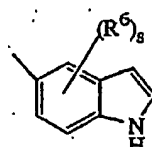
(a-45)



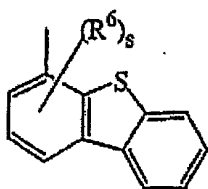
(a-46)



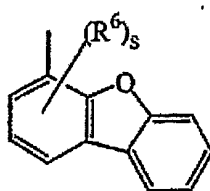
(a-47)



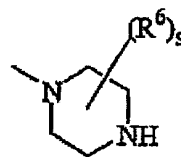
(a-48)



(a-49)



(a-50)



(a-51)

wherein each s is independently 0, 1, 2, 3, 4 or 5;

each R^5 and R^6 are independently selected from hydrogen; halo; hydroxy; amino; nitro; trihaloC₁₋₆alkyl; trihaloC₁₋₆alkyloxy; C₁₋₆alkyl; C₁₋₆alkyl substituted with aryl and C₃₋₁₀cycloalkyl; C₁₋₆alkyloxy; C₁₋₆alkyloxyC₁₋₆alkyloxy; C₁₋₆alkylcarbonyl; C₁₋₆alkyloxycarbonyl; C₁₋₆alkylsulfonyl; cyanoC₁₋₆alkyl; hydroxyC₁₋₆alkyl; hydroxyC₁₋₆alkyloxy; hydroxyC₁₋₆alkylamino; aminoC₁₋₆alkyloxy; di(C₁₋₆alkyl)aminocarbonyl; di(hydroxyC₁₋₆alkyl)amino; (aryl)(C₁₋₆alkyl)amino; di(C₁₋₆alkyl)aminoC₁₋₆alkyloxy; di(C₁₋₆alkyl)aminoC₁₋₆alkylamino; di(C₁₋₆alkyl)aminoC₁₋₆alkylaminoC₁₋₆alkyl; arylsulfonyl; arylsulfonylamino; aryloxy; aryloxyC₁₋₆alkyl; arylC₂₋₆alkenediyl; di(C₁₋₆alkyl)amino; di(C₁₋₆alkyl)aminoC₁₋₆alkyl; di(C₁₋₆alkyl)amino(C₁₋₆alkyl)amino; di(C₁₋₆alkyl)amino(C₁₋₆alkyl)aminoC₁₋₆alkyl; di(C₁₋₆alkyl)aminoC₁₋₆alkyl(C₁₋₆alkyl)amino; di(C₁₋₆alkyl)aminoC₁₋₆alkyl(C₁₋₆alkyl)aminoC₁₋₆alkyl; aminosulfonylamino(C₁₋₆alkyl)amino; aminosulfonylamino(C₁₋₆alkyl)aminoC₁₋₆alkyl; di(C₁₋₆alkyl)aminosulfonylamino(C₁₋₆alkyl)amino;

di(C₁₋₆alkyl)aminosulfonylamino(C₁₋₆alkyl)aminoC₁₋₆alkyl; cyano; thiophenyl;
thiophenyl substituted with di(C₁₋₆alkyl)aminoC₁₋₆alkyl(C₁₋₆alkyl)aminoC₁₋₆alkyl;
di(C₁₋₆alkyl)aminoC₁₋₆alkyl, C₁₋₆alkylpiperazinylC₁₋₆alkyl,
hydroxyC₁₋₆alkylpiperazinylC₁₋₆alkyl,
hydroxyC₁₋₆alkyloxyC₁₋₆alkylpiperazinylC₁₋₆alkyl,
di(C₁₋₆alkyl)aminosulfonylpiperazinylC₁₋₆alkyl,
C₁₋₆alkyloxy piperidinyl, C₁₋₆alkyloxy piperidinylC₁₋₆alkyl, morpholinylC₁₋₆alkyl,
hydroxyC₁₋₆alkyl(C₁₋₆alkyl)aminoC₁₋₆alkyl, or di(hydroxyC₁₋₆alkyl)aminoC₁₋₆alkyl;
furanlyl; furanlyl substituted with hydroxyC₁₋₆alkyl; benzofuranlyl; imidazolyl;
oxazolyl; oxazolyl substituted with aryl and C₁₋₆alkyl; C₁₋₆alkyltriazolyl; tetrazolyl;
pyrrolidinyl; pyrrolyl; piperidinylC₁₋₆alkyloxy; morpholinyl; C₁₋₆alkylmorpholinyl;
morpholinylC₁₋₆alkyloxy;
morpholinylC₁₋₆alkyl; morpholinylC₁₋₆alkylamino;
morpholinylC₁₋₆alkylaminoC₁₋₆alkyl; piperazinyl; C₁₋₆alkylpiperazinyl;
C₁₋₆alkylpiperazinylC₁₋₆alkyloxy; piperazinylC₁₋₆alkyl;
naphtalenylsulfonylpiperazinyl; naphtalenylsulfonylpiperidinyl; naphtalenylsulfonyl;
C₁₋₆alkylpiperazinylC₁₋₆alkyl; C₁₋₆alkylpiperazinylC₁₋₆alkylamino;
C₁₋₆alkylpiperazinylC₁₋₆alkylaminoC₁₋₆alkyl; C₁₋₆alkylpiperazinylsulfonyl;
aminosulfonylpiperazinylC₁₋₆alkyloxy; aminosulfonylpiperazinyl;
aminosulfonylpiperazinylC₁₋₆alkyl; di(C₁₋₆alkyl)aminosulfonylpiperazinyl;
di(C₁₋₆alkyl)aminosulfonylpiperazinylC₁₋₆alkyl; hydroxyC₁₋₆alkylpiperazinyl;
hydroxyC₁₋₆alkylpiperazinylC₁₋₆alkyl; C₁₋₆alkyloxy piperidinyl;
C₁₋₆alkyloxy piperidinylC₁₋₆alkyl; piperidinylaminoC₁₋₆alkylamino;
piperidinylaminoC₁₋₆alkylaminoC₁₋₆alkyl;
(C₁₋₆alkylpiperidinyl)(hydroxyC₁₋₆alkyl)aminoC₁₋₆alkylamino;
(C₁₋₆alkylpiperidinyl)(hydroxyC₁₋₆alkyl)aminoC₁₋₆alkylaminoC₁₋₆alkyl;
hydroxyC₁₋₆alkyloxyC₁₋₆alkylpiperazinyl;
hydroxyC₁₋₆alkyloxyC₁₋₆alkylpiperazinylC₁₋₆alkyl;
(hydroxyC₁₋₆alkyl)(C₁₋₆alkyl)amino; (hydroxyC₁₋₆alkyl)(C₁₋₆alkyl)aminoC₁₋₆alkyl;

hydroxyC₁₋₆alkylaminoC₁₋₆alkyl; di(hydroxyC₁₋₆alkyl)aminoC₁₋₆alkyl;
pyrrolidinylC₁₋₆alkyl; pyrrolidinylC₁₋₆alkyloxy; pyrazolyl; thiopyrazolyl; pyrazolyl
substituted with two substituents selected from C₁₋₆alkyl or trihaloC₁₋₆alkyl;
pyridinyl; pyridinyl substituted with C₁₋₆alkyloxy, aryloxy or aryl; pyrimidinyl;
tetrahydropyrimidinylpiperazinyl; tetrahydropyrimidinylpiperazinylC₁₋₆alkyl;
quinolinyl; indole; phenyl; phenyl substituted with one, two or three substituents
independently selected from halo, amino, nitro, C₁₋₆alkyl, C₁₋₆alkyloxy,
hydroxyC₁₋₄alkyl, trifluoromethyl, trifluoromethyloxy, hydroxyC₁₋₄alkyloxy,
C₁₋₄alkylsulfonyl, C₁₋₄alkyloxyC₁₋₄alkyloxy, C₁₋₄alkyloxycarbonyl,
aminoC₁₋₄alkyloxy, di(C₁₋₄alkyl)aminoC₁₋₄alkyloxy, di(C₁₋₄alkyl)amino,
di(C₁₋₄alkyl)aminocarbonyl, di(C₁₋₄alkyl)aminoC₁₋₄alkyl,
di(C₁₋₄alkyl)aminoC₁₋₄alkylaminoC₁₋₄alkyl,
di(C₁₋₄alkyl)amino(C₁₋₄alkyl)amino, di(C₁₋₄alkyl)amino(C₁₋₄alkyl)aminoC₁₋₄alkyl,
di(C₁₋₄alkyl)aminoC₁₋₄alkyl(C₁₋₄alkyl)amino,
di(C₁₋₄alkyl)aminoC₁₋₄alkyl(C₁₋₄alkyl)aminoC₁₋₄alkyl,
aminosulfonylamino(C₁₋₄alkyl)amino,
aminosulfonylamino(C₁₋₄alkyl)aminoC₁₋₄alkyl,
di(C₁₋₄alkyl)aminosulfonylamino(C₁₋₄alkyl)amino,
di(C₁₋₄alkyl)aminosulfonylamino(C₁₋₄alkyl)aminoC₁₋₆alkyl, cyano,
piperidinylC₁₋₄alkyloxy, pyrrolidinylC₁₋₄alkyloxy, aminosulfonylpiperazinyl,
aminosulfonylpiperazinylC₁₋₄alkyl, di(C₁₋₄alkyl)aminosulfonylpiperazinyl,
di(C₁₋₄alkyl)aminosulfonylpiperazinylC₁₋₄alkyl, hydroxyC₁₋₄alkylpiperazinyl,
hydroxyC₁₋₄alkylpiperazinylC₁₋₄alkyl, C₁₋₄alkyloxypiperidinyl,

C_{1-4} alkyloxypiperidinyl C_{1-4} alkyl, hydroxy C_{1-4} alkyloxy C_{1-4} alkylpiperazinyl,
 hydroxy C_{1-4} alkyloxy C_{1-4} alkylpiperazinyl C_{1-4} alkyl,
 (hydroxy C_{1-4} alkyl)(C_{1-4} alkyl)amino, (hydroxy C_{1-4} alkyl)(C_{1-4} alkyl)amino C_{1-4} alkyl,
 di(hydroxy C_{1-4} alkyl)amino, di(hydroxy C_{1-4} alkyl)amino C_{1-4} alkyl, furanyl, furanyl
 substituted with $-CH=CH-CH=CH-$, pyrrolidinyl C_{1-4} alkyl, pyrrolidinyl C_{1-4} alkyloxy,
 morpholinyl, morpholinyl C_{1-4} alkyloxy, morpholinyl C_{1-4} alkyl,
 morpholinyl C_{1-4} alkylamino, morpholinyl C_{1-4} alkylamino C_{1-4} alkyl, piperazinyl,
 C_{1-4} alkylpiperazinyl, C_{1-4} alkylpiperazinyl C_{1-4} alkyloxy, piperazinyl C_{1-4} alkyl,
 C_{1-4} alkylpiperazinyl C_{1-4} alkyl, C_{1-4} alkylpiperazinyl C_{1-4} alkylamino,
 C_{1-4} alkylpiperazinyl C_{1-4} alkylamino C_{1-6} alkyl, tetrahydropyrimidinylpiperazinyl,
 tetrahydropyrimidinylpiperazinyl C_{1-4} alkyl, piperidinylamino C_{1-4} alkylamino,
 piperidinylamino C_{1-4} alkylamino C_{1-4} alkyl,
 (C_{1-4} alkylpiperidinyl)(hydroxy C_{1-4} alkyl)amino C_{1-4} alkylamino,
 (C_{1-4} alkylpiperidinyl)(hydroxy C_{1-4} alkyl)amino C_{1-4} alkylamino C_{1-4} alkyl,
 pyridinyl C_{1-4} alkyloxy,
 hydroxy C_{1-4} alkylamino, hydroxy C_{1-4} alkylamino C_{1-4} alkyl,
 di(C_{1-4} alkyl)amino C_{1-4} alkylamino, aminothiadiazolyl,
 aminosulfonylpiperazinyl C_{1-4} alkyloxy, or thiophenyl C_{1-4} alkylamino;

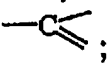
each R^5 and R^6 can be placed on the nitrogen in replacement of the hydrogen;

aryl in the above is phenyl, or phenyl substituted with one or more substituents each independently selected from halo, C_{1-6} alkyl, C_{1-6} alkyloxy, trifluoromethyl, cyano or hydroxycarbonyl.

173. The compound of claim 172 wherein each of R^2 , R^3 , and R^4 corresponds to R^{12} , R^{13} , and R^{14} , respectively, in claim 172 wherein:

n is 1 or 2;

t is 0, 1, 2 or 4;

Q is ;

R² is hydrogen or nitro;

-L- is a direct bond or a bivalent radical selected from C₁₋₆alkanediyl;

R⁴ is hydrogen;

—**(A)** is a radical selected from (a-1), (a-2), (a-3), (a-5), (a-6), (a-11), (a-18), (a-20), (a-21), (a-32), (a-33), (a-47) or (a-51);

each s is independently 0, 1, 2, or 4;

each R⁵ and R⁶ are independently selected from hydrogen; halo; trihaloC₁₋₆alkyl;

C₁₋₆alkyl; C₁₋₆alkyl substituted with aryl and C₃₋₁₀cycloalkyl; C₁₋₆alkyloxy;

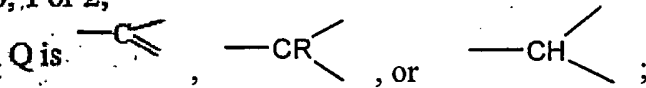
C₁₋₆alkylcarbonyl; benzofuranyl; naphthalenylsulfonyl; pyridinyl substituted with

aryloxy; phenyl; or phenyl substituted with one substituent independently selected from hydroxyC₁₋₄alkyl or morpholinylC₁₋₄alkyl.

174. The compound of claim 170 wherein each of R², R³, and R⁴ corresponds to R¹², R¹³, and R¹⁴, respectively, in claim 172 wherein:

n is 1;

t is 0, 1 or 2;



X is nitrogen;

Y is nitrogen;

R² is hydrogen;

-L- is a direct bond;

each R³ independently represents a hydrogen atom;

R⁴ is hydrogen;

—**(A)** is a radical selected from (a-6), (a-11), (a-20), (a-47) or (a-51);

each s is independently 0, 1, or 4;

each R⁵ and R⁶ are independently selected from hydrogen; C₁₋₆alkyl; C₁₋₆alkyloxy;

naphthalenylsulfonyl; or phenyl substituted with hydroxyC₁₋₄alkyl or

morpholinylC₁₋₄alkyl.

175. The compound of claim 172 wherein L is a direct bond.

176. The compound of claim 172 wherein each of R^2 , R^3 , and R^4 corresponds to R^{12} , R^{13} , and R^{14} , respectively, in claim 172 wherein :

t is 1, 2, 3, or 4;

R^2 is hydrogen, halo, hydroxy, amino, nitro, C_{1-6} alkyl, C_{1-6} alkyloxy, trifluoromethyl or di(C_{1-6} alkyl)amino;

-L- is a direct bond or a bivalent radical selected from C_{1-6} alkanediyl,

C_{1-6} alkanediyoxy, amino or carbonyl;

R^4 is hydrogen, hydroxy, amino, hydroxy C_{1-6} alkyl, C_{1-6} alkyl, C_{1-6} alkyloxy, aryl C_{1-6} alkyl, aminocarbonyl, amino C_{1-6} alkyl, C_{1-6} alkylamino C_{1-6} alkyl or di(C_{1-6} alkyl)amino C_{1-6} alkyl;

—**(A)** is a radical selected from (a-1), (a-3), (a-4), (a-5), (a-6), (a-7), (a-8), (a-9), (a-10), (a-11), (a-12), (a-13), (a-14), (a-15), (a-16), (a-17), (a-18), (a-19), (a-20), (a-21), (a-22), (a-23), (a-24), (a-25), (a-26), (a-28), (a-29), (a-30), (a-31), (a-32), (a-33), (a-34), (a-35), (a-36), (a-37), (a-38), (a-39), (a-40), (a-41), (a-42), (a-44), (a-45), (a-46), (a-47), (a-48) and (a-51);

each s is independently 0, 1, 2, 3 or 4;

R^5 is hydrogen; halo; hydroxy; amino; nitro; trihalo C_{1-6} alkyl; trihalo C_{1-6} alkyloxy; C_{1-6} alkyl; C_{1-6} alkyloxy; C_{1-6} alkylcarbonyl; C_{1-6} alkyloxycarbonyl;

C_{1-6} alkylsulfonyl; hydroxy C_{1-6} alkyl; aryloxy; di(C_{1-6} alkyl)amino; cyano;

thiophenyl; furanyl; furanyl substituted with hydroxy C_{1-6} alkyl; benzofuranyl;

imidazolyl; oxazolyl; oxazolyl substituted with aryl and C_{1-6} alkyl;

C_{1-6} alkyltriazolyl; tetrazolyl; pyrrolidinyl; pyrrolyl; morpholinyl;

C_{1-6} alkylmorpholinyl; piperazinyl;

C_{1-6} alkylpiperazinyl; hydroxy C_{1-6} alkylpiperazinyl;

C_{1-6} alkyloxypiperidinyl; pyrazoly; pyrazolyl substituted with one or two

substituents selected from C_{1-6} alkyl or trihalo C_{1-6} alkyl; pyridinyl; pyridinyl

substituted with C_{1-6} alkyloxy, aryloxy or aryl; pyrimidinyl; quinolinyl; indole;

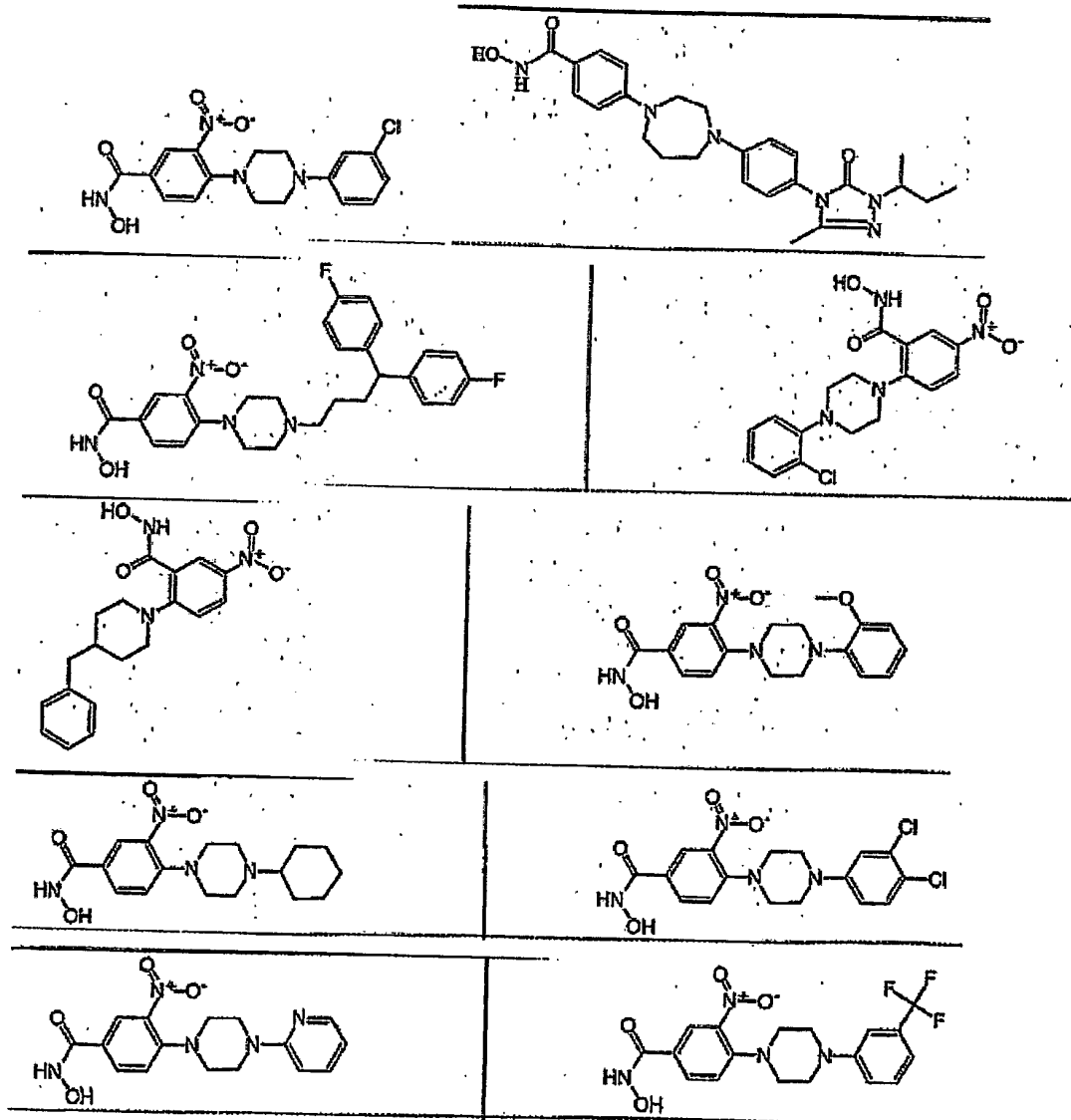
phenyl; or phenyl substituted with one or two substituents independently selected

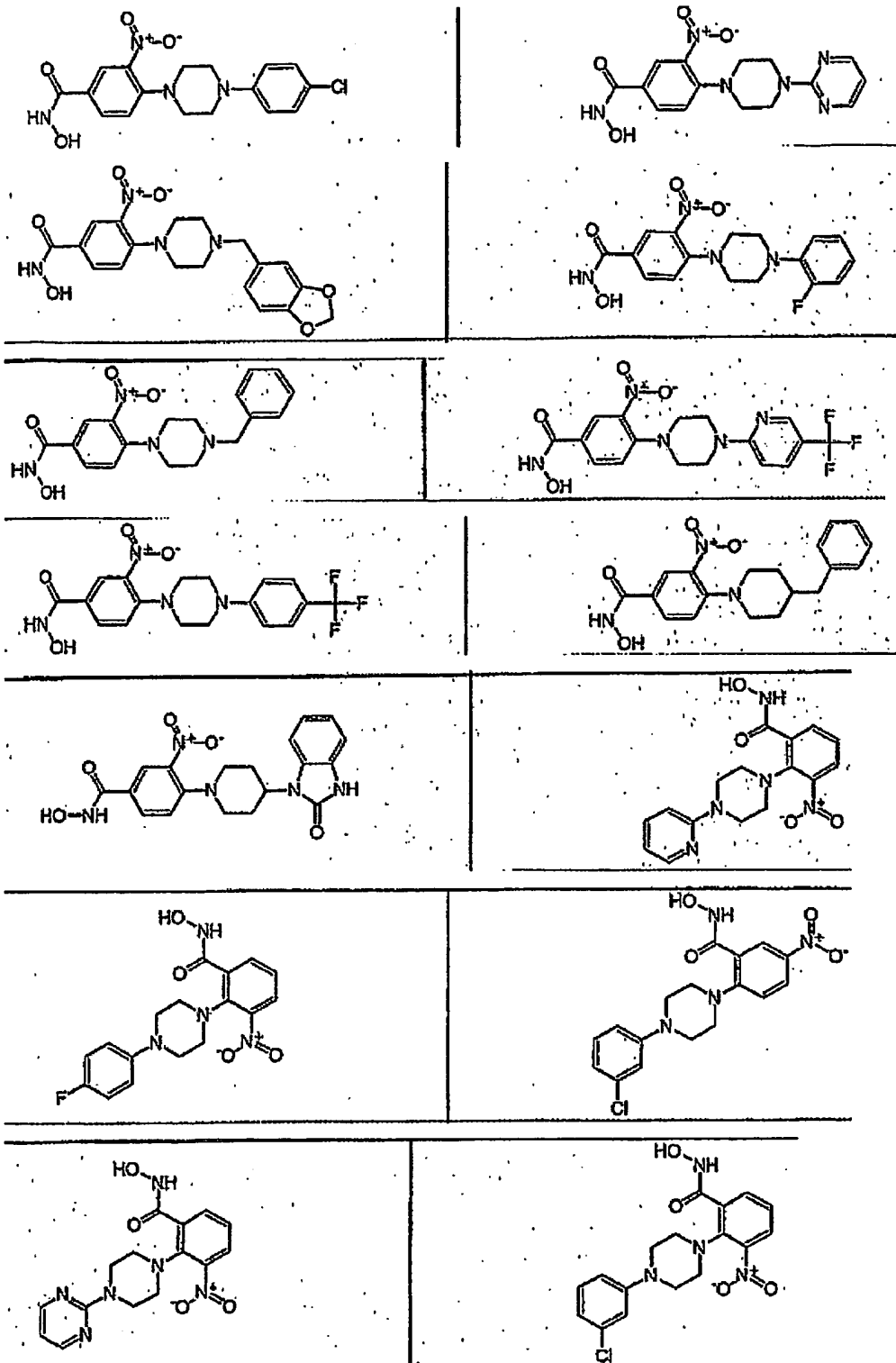
from halo, C_{1-6} alkyl, C_{1-6} alkyloxy or trifluoromethyl;

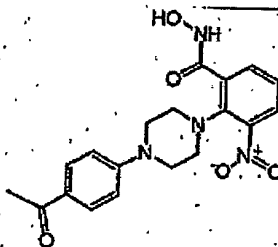
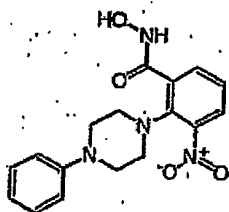
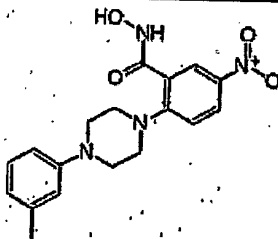
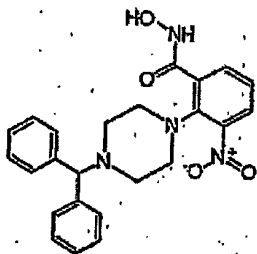
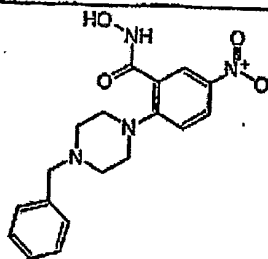
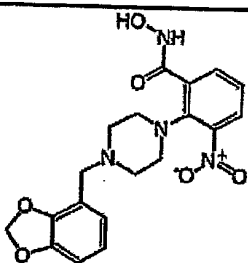
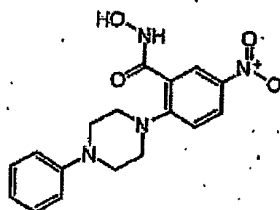
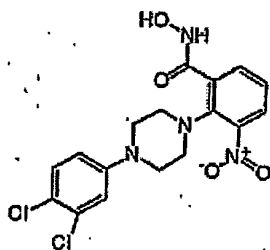
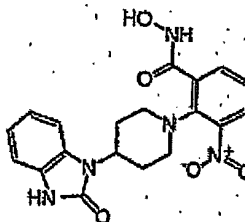
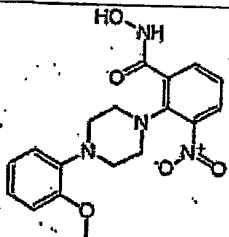
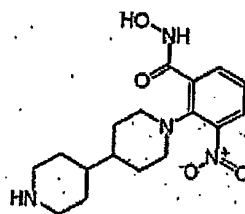
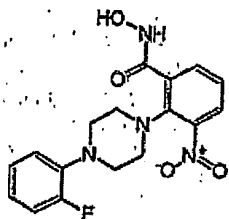
R^6 is hydrogen; halo; hydroxy; amino; nitro; trihalo C_{1-6} alkyl; trihalo C_{1-6} alkyloxy;
 C_{1-6} alkyl; C_{1-6} alkyloxy; C_{1-6} alkylcarbonyl; C_{1-6} alkyloxycarbonyl;

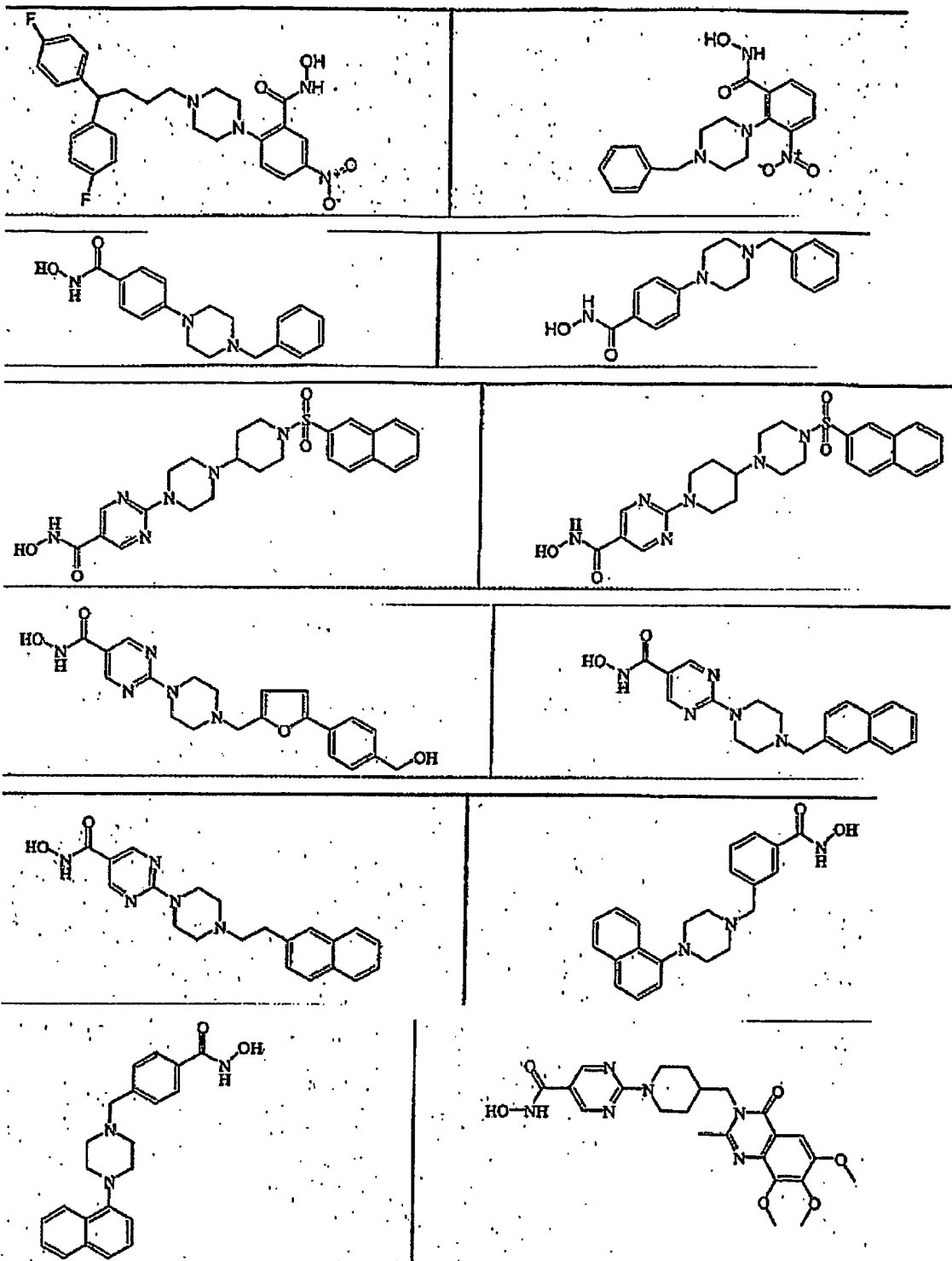
C_{1-6} alkylsulfonyl; hydroxy C_{1-6} alkyl; aryloxy; di(C_{1-6} alkyl)amino; cyano; pyridinyl;
 phenyl; or phenyl substituted with one or two substituents independently selected
 from halo, C_{1-6} alkyl, C_{1-6} alkyloxy or trifluoromethyl.

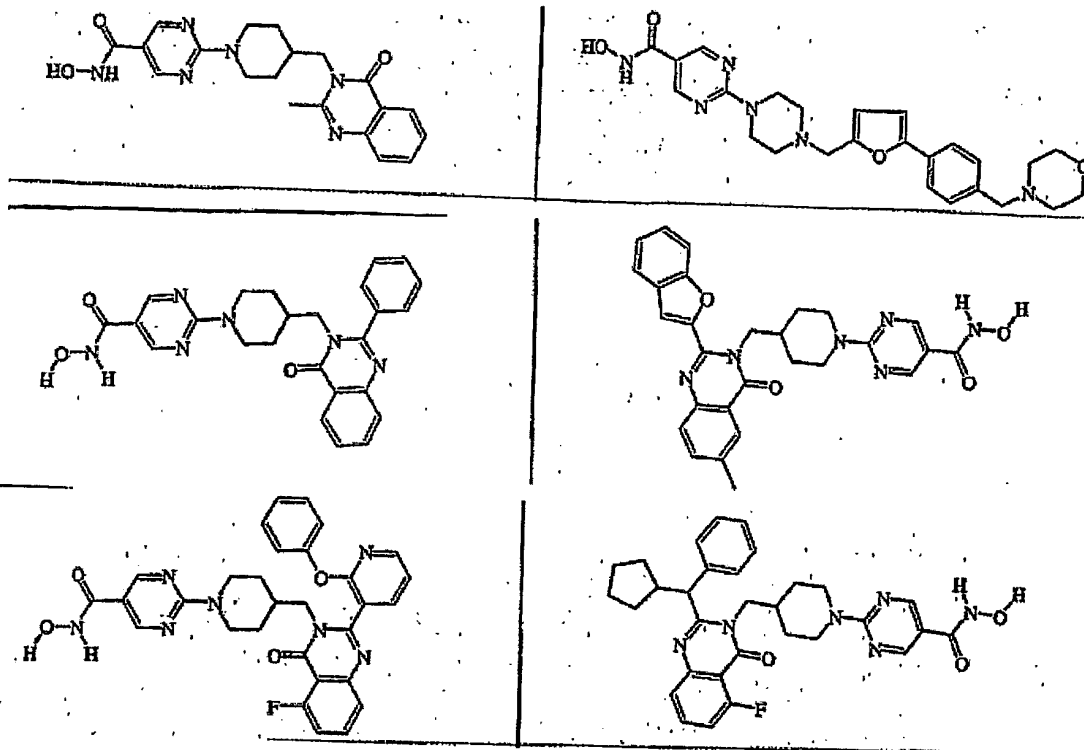
177. The compound of claim 172 that is selected from one of



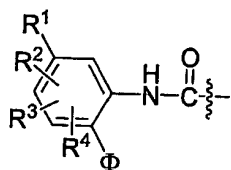








wherein the terminal hydroxamic acid moiety (-C(O)-NH-OH) is replaced with



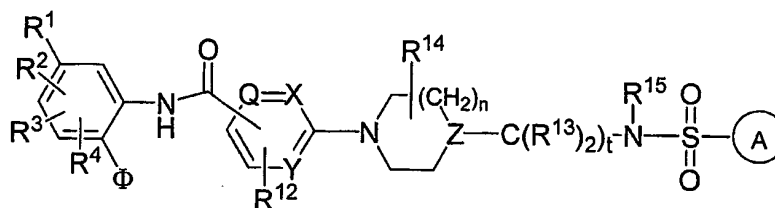
wherein Φ , R^1 , R^2 , R^3 , and R^4 are as defined in accordance with claim 1.

178. The compound of claim 172 wherein R^1 , R^2 , R^3 , and R^4 are all H.
179. A compound according to claim 172 for use in inhibiting histone deacetylase.
180. A compound according to claim 172 for use in treatment of a disease selected from the group consisting of a cell proliferative disease, a protozoal disease and a fungal disease.
181. The compound of claim 180, wherein said treatment is effected by inhibiting histone deacetylase.
182. The compound of claim 180, wherein said cell proliferative disease is a neoplastic cell proliferative disease.
183. The compound of claim 180, wherein said cell proliferative disease is cancer.
184. The compound of claim 183, wherein said cancer is a solid tumor cancer.

185. The compound of claim 183, wherein said cancer is selected from the group consisting of a lymphoma, lung cancer, colon cancer, prostate cancer, stomach cancer, breast cancer and leukemia.
186. A pharmaceutical composition comprising a compound according to claim 172 and a pharmaceutically acceptable carrier.
187. The pharmaceutical composition of claim 186 further comprising a nucleic acid level inhibitor of histone deacetylase.
188. The pharmaceutical composition of claim 187, wherein said nucleic acid level inhibitor is an antisense oligonucleotide complementary to a nucleic acid that encodes for a histone deacetylase.
189. The pharmaceutical composition of claim 188, wherein said antisense oligonucleotide is selected from the group consisting of SEQ ID No:1, SEQ ID No:2, SEQ ID No:3, SEQ ID No:4, SEQ ID No:5, SEQ ID No:6, SEQ ID No:7, SEQ ID No:8, SEQ ID No:9, SEQ ID No:10, SEQ ID No:11, SEQ ID No:12, SEQ ID No:13, SEQ ID No:14, SEQ ID No:15, SEQ ID No:16, and SEQ ID No:17.
190. A method of inhibiting histone deacetylase, the method comprising contacting said histone deacetylase with an inhibiting effective amount of a compound according to claim 172.
191. A method of treating an individual having a disease selected from the group consisting of a cell proliferative disease, a protozoal disease and a fungal disease, said method comprising administering to said individual a treatment effective amount of the pharmaceutical composition of claim 186.
192. A method of treating an individual having a disease selected from the group consisting of a cell proliferative disease, a protozoal disease and a fungal disease, said method comprising administering to said individual a treatment effective amount of the pharmaceutical composition of claim 187.
193. The method of claim 191, wherein said cell proliferative disease is a neoplastic cell proliferative disease.
194. The method of claim 191, wherein said cell proliferative disease is cancer.
195. The method of claim 194, wherein said cancer is a solid tumor cancer.
196. The method of claim 195, wherein said cancer is selected from the group consisting of a lymphoma, lung cancer, colon cancer, prostate cancer, stomach cancer, breast cancer and leukemia.

197. The method of claim 192, wherein said cell proliferative disease is a neoplastic cell proliferative disease.
198. The method of claim 192, wherein said cell proliferative disease is cancer.
199. The method of claim 198, wherein said cancer is a solid tumor cancer.
200. The method of claim 199, wherein said cancer is selected from the group consisting of a lymphoma, lung cancer, colon cancer, prostate cancer, stomach cancer, breast cancer and leukemia.

201. A compound of the formula:



or a pharmaceutically acceptable salt thereof, wherein


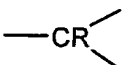
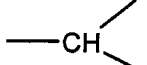
Φ is -NH₂ or -OH;

R¹ is H or as defined in claim 1;

R², R³, and R⁴ are as defined in claim 1;

n is 0, 1, 2 or 3 and when n is 0 then a direct bond is intended;

t is 0, 1, 2, 3 or 4 and when t is 0 then a direct bond is intended;

Q is nitrogen or , , or  ;

X is nitrogen or  ;

Y is nitrogen or  ;

Z is nitrogen or  ;

R is selected from the group consisting of hydrogen, halogen, -NH₂, nitro, hydroxy, aryl, heterocyclyl, C₃-C₈-cycloalkyl, heteroaryl, C₁-C₇-alkyl, haloalkyl, C₁-C₇-alkenyl, C₁-C₇-alkynyl, C₁-C₇-acyl, C₁-C₇-alkyl-aryloxy, C₁-C₇-alkyl-arylsulfanyl, C₁-C₇-alkyl-arylsulfinyl, C₁-C₇-alkyl-arylsulfonyl, C₁-C₇-alkyl-

arylamino sulfonyl, C₁-C₇-alkyl-arylamine, C₁-C₇-alkynyl-C(O)-amine, C₁-C₇-alkenyl-C(O)-amine, C₁-C₇-alkynyl-R⁹, C₁-C₇-alkenyl-R⁹ wherein R⁹ is hydrogen, hydroxy, amino, C₁-C₇-alkyl or C₁-C₇-alkoxy;

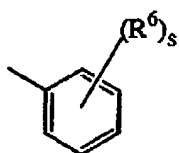
each R¹² hydrogen, halo, hydroxy, amino, nitro, C₁₋₆alkyl, C₁₋₆alkyloxy, trifluoromethyl, di(C₁₋₆alkyl)amino, hydroxyamino or naphthalenylsulfonylpyrazinyl;

each R¹³ independently represents a hydrogen atom and one hydrogen atom can be replaced by a substituent selected from aryl;

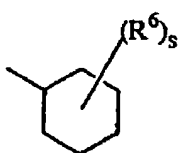
R¹⁴ is hydrogen, hydroxy, amino, hydroxyC₁₋₆alkyl, C₁₋₆alkyl, C₁₋₆alkyloxy, arylC₁₋₆alkyl, aminocarbonyl, hydroxycarbonyl, aminoC₁₋₆alkyl, aminocarbonylC₁₋₆alkyl, hydroxycarbonylC₁₋₆alkyl, hydroxyaminocarbonyl, C₁₋₆alkyloxycarbonyl, C₁₋₆alkylaminoC₁₋₆alkyl or di(C₁₋₆alkyl)aminoC₁₋₆alkyl;

R¹⁵ is hydrogen, C₁₋₆alkyl, C₃₋₁₀cycloalkyl, hydroxyC₁₋₆alkyl, C₁₋₆alkyloxyC₁₋₆alkyl, di(C₁₋₆alkyl)aminoC₁₋₆alkyl or aryl;

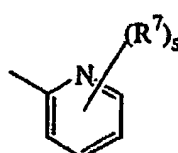
— is a radical selected from



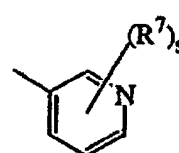
(a-1)



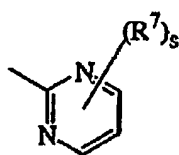
(a-2)



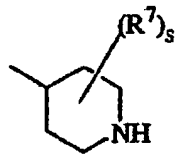
(a-3)



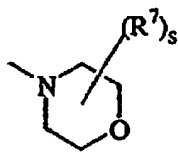
(a-4)



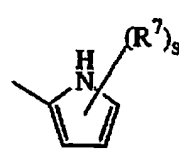
(a-5)



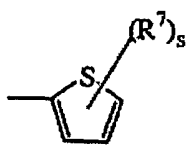
(a-6)



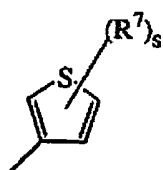
(a-7)



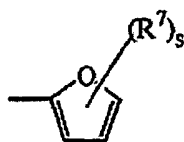
(a-8)



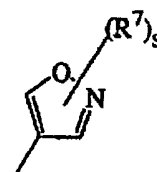
(a-9)



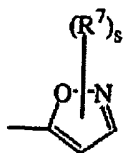
(a-10)



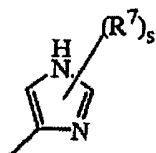
(a-11)



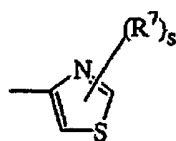
(a-12)



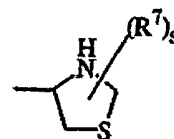
(a-13)



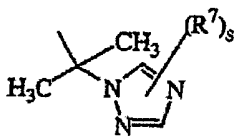
(a-14)



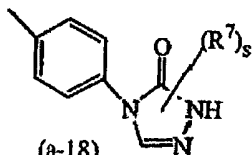
(a-15)



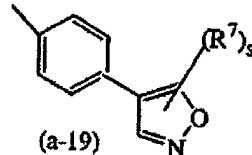
(a-16)



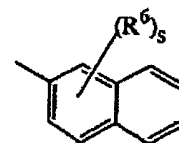
(a-17)



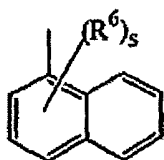
(a-18)



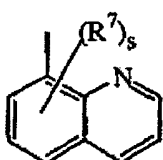
(a-19)



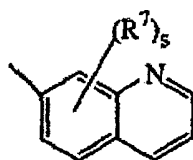
(a-20)



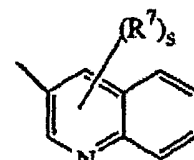
(a-21)



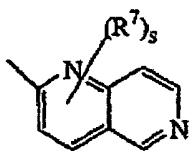
(a-22)



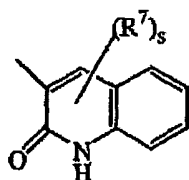
(a-23)



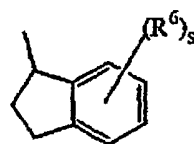
(a-24)



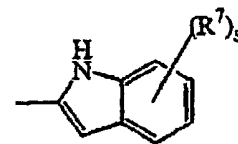
(a-25)



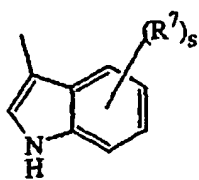
(a-26)



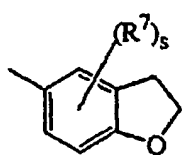
(a-27)



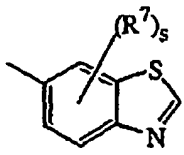
(a-28)



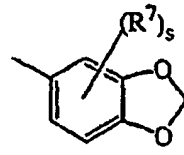
(a-29)



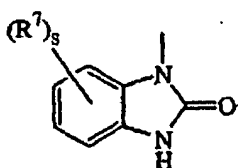
(a-30)



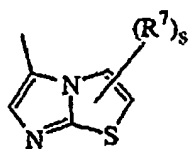
(a-31)



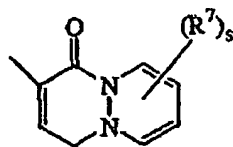
(a-32)



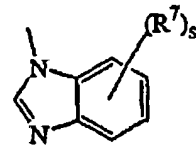
(a-33)



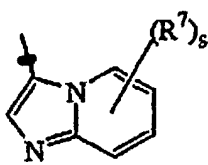
(a-34)



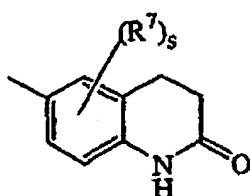
(a-35)



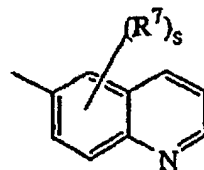
(a-36)



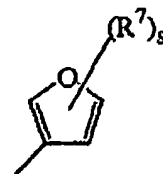
(a-37)



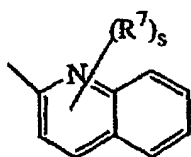
(a-38)



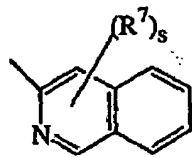
(a-39)



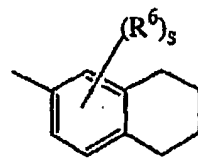
(a-40)



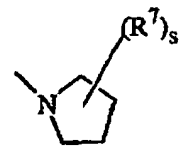
(a-41)



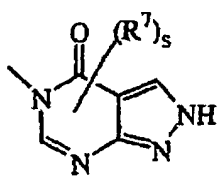
(a-42)



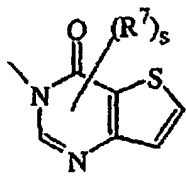
(a-43)



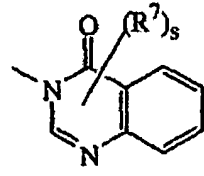
(a-44)



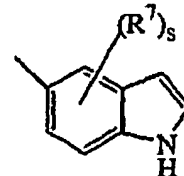
(a-45)



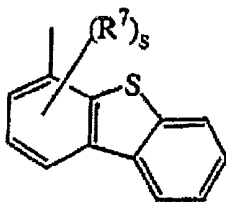
(a-46)



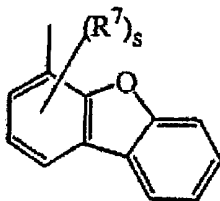
(a-47)



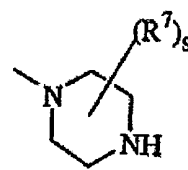
(a-48)



(a-49)



(a-50)



(a-51)

wherein each s is independently 0, 1, 2, 3, 4 or 5;
 each R^6 and R^7 are independently selected from hydrogen; halo; hydroxy; amino; nitro;
 trihaloC₁₋₆alkyl; trihaloC₁₋₆alkyloxy; C₁₋₆alkyl; C₁₋₆alkyl substituted with aryl and
 C₃₋₁₀cycloalkyl; C₁₋₆alkyloxy; C₁₋₆alkyloxyC₁₋₆alkyloxy; C₁₋₆alkylcarbonyl;
 C₁₋₆alkyloxycarbonyl; C₁₋₆alkylsulfonyl; cyanoC₁₋₆alkyl; hydroxyC₁₋₆alkyl;
 hydroxyC₁₋₆alkyloxy; hydroxyC₁₋₆alkylamino; aminoC₁₋₆alkyloxy;
 di(C₁₋₆alkyl)aminocarbonyl; di(hydroxyC₁₋₆alkyl)amino; (aryl)(C₁₋₆alkyl)amino;
 di(C₁₋₆alkyl)aminoC₁₋₆alkyloxy; di(C₁₋₆alkyl)aminoC₁₋₆alkylamino;
 di(C₁₋₆alkyl)aminoC₁₋₆alkylaminoC₁₋₆alkyl; arylsulfonyl; arylsulfonylamino;
 aryloxy; aryloxyC₁₋₆alkyl; arylC₂₋₆alkenediyl; di(C₁₋₆alkyl)amino;
 di(C₁₋₆alkyl)aminoC₁₋₆alkyl; di(C₁₋₆alkyl)amino(C₁₋₆alkyl)amino;
 di(C₁₋₆alkyl)amino(C₁₋₆alkyl)aminoC₁₋₆alkyl;
 di(C₁₋₆alkyl)aminoC₁₋₆alkyl(C₁₋₆alkyl)amino;
 di(C₁₋₆alkyl)aminoC₁₋₆alkyl(C₁₋₆alkyl)aminoC₁₋₆alkyl;
 aminosulfonylamino(C₁₋₆alkyl)amino;
 aminosulfonylamino(C₁₋₆alkyl)aminoC₁₋₆alkyl;
 di(C₁₋₆alkyl)aminosulfonylamino(C₁₋₆alkyl)amino;
 di(C₁₋₆alkyl)aminosulfonylamino(C₁₋₆alkyl)aminoC₁₋₆alkyl; cyano; thiophenyl;
 thiophenyl substituted with di(C₁₋₆alkyl)aminoC₁₋₆alkyl(C₁₋₆alkyl)aminoC₁₋₆alkyl,
 di(C₁₋₆alkyl)aminoC₁₋₆alkyl, C₁₋₆alkylpiperazinylC₁₋₆alkyl,

hydroxyC₁₋₆alkylpiperazinylC₁₋₆alkyl,
hydroxyC₁₋₆alkyloxyC₁₋₆alkylpiperazinylC₁₋₆alkyl,
di(C₁₋₆alkyl)aminosulfonylpiperazinylC₁₋₆alkyl,
C₁₋₆alkyloxypiperidinyl, C₁₋₆alkyloxypiperidinylC₁₋₆alkyl, morpholinylC₁₋₆alkyl,
hydroxyC₁₋₆alkyl(C₁₋₆alkyl)aminoC₁₋₆alkyl, or di(hydroxyC₁₋₆alkyl)aminoC₁₋₆alkyl;
furanyl; furanyl substituted with hydroxyC₁₋₆alkyl; benzofuranyl; imidazolyl;
oxazolyl; oxazolyl substituted with aryl and C₁₋₆alkyl; C₁₋₆alkyltriazolyl; tetrazolyl;
pyrrolidinyl; pyrrolyl; piperidinylC₁₋₆alkyloxy; morpholinyl; C₁₋₆alkylmorpholinyl;
morpholinylC₁₋₆alkyloxy; morpholinylC₁₋₆alkyl; morpholinylC₁₋₆alkylamino;
morpholinylC₁₋₆alkylaminoC₁₋₆alkyl; piperazinyl; C₁₋₆alkylpiperazinyl;
C₁₋₆alkylpiperazinylC₁₋₆alkyloxy; piperazinylC₁₋₆alkyl;
naphtalenylsulfonylpiperazinyl; naphtalenylsulfonylpiperidinyl; naphtalenylsulfonyl;

C₁₋₆alkylpiperazinylC₁₋₆alkyl; C₁₋₆alkylpiperazinylC₁₋₆alkylamino;
 C₁₋₆alkylpiperazinylC₁₋₆alkylaminoC₁₋₆alkyl; C₁₋₆alkylpiperazinylsulfonyl;
 aminosulfonylpiperazinylC₁₋₆alkyloxy; aminosulfonylpiperazinyl;
 aminosulfonylpiperazinylC₁₋₆alkyl; di(C₁₋₆alkyl)aminosulfonylpiperazinyl;
 di(C₁₋₆alkyl)aminosulfonylpiperazinylC₁₋₆alkyl; hydroxyC₁₋₆alkylpiperazinyl;
 hydroxyC₁₋₆alkylpiperazinylC₁₋₆alkyl; C₁₋₆alkyloxy piperidinyl;
 C₁₋₆alkyloxy piperidinylC₁₋₆alkyl; piperidinylaminoC₁₋₆alkylamino;
 piperidinylaminoC₁₋₆alkylaminoC₁₋₆alkyl;
 (C₁₋₆alkylpiperidinyl)(hydroxyC₁₋₆alkyl)aminoC₁₋₆alkylamino;
 (C₁₋₆alkylpiperidinyl)(hydroxyC₁₋₆alkyl)aminoC₁₋₆alkylaminoC₁₋₆alkyl;
 hydroxyC₁₋₆alkyloxyC₁₋₆alkylpiperazinyl;
 hydroxyC₁₋₆alkyloxyC₁₋₆alkylpiperazinylC₁₋₆alkyl;
 (hydroxyC₁₋₆alkyl)(C₁₋₆alkyl)amino; (hydroxyC₁₋₆alkyl)(C₁₋₆alkyl)aminoC₁₋₆alkyl;
 hydroxyC₁₋₆alkylaminoC₁₋₆alkyl; di(hydroxyC₁₋₆alkyl)aminoC₁₋₆alkyl;
 pyrrolidinylC₁₋₆alkyl; pyrrolidinylC₁₋₆alkyloxy; pyrazolyl; thiopyrazolyl; pyrazolyl
 substituted with two substituents selected from C₁₋₆alkyl or trihaloC₁₋₆alkyl;
 pyridinyl; pyridinyl substituted with C₁₋₆alkyloxy, aryloxy or aryl; pyrimidinyl;
 tetrahydropyrimidinylpiperazinyl; tetrahydropyrimidinylpiperazinylC₁₋₆alkyl;
 quinolinyl; indole; phenyl; phenyl substituted with one, two or three substituents
 independently selected from halo, amino, nitro, C₁₋₆alkyl, C₁₋₆alkyloxy,
 hydroxyC₁₋₄alkyl, trifluoromethyl, trifluoromethyloxy, hydroxyC₁₋₄alkyloxy,
 C₁₋₄alkylsulfonyl, C₁₋₄alkyloxyC₁₋₄alkyloxy, C₁₋₄alkyloxy carbonyl,
 aminoC₁₋₄alkyloxy, di(C₁₋₄alkyl)aminoC₁₋₄alkyloxy, di(C₁₋₄alkyl)amino,
 di(C₁₋₄alkyl)aminocarbonyl, di(C₁₋₄alkyl)aminoC₁₋₄alkyl,
 di(C₁₋₄alkyl)aminoC₁₋₄alkylaminoC₁₋₄alkyl,
 di(C₁₋₄alkyl)amino(C₁₋₄alkyl)amino, di(C₁₋₄alkyl)amino(C₁₋₄alkyl)aminoC₁₋₄alkyl,
 di(C₁₋₄alkyl)aminoC₁₋₄alkyl(C₁₋₄alkyl)amino,
 di(C₁₋₄alkyl)aminoC₁₋₄alkyl(C₁₋₄alkyl)aminoC₁₋₄alkyl,
 aminosulfonylamino(C₁₋₄alkyl)amino,
 aminosulfonylamino(C₁₋₄alkyl)aminoC₁₋₄alkyl,

di(C₁₋₄alkyl)aminosulfonylamino(C₁₋₄alkyl)amino,
 di(C₁₋₄alkyl)aminosulfonylamino(C₁₋₄alkyl)aminoC₁₋₆alkyl, cyano,
 piperidinylC₁₋₄alkyloxy, pyrrolidinylC₁₋₄alkyloxy, aminosulfonylpiperazinyl,
 aminosulfonylpiperazinylC₁₋₄alkyl, di(C₁₋₄alkyl)aminosulfonylpiperazinyl,
 di(C₁₋₄alkyl)aminosulfonylpiperazinylC₁₋₄alkyl, hydroxyC₁₋₄alkylpiperazinyl,
 hydroxyC₁₋₄alkylpiperazinylC₁₋₄alkyl, C₁₋₄alkyloxypiperidinyl,
 C₁₋₄alkyloxypiperidinylC₁₋₄alkyl, hydroxyC₁₋₄alkyloxyC₁₋₄alkylpiperazinyl,
 hydroxyC₁₋₄alkyloxyC₁₋₄alkylpiperazinylC₁₋₄alkyl,

(hydroxyC₁₋₄alkyl)(C₁₋₄alkyl)amino, (hydroxyC₁₋₄alkyl)(C₁₋₄alkyl)aminoC₁₋₄alkyl,
 di(hydroxyC₁₋₄alkyl)amino, di(hydroxyC₁₋₄alkyl)aminoC₁₋₄alkyl, furanyl, furanyl
 substituted with -CH=CH-CH=CH-, pyrrolidinylC₁₋₄alkyl, pyrrolidinylC₁₋₄alkyloxy,
 morpholinyl, morpholinylC₁₋₄alkyloxy, morpholinylC₁₋₄alkyl,
 morpholinylC₁₋₄alkylamino, morpholinylC₁₋₄alkylaminoC₁₋₄alkyl, piperazinyl,
 C₁₋₄alkylpiperazinyl, C₁₋₄alkylpiperazinylC₁₋₄alkyloxy, piperazinylC₁₋₄alkyl,
 C₁₋₄alkylpiperazinylC₁₋₄alkyl, C₁₋₄alkylpiperazinylC₁₋₄alkylamino,
 C₁₋₄alkylpiperazinylC₁₋₄alkylaminoC₁₋₆alkyl, tetrahydropyrimidinylpiperazinyl,
 tetrahydropyrimidinylpiperazinylC₁₋₄alkyl, piperidinylaminoC₁₋₄alkylamino,
 piperidinylaminoC₁₋₄alkylaminoC₁₋₄alkyl,
 (C₁₋₄alkylpiperidinyl)(hydroxyC₁₋₄alkyl)aminoC₁₋₄alkylamino,
 (C₁₋₄alkylpiperidinyl)(hydroxyC₁₋₄alkyl)aminoC₁₋₄alkylaminoC₁₋₄alkyl,
 pyridinylC₁₋₄alkyloxy, hydroxyC₁₋₄alkylamino, hydroxyC₁₋₄alkylaminoC₁₋₄alkyl,
 di(C₁₋₄alkyl)aminoC₁₋₄alkylamino, aminothiadiazolyl,
 aminosulfonylpiperazinylC₁₋₄alkyloxy, or thiophenylC₁₋₄alkylamino;

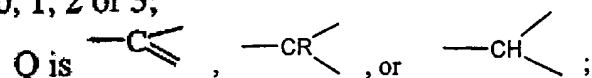
each R⁶ and R⁷ can be placed on the nitrogen in replacement of the hydrogen;

aryl in the above is phenyl, or phenyl substituted with one or more substituents each
 independently selected from halo, C₁₋₆alkyl, C₁₋₆alkyloxy, trifluoromethyl, cyano or
 hydroxycarbonyl.

202. The compound of claim 201 wherein each of R², R³, R⁴ and R⁵ corresponds to R¹², R¹³,
 R¹⁴, and R¹⁵, respectively, in claim 201 wherein:

n is 0, 1 or 2;

t is 0, 1, 2 or 3;



R² is hydrogen, C₁₋₆alkyl or naphthalenylsulfonylpyrazinyl;

each R³ independently represents a hydrogen atom;

R⁴ is hydrogen, hydroxy, hydroxyC₁₋₆alkyl or C₁₋₆alkyloxy;

R⁵ is hydrogen, C₁₋₆alkyl, hydroxyC₁₋₆alkyl or C₁₋₆alkyloxyC₁₋₆alkyl;

— A is a radical selected from (a-1), (a-7) or (a-20);

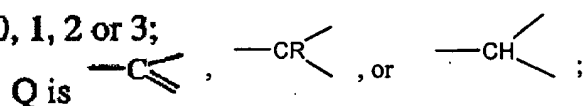
each s is independently 0 or 1;

each R⁶ is independently selected from hydrogen; thiophenyl; furanyl; benzofuranyl; phenyl; or phenyl substituted with one substituents independently selected from C₁₋₆alkyl, C₁₋₆alkyloxy, hydroxyC₁₋₄alkyl, C₁₋₄alkylsulfonyl or di(C₁₋₄alkyl)amino; each R⁷ is independently selected from hydrogen.

203. The compound of claim 201 wherein each of R², R³, R⁴ and R⁵ corresponds to R¹², R¹³, R¹⁴, and R¹⁵, respectively, claim 201 wherein:

n is 1 or 2;

t is 0, 1, 2 or 3;



R² is hydrogen or C₁₋₆alkyl;

each R³ independently represents a hydrogen atom;

R⁴ is hydrogen;

R⁵ is hydrogen or C₁₋₆alkyloxyC₁₋₆alkyl;

— A is a radical selected from (a-1) or (a-20);

each s is independently 0 or 1;

each R⁶ is independently selected from hydrogen; thiophenyl; furanyl; benzofuranyl; phenyl; or phenyl substituted with one substituents independently selected from C₁₋₆alkyl, C₁₋₆alkyloxy, hydroxyC₁₋₄alkyl or di(C₁₋₄alkyl)amino.

204. The compound of claim 201 wherein R¹² is H.

205. The compound of claim 201 wherein each of R^2 , R^3 , R^4 and R^5 corresponds to R^{12} , R^{13} , R^{14} , and R^{15} , respectively, in claim 201 wherein:

t is 0;

R^2 is hydrogen, halo, hydroxy, amino, nitro, C_{1-6} alkyl, C_{1-6} alkyloxy, trifluoromethyl or di(C_{1-6} alkyl)amino;

R^4 is hydrogen, hydroxy, amino, hydroxy C_{1-6} alkyl, C_{1-6} alkyl, C_{1-6} alkyloxy, aryl C_{1-6} alkyl, aminocarbonyl, amino C_{1-6} alkyl, C_{1-6} alkylamino C_{1-6} alkyl or di(C_{1-6} alkyl)amino C_{1-6} alkyl;

R^5 is hydrogen

—**(A)** is a radical selected from (a-1), (a-3), (a-4), (a-5), (a-6), (a-7), (a-8), (a-9), (a-10), (a-11), (a-12), (a-13), (a-14), (a-15), (a-16), (a-17), (a-18), (a-19), (a-20), (a-21), (a-22), (a-23), (a-24), (a-25), (a-26), (a-28), (a-29), (a-30), (a-31), (a-32), (a-33), (a-34), (a-35), (a-36), (a-37), (a-38), (a-39), (a-40), (a-41), (a-42), (a-44), (a-45), (a-46), (a-47), (a-48) or (a-51);

each s is independently 0, 1, 2, 3 or 4;

R^6 is hydrogen; halo; hydroxy; amino; nitro; trihalo C_{1-6} alkyl; trihalo C_{1-6} alkyloxy; C_{1-6} alkyl; C_{1-6} alkyloxy; C_{1-6} alkylcarbonyl; C_{1-6} alkyloxycarbonyl; C_{1-6} alkylsulfonyl; hydroxy C_{1-6} alkyl; aryloxy; di(C_{1-6} alkyl)amino; cyano; thiophenyl; furanyl; furanyl substituted with hydroxy C_{1-6} alkyl; benzofuranyl; imidazolyl; oxazolyl; oxazolyl substituted with aryl and C_{1-6} alkyl; C_{1-6} alkyltriazolyl; tetrazolyl; pyrrolidinyl; pyrrolyl; morpholinyl; C_{1-6} alkylmorpholinyl; piperazinyl; C_{1-6} alkylpiperazinyl; hydroxy C_{1-6} alkylpiperazinyl; C_{1-6} alkyloxypiperidinyl; pyrazoly; pyrazolyl substituted with one or two substituents selected from C_{1-6} alkyl or trihalo C_{1-6} alkyl; pyridinyl; pyridinyl substituted with C_{1-6} alkyloxy, aryloxy or aryl; pyrimidinyl; quinolinyl; indole; phenyl; or phenyl substituted with one or two substituents independently selected from halo, C_{1-6} alkyl, C_{1-6} alkyloxy or trifluoromethyl;

R^7 is hydrogen; halo; hydroxy; amino; nitro; trihalo C_{1-6} alkyl; trihalo C_{1-6} alkyloxy; C_{1-6} alkyl; C_{1-6} alkyloxy; C_{1-6} alkylcarbonyl; C_{1-6} alkyloxycarbonyl;

C₁₋₆alkylsulfonyl; hydroxyC₁₋₆alkyl; aryloxy; di(C₁₋₆alkyl)amino; cyano; pyridinyl; phenyl; or phenyl substituted with one or two substituents independently selected from halo, C₁₋₆alkyl, C₁₋₆alkyloxy or trifluoromethyl.

206. The compound of claim 201 wherein each of R², R³, R⁴ and R⁵ corresponds to R¹², R¹³, R¹⁴, and R¹⁵, respectively, in claim 201 wherein:

R⁵ is hydrogen, C₁₋₆alkyl, C₃₋₁₀cycloalkyl, hydroxyC₁₋₆alkyl, C₁₋₆alkyloxyC₁₋₆alkyl or di(C₁₋₆alkyl)aminoC₁₋₆alkyl;

—**(A)** is a radical selected from (a-1), (a-2), (a-3), (a-4), (a-5), (a-6), (a-7), (a-8) (a-9), (a-10), (a-11), (a-12), (a-13), (a-14), (a-15), (a-16), (a-17), (a-18), (a-19), (a-20), (a-21), (a-22), (a-23), (a-24), (a-25), (a-26), (a-27), (a-28), (a-29), (a-30), (a-31), (a-32), (a-33), (a-34), (a-35), (a-36), (a-37), (a-38), (a-39), (a-40), (a-41), (a-42) (a-43) or (a-44);

l) each R⁶ and R⁷ are independently selected from hydrogen; halo; hydroxy; amino; nitro; trihaloC₁₋₆alkyl; trihaloC₁₋₆alkyloxy; C₁₋₆alkyl; C₁₋₆alkyloxy; C₁₋₆alkyloxyC₁₋₆alkyloxy; C₁₋₆alkylcarbonyl; C₁₋₆alkylsulfonyl; cyanoC₁₋₆alkyl; hydroxyC₁₋₆alkyl; hydroxyC₁₋₆alkyloxy; hydroxyC₁₋₆alkylamino; aminoC₁₋₆alkyloxy; di(C₁₋₆alkyl)aminocarbonyl; di(hydroxyC₁₋₆alkyl)amino; arylC₁₋₆alkyl)amino; di(C₁₋₆alkyl)aminoC₁₋₆alkyloxy; di(C₁₋₆alkyl)aminoC₁₋₆alkylamino; arylsulfonyl; arylsulfonylamino; aryloxy; arylC₂₋₆alkenediyl; di(C₁₋₆alkyl)amino; di(C₁₋₆alkyl)aminoC₁₋₆alkyl; di(C₁₋₆alkyl)aminoC₁₋₆alkyl(C₁₋₆alkyl)aminoC₁₋₆alkyl; cyano; thiophenyl; thiophenyl substituted with di(C₁₋₆alkyl)aminoC₁₋₆alkyl(C₁₋₆alkyl)aminoC₁₋₆alkyl, di(C₁₋₆alkyl)aminoC₁₋₆alkyl, C₁₋₆alkylpiperazinylC₁₋₆alkyl or di(hydroxyC₁₋₆alkyl)aminoC₁₋₆alkyl; furanyl;

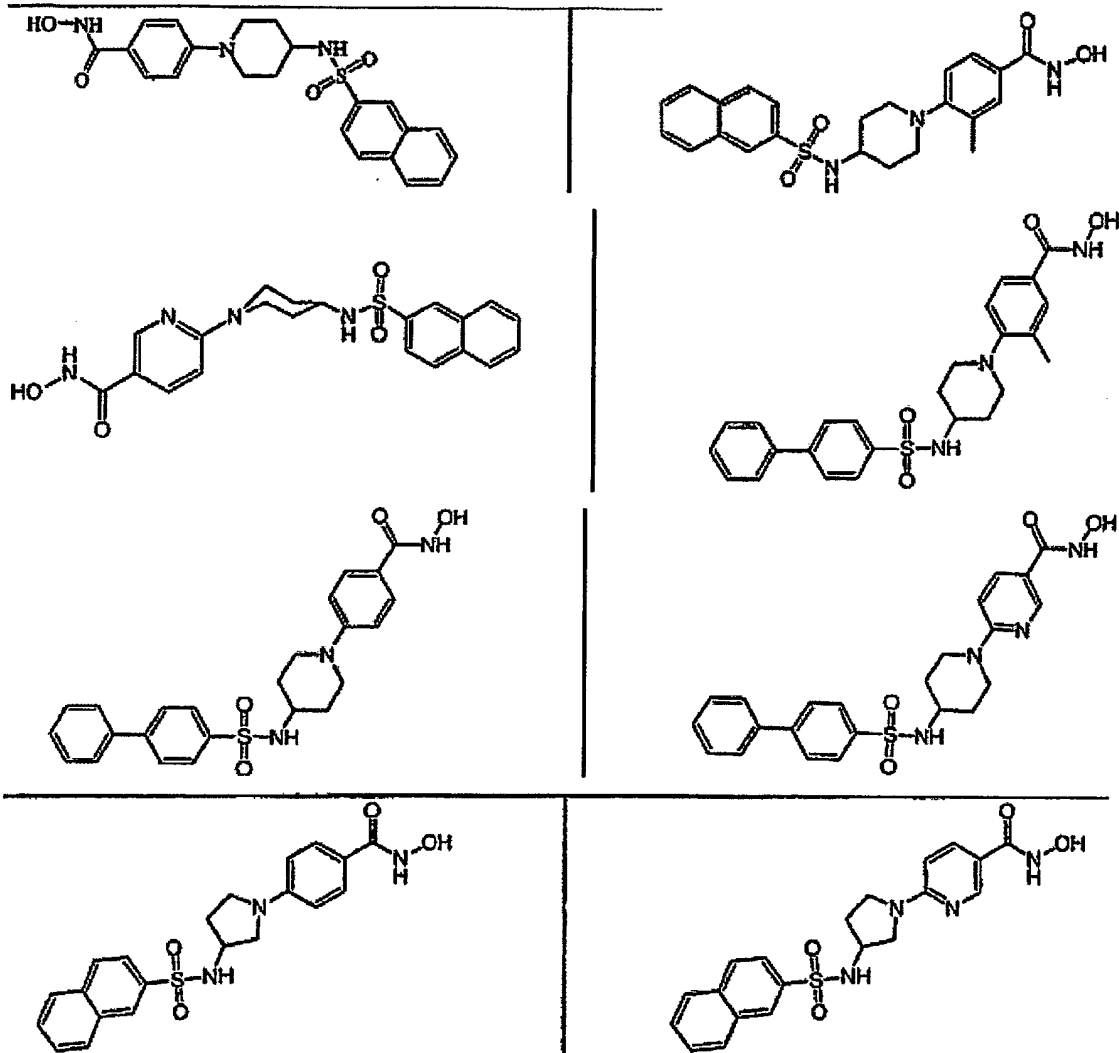
imidazolyl; C₁₋₆alkyltriazolyl; tetrazolyl; pyrrolidinyl; piperidinylC₁₋₆alkyloxy;
 morpholinyl; C₁₋₆alkylmorpholinyl; morpholinylC₁₋₆alkyloxy;
 morpholinylC₁₋₆alkyl; C₁₋₆alkylpiperazinyl; C₁₋₆alkylpiperazinylC₁₋₆alkyloxy;
 C₁₋₆alkylpiperazinylC₁₋₆alkyl; C₁₋₆alkylpiperazinylsulfonyl;
 aminosulfonylpiperazinylC₁₋₆alkyloxy; aminosulfonylpiperazinyl;
 aminosulfonylpiperazinylC₁₋₆alkyl; di(C₁₋₆alkyl)aminosulfonylpiperazinyl;
 di(C₁₋₆alkyl)aminosulfonylpiperazinylC₁₋₆alkyl; hydroxyC₁₋₆alkylpiperazinyl;
 hydroxyC₁₋₆alkylpiperazinylC₁₋₆alkyl; C₁₋₆alkyloxy piperidinyl;
 C₁₋₆alkyloxy piperidinylC₁₋₆alkyl; hydroxyC₁₋₆alkyloxyC₁₋₆alkylpiperazinyl;
 hydroxyC₁₋₆alkyloxyC₁₋₆alkylpiperazinylC₁₋₆alkyl;

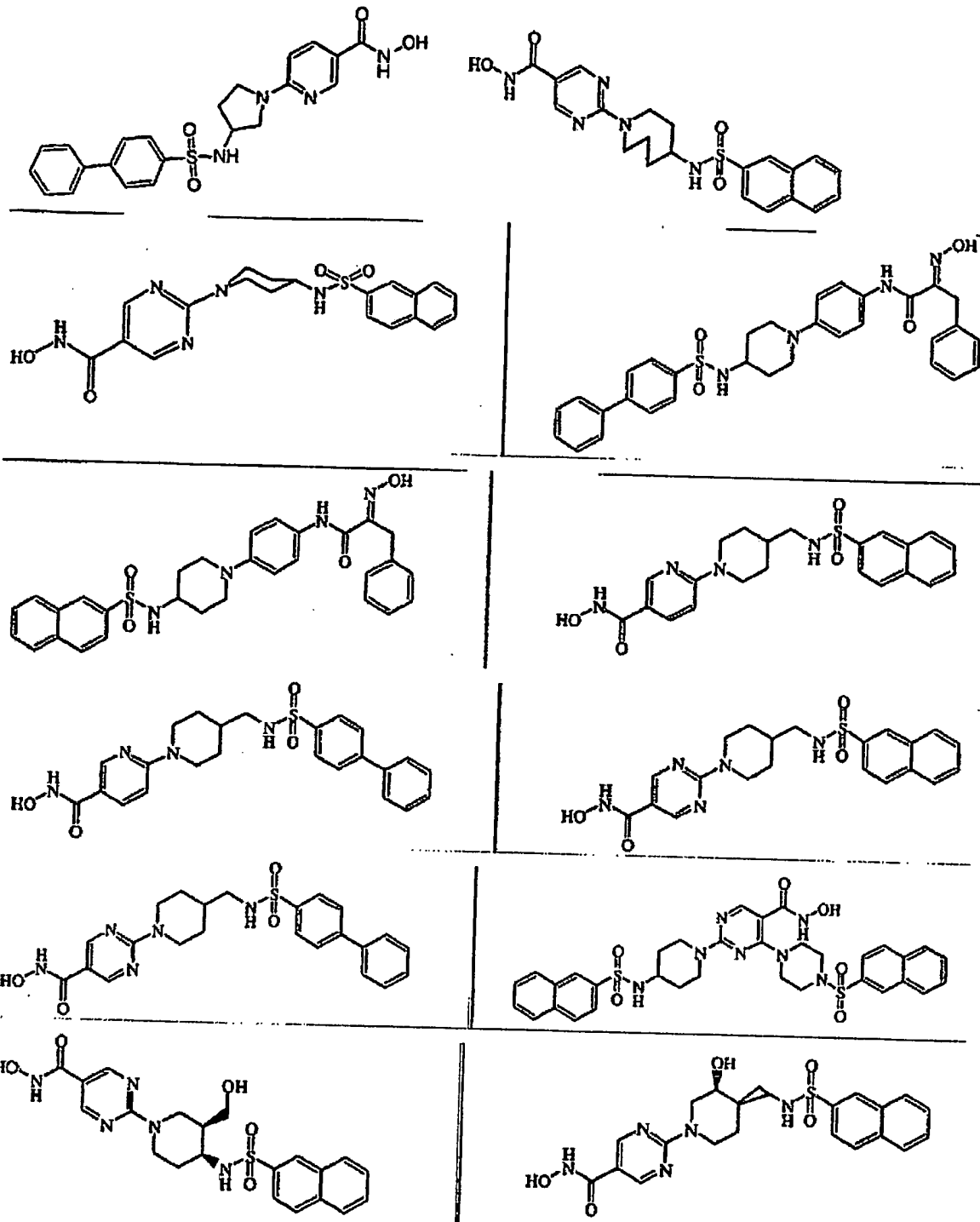
(hydroxyC₁₋₆alkyl)(C₁₋₆alkyl)amino; (hydroxyC₁₋₆alkyl)(C₁₋₆alkyl)aminoC₁₋₆alkyl;
 pyrrolidinylC₁₋₆alkyloxy; pyrazolyl; thiopyrazolyl; pyrazolyl substituted with two
 substituents selected from C₁₋₆alkyl or trihaloC₁₋₆alkyl; pyridinyl; pyridinyl
 substituted with C₁₋₆alkyloxy or aryl; pyrimidinyl; quinolinyl; indole; phenyl; phenyl
 substituted with one, two or three substituents independently selected from halo,
 amino, C₁₋₆alkyl, C₁₋₆alkyloxy, hydroxyC₁₋₄alkyl, trifluoromethyl,
 trifluoromethoxy, hydroxyC₁₋₄alkyloxy, C₁₋₄alkyloxyC₁₋₄alkyloxy,
 aminoC₁₋₄alkyloxy, di(C₁₋₄alkyl)aminoC₁₋₄alkyloxy, di(C₁₋₄alkyl)amino,
 di(C₁₋₄alkyl)aminoC₁₋₄alkyl, di(C₁₋₄alkyl)aminoC₁₋₄alkyl(C₁₋₄alkyl)aminoC₁₋₄alkyl,
 piperidinylC₁₋₄alkyloxy, pyrrolidinylC₁₋₄alkyloxy, aminosulfonylpiperazinyl,
 aminosulfonylpiperazinylC₁₋₄alkyl, di(C₁₋₄alkyl)aminosulfonylpiperazinyl,
 di(C₁₋₄alkyl)aminosulfonylpiperazinylC₁₋₄alkyl, hydroxyC₁₋₄alkylpiperazinyl,
 hydroxyC₁₋₄alkylpiperazinylC₁₋₄alkyl, C₁₋₄alkyloxy piperidinyl,
 C₁₋₄alkyloxy piperidinylC₁₋₄alkyl, hydroxyC₁₋₄alkyloxyC₁₋₄alkylpiperazinyl,

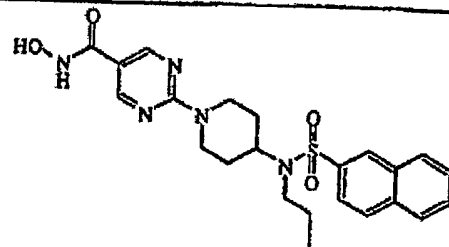
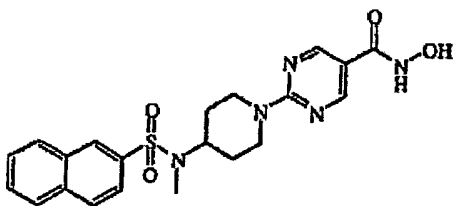
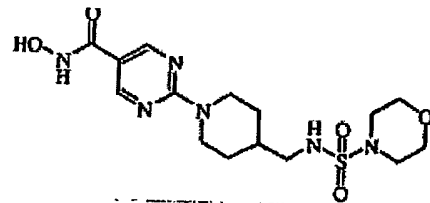
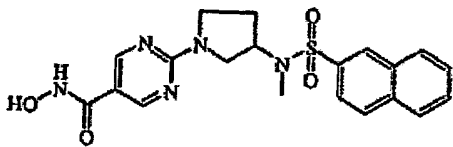
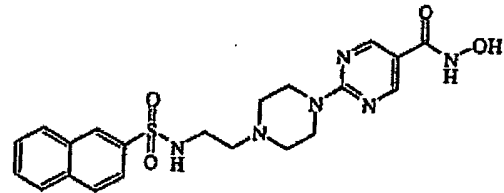
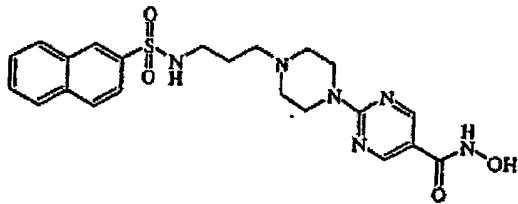
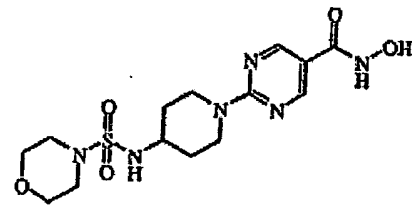
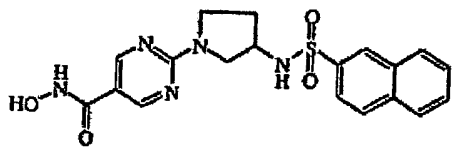
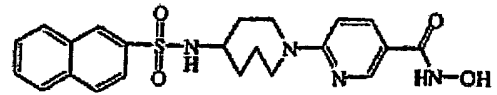
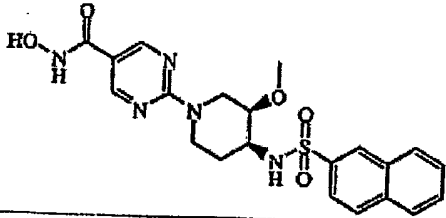
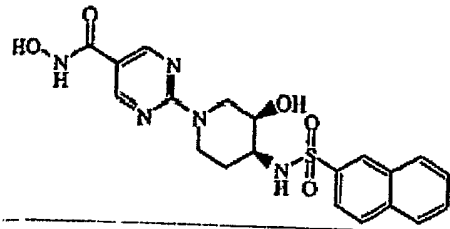
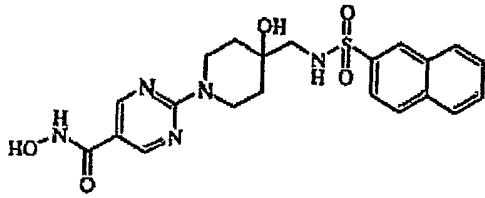
hydroxyC₁₋₄alkyloxyC₁₋₄alkylpiperazinylC₁₋₄alkyl,
 (hydroxyC₁₋₄alkyl)(C₁₋₄alkyl)amino, (hydroxyC₁₋₄alkyl)(C₁₋₄alkyl)aminoC₁₋₄alkyl,
 pyrrolidinylC₁₋₄alkyloxy, morpholinylC₁₋₄alkyloxy, morpholinylC₁₋₄alkyl,
 C₁₋₄alkylpiperazinyl, C₁₋₄alkylpiperazinylC₁₋₄alkyloxy,

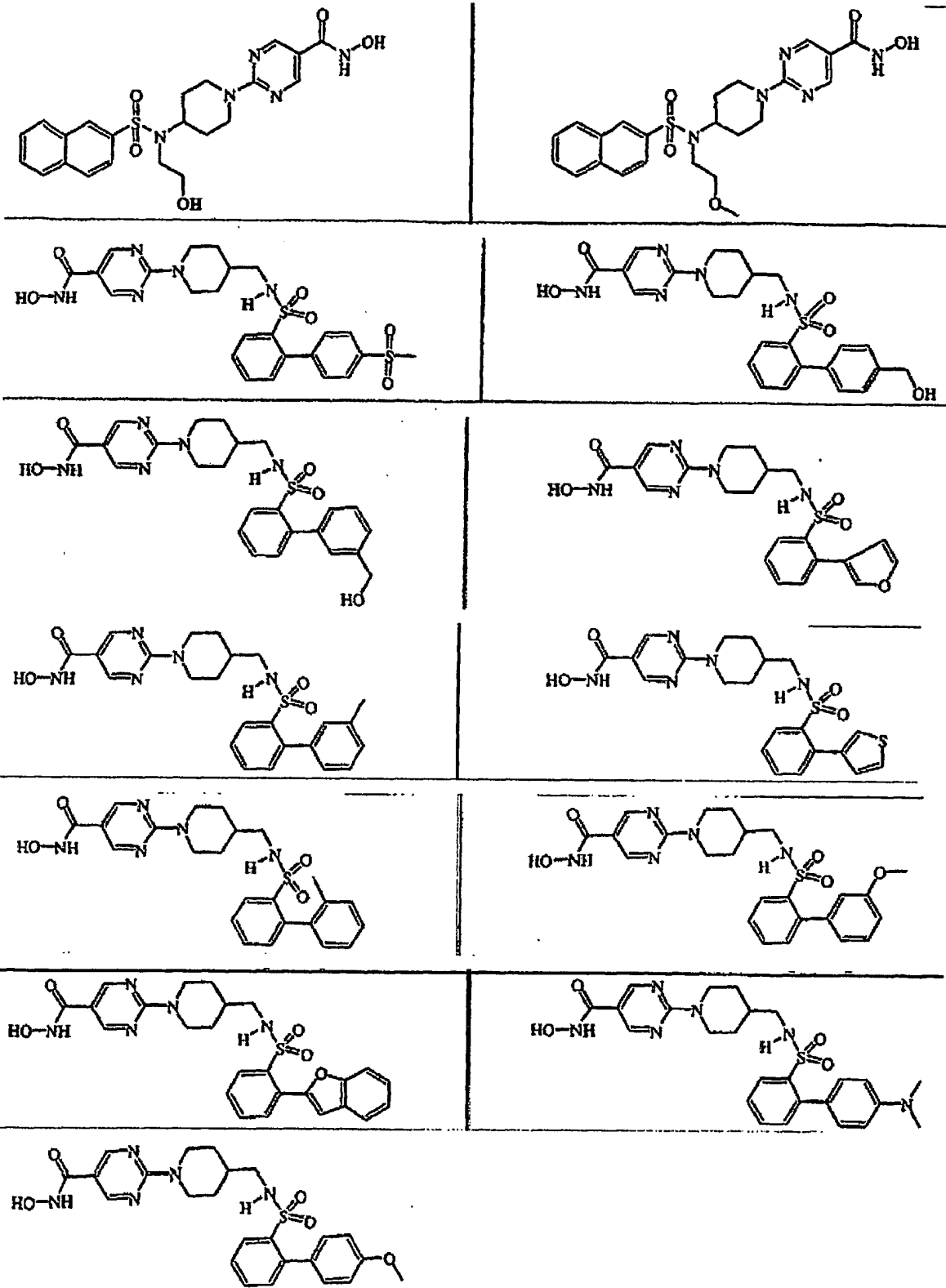
C₁₋₄alkylpiperazinylC₁₋₄alkyl,
 hydroxyC₁₋₄alkylamino, di(hydroxyC₁₋₄alkyl)amino,
 di(C₁₋₄alkyl)aminoC₁₋₄alkylamino, aminothiadiazolyl,
 aminosulfonylpiperazinylC₁₋₄alkoxy, or thiophenylC₁₋₄alkylamino.

207. The compound of claim 201 that is selected from one of

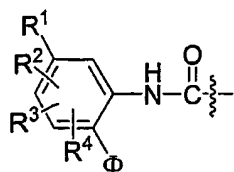








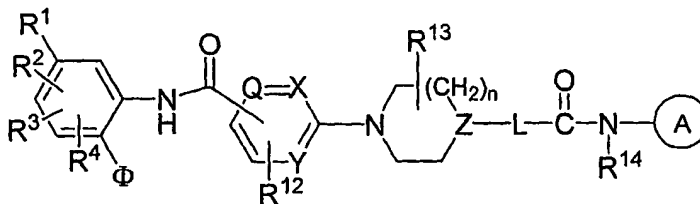
wherein the terminal hydroxamic acid moiety (-C(O)-NH-OH) is replaced with



wherein Φ , R^1 , R^2 , R^3 , and R^4 are as defined in accordance with claim 1.

208. A compound according to claim 201 for use in inhibiting histone deacetylase.
209. A compound according to claim 201 for use in treatment of a disease selected from the group consisting of a cell proliferative disease, a protozoal disease and a fungal disease.
210. The compound of claim 209, wherein said treatment is effected by inhibiting histone deacetylase.
211. The compound of claim 209, wherein said cell proliferative disease is a neoplastic cell proliferative disease.
212. The compound of claim 209, wherein said cell proliferative disease is cancer.
213. The compound of claim 212, wherein said cancer is a solid tumor cancer.
214. The compound of claim 212, wherein said cancer is selected from the group consisting of a lymphoma, lung cancer, colon cancer, prostate cancer, stomach cancer, breast cancer and leukemia.
215. A pharmaceutical composition comprising a compound according to claim 201 and a pharmaceutically acceptable carrier.
216. The pharmaceutical composition of claim 215 further comprising a nucleic acid level inhibitor of histone deacetylase.
217. The pharmaceutical composition of claim 216, wherein said nucleic acid level inhibitor is an antisense oligonucleotide complementary to a nucleic acid that encodes for a histone deacetylase.
218. The pharmaceutical composition of claim 217, wherein said antisense oligonucleotide is selected from the group consisting of SEQ ID No:1, SEQ ID No:2, SEQ ID No:3, SEQ ID No:4, SEQ ID No:5, SEQ ID No:6, SEQ ID No:7, SEQ ID No:8, SEQ ID No:9, SEQ ID No:10, SEQ ID No:11, SEQ ID No:12, SEQ ID No:13, SEQ ID No:14, SEQ ID No:15, SEQ ID No:16, and SEQ ID No:17.
219. A method of inhibiting histone deacetylase, the method comprising contacting said histone deacetylase with an inhibiting effective amount of a compound according to claim 201.

220. A method of treating an individual having a disease selected from the group consisting of a cell proliferative disease, a protozoal disease and a fungal disease, said method comprising administering to said individual a treatment effective amount of the pharmaceutical composition of claim 215.
221. A method of treating an individual having a disease selected from the group consisting of a cell proliferative disease, a protozoal disease and a fungal disease, said method comprising administering to said individual a treatment effective amount of the pharmaceutical composition of claim 216.
222. The method of claim 220, wherein said cell proliferative disease is a neoplastic cell proliferative disease.
223. The method of claim 220, wherein said cell proliferative disease is cancer.
224. The method of claim 223, wherein said cancer is a solid tumor cancer.
225. The method of claim 224, wherein said cancer is selected from the group consisting of a lymphoma, lung cancer, colon cancer, prostate cancer, stomach cancer, breast cancer and leukemia.
226. The method of claim 221, wherein said cell proliferative disease is a neoplastic cell proliferative disease.
227. The method of claim 221, wherein said cell proliferative disease is cancer.
228. The method of claim 227, wherein said cancer is a solid tumor cancer.
229. The method of claim 228, wherein said cancer is selected from the group consisting of a lymphoma, lung cancer, colon cancer, prostate cancer, stomach cancer, breast cancer and leukemia.
230. The compound of claim 201 wherein R^2 , R^3 , and R^4 are all H.
231. A compound of the formula:




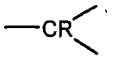
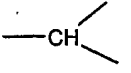
or a pharmaceutically acceptable salt thereof, wherein


Φ is $-\text{NH}_2$ or $-\text{OH}$;

R¹ is H or as defined in claim 1;


R², R³, and R⁴ are as defined in claim 1;

n is 0, 1, 2 or 3 and when n is 0 then a direct bond is intended;

Q is nitrogen or  ,  , or  ;

X is nitrogen or  ;

Y is nitrogen or  ;


Z is nitrogen or  ;

R is selected from the group consisting of hydrogen, halogen, -NH₂, nitro, hydroxy, aryl, heterocyclyl, C₃-C₈-cycloalkyl, heteroaryl, C₁-C₇-alkyl, haloalkyl, C₁-C₇-alkenyl, C₁-C₇-alkynyl, C₁-C₇-acyl, C₁-C₇-alkyl-aryloxy, C₁-C₇-alkyl-arylsulfanyl, C₁-C₇-alkyl-arylsulfinyl, C₁-C₇-alkyl-arylsulfonyl, C₁-C₇-alkyl-arylaminosulfonyl, C₁-C₇-alkyl-arylamino, C₁-C₇-alkynyl-C(O)-amine, C₁-C₇-alkenyl-C(O)-amine, C₁-C₇-alkynyl-R⁹, C₁-C₇-alkenyl-R⁹ wherein R⁹ is hydrogen, hydroxy, amino, C₁-C₇-alkyl or C₁-C₇-alkoxy;

R¹² is hydrogen, halo, hydroxy, amino, nitro, C₁₋₆alkyl, C₁₋₆alkyloxy, trifluoromethyl, di(C₁₋₆alkyl)amino, hydroxyamino or naphthalenylsulfonylpyrazinyl;

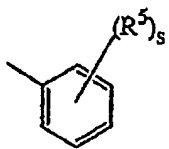
R¹³ is hydrogen, hydroxy, amino, hydroxyC₁₋₆alkyl, C₁₋₆alkyl, C₁₋₆alkyloxy, arylC₁₋₆alkyl, aminocarbonyl, hydroxycarbonyl, aminoC₁₋₆alkyl, aminocarbonylC₁₋₆alkyl, hydroxycarbonylC₁₋₆alkyl, hydroxyaminocarbonyl, C₁₋₆alkyloxycarbonyl, C₁₋₆alkylaminoC₁₋₆alkyl or di(C₁₋₆alkyl)aminoC₁₋₆alkyl;

when Z is equal to nitrogen, then -L- is a direct bond;

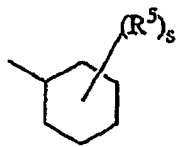
when Z is equal to  , then -L- is -NH- or the bivalent radical -C₁₋₆alkanediylNH-;

R¹⁴ is hydrogen, C₁₋₆alkyl, C₃₋₁₀cycloalkyl, hydroxyC₁₋₆alkyl, C₁₋₆alkyloxyC₁₋₆alkyl, di(C₁₋₆alkyl)aminoC₁₋₆alkyl or aryl;

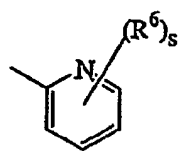
 is a radical selected from



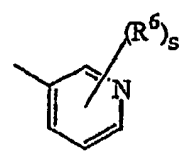
(a-1)



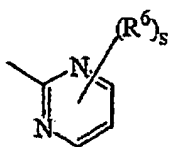
(a-2)



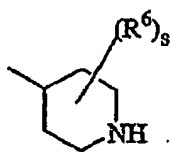
(a-3)



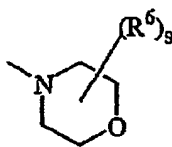
(a-4)



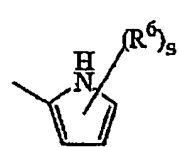
(a-5)



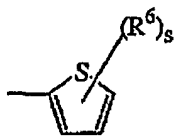
(a-6)



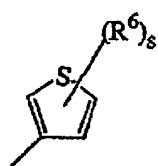
(a-7)



(a-8)



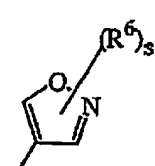
(a-9)



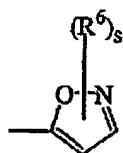
(a-10)



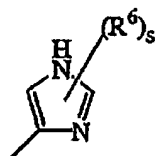
(a-11)



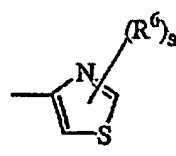
(a-12)



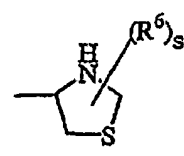
(a-13)



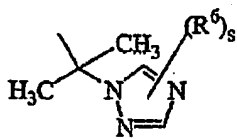
(a-14)



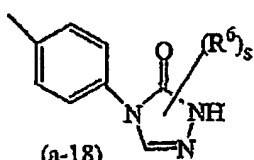
(a-15)



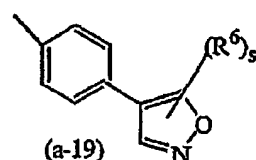
(a-16)



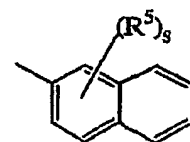
(a-17)



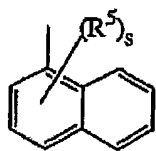
(a-18)



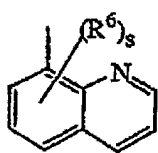
(a-19)



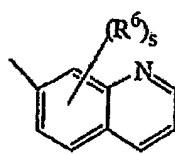
(a-20)



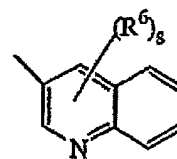
(a-21)



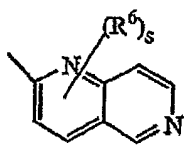
(a-22)



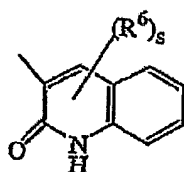
(a-23)



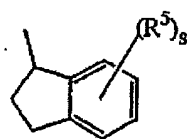
(a-24)



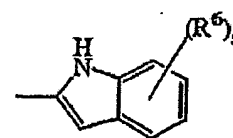
(a-25)



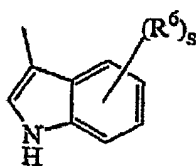
(a-26)



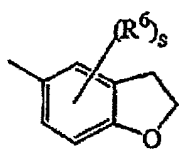
(a-27)



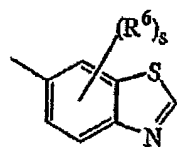
(a-28)



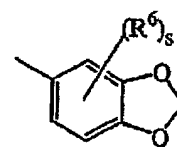
(a-29)



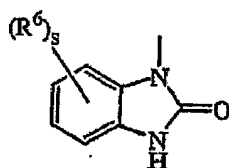
(a-30)



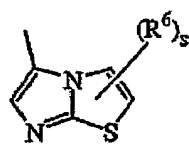
(a-31)



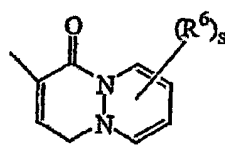
(a-32)



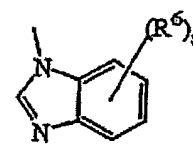
(a-33)



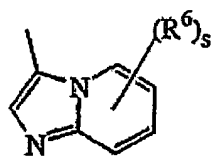
(a-34)



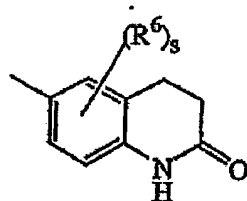
(a-35)



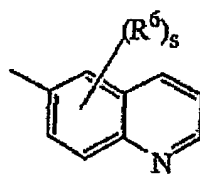
(a-36)



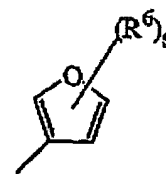
(a-37)



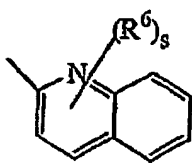
(a-38)



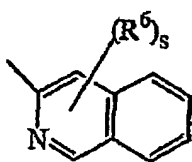
(a-39)



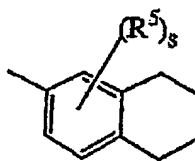
(a-40)



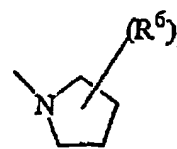
(a-41)



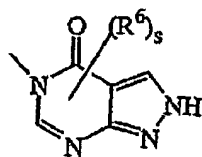
(a-42)



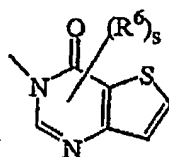
(a-43)



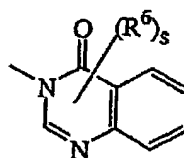
(a-44)



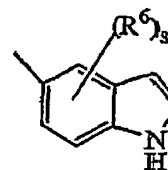
(a-45)



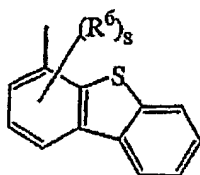
(a-46)



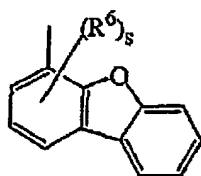
(a-47)



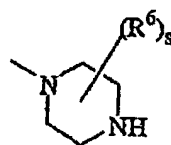
(a-48)



(a-49)



(a-50)



(a-51)

wherein each s is independently 0, 1, 2, 3, 4 or 5;

each R⁵ and R⁶ are independently selected from hydrogen; halo; hydroxy; amino; nitro; trihaloC₁₋₆alkyl; trihaloC₁₋₆alkyloxy; C₁₋₆alkyl; C₁₋₆alkyl substituted with aryl and C₃₋₁₀cycloalkyl; C₁₋₆alkyloxy; C₁₋₆alkyloxyC₁₋₆alkyloxy; C₁₋₆alkylcarbonyl; C₁₋₆alkyloxycarbonyl; C₁₋₆alkylsulfonyl; cyanoC₁₋₆alkyl; hydroxyC₁₋₆alkyl; hydroxyC₁₋₆alkyloxy; hydroxyC₁₋₆alkylamino; aminoC₁₋₆alkyloxy; di(C₁₋₆alkyl)aminocarbonyl; di(hydroxyC₁₋₆alkyl)amino; (aryl)(C₁₋₆alkyl)amino; di(C₁₋₆alkyl)aminoC₁₋₆alkyloxy; di(C₁₋₆alkyl)aminoC₁₋₆alkylamino; di(C₁₋₆alkyl)aminoC₁₋₆alkylaminoC₁₋₆alkyl; arylsulfonyl; arylsulfonylamino; aryloxy; aryloxyC₁₋₆alkyl; arylC₂₋₆alkenediyl; di(C₁₋₆alkyl)amino; di(C₁₋₆alkyl)aminoC₁₋₆alkyl; di(C₁₋₆alkyl)amino(C₁₋₆alkyl)amino; di(C₁₋₆alkyl)amino(C₁₋₆alkyl)aminoC₁₋₆alkyl; di(C₁₋₆alkyl)aminoC₁₋₆alkyl(C₁₋₆alkyl)amino; di(C₁₋₆alkyl)aminoC₁₋₆alkyl(C₁₋₆alkyl)aminoC₁₋₆alkyl; aminosulfonylamino(C₁₋₆alkyl)amino; aminosulfonylamino(C₁₋₆alkyl)aminoC₁₋₆alkyl;

di(C₁₋₆alkyl)aminosulfonylamino(C₁₋₆alkyl)amino;
 di(C₁₋₆alkyl)aminosulfonylamino(C₁₋₆alkyl)aminoC₁₋₆alkyl; cyano; thiophenyl;
 thiophenyl substituted with di(C₁₋₆alkyl)aminoC₁₋₆alkyl(C₁₋₆alkyl)aminoC₁₋₆alkyl,
 di(C₁₋₆alkyl)aminoC₁₋₆alkyl, C₁₋₆alkylpiperazinylC₁₋₆alkyl,
 hydroxyC₁₋₆alkylpiperazinylC₁₋₆alkyl,
 hydroxyC₁₋₆alkyloxyC₁₋₆alkylpiperazinylC₁₋₆alkyl,
 di(C₁₋₆alkyl)aminosulfonylpiperazinylC₁₋₆alkyl,
 C₁₋₆alkyloxypiperidinyl, C₁₋₆alkyloxypiperidinylC₁₋₆alkyl, morpholinylC₁₋₆alkyl,
 hydroxyC₁₋₆alkyl(C₁₋₆alkyl)aminoC₁₋₆alkyl, or di(hydroxyC₁₋₆alkyl)aminoC₁₋₆alkyl;
 furanyl; furanyl substituted with hydroxyC₁₋₆alkyl; benzofuranyl; imidazolyl;
 oxazolyl; oxazolyl substituted with aryl and C₁₋₆alkyl; C₁₋₆alkyltriazolyl; tetrazolyl;
 pyrrolidinyl; pyrrolyl; piperidinylC₁₋₆alkyloxy; morpholinyl; C₁₋₆alkylmorpholinyl;
 morpholinylC₁₋₆alkyloxy;
 morpholinylC₁₋₆alkyl; morpholinylC₁₋₆alkylamino;
 morpholinylC₁₋₆alkylaminoC₁₋₆alkyl; piperazinyl; C₁₋₆alkylpiperazinyl;

C₁₋₆alkylpiperazinylC₁₋₆alkyloxy; piperazinylC₁₋₆alkyl;
naphtalenylsulfonylpiperazinyl; naphtalenylsulfonylpiperidinyl; naphtalenylsulfonyl
C₁₋₆alkylpiperazinylC₁₋₆alkyl; C₁₋₆alkylpiperazinylC₁₋₆alkylamino;
C₁₋₆alkylpiperazinylC₁₋₆alkylaminoC₁₋₆alkyl; C₁₋₆alkylpiperazinylsulfonyl;
aminosulfonylpiperazinylC₁₋₆alkyloxy; aminosulfonylpiperazinyl;
aminosulfonylpiperazinylC₁₋₆alkyl; di(C₁₋₆alkyl)aminosulfonylpiperazinyl;
di(C₁₋₆alkyl)aminosulfonylpiperazinylC₁₋₆alkyl; hydroxyC₁₋₆alkylpiperazinyl;
hydroxyC₁₋₆alkylpiperazinylC₁₋₆alkyl; C₁₋₆alkyloxypiperidinyl;
C₁₋₆alkyloxypiperidinylC₁₋₆alkyl; piperidinylaminoC₁₋₆alkylamino;
piperidinylaminoC₁₋₆alkylaminoC₁₋₆alkyl;
(C₁₋₆alkylpiperidinyl)(hydroxyC₁₋₆alkyl)aminoC₁₋₆alkylamino;
(C₁₋₆alkylpiperidinyl)(hydroxyC₁₋₆alkyl)aminoC₁₋₆alkylaminoC₁₋₆alkyl;
hydroxyC₁₋₆alkyloxyC₁₋₆alkylpiperazinyl;
hydroxyC₁₋₆alkyloxyC₁₋₆alkylpiperazinylC₁₋₆alkyl;
(hydroxyC₁₋₆alkyl)(C₁₋₆alkyl)amino; (hydroxyC₁₋₆alkyl)(C₁₋₆alkyl)aminoC₁₋₆alkyl;
hydroxyC₁₋₆alkylaminoC₁₋₆alkyl; di(hydroxyC₁₋₆alkyl)aminoC₁₋₆alkyl;
pyrrolidinylC₁₋₆alkyl; pyrrolidinylC₁₋₆alkyloxy; pyrazolyl; thiopyrazolyl; pyrazolyl
substituted with two substituents selected from C₁₋₆alkyl or trihaloC₁₋₆alkyl;
pyridinyl; pyridinyl substituted with C₁₋₆alkyloxy, aryloxy or aryl; pyrimidinyl;
tetrahydropyrimidinylpiperazinyl; tetrahydropyrimidinylpiperazinylC₁₋₆alkyl;
quinolinyl; indolyl; phenyl; phenyl substituted with one, two or three substituents
independently selected from halo, amino, nitro, C₁₋₆alkyl, C₁₋₆alkyloxy,
hydroxyC₁₋₄alkyl, trifluoromethyl, trifluoromethyloxy, hydroxyC₁₋₄alkyloxy,

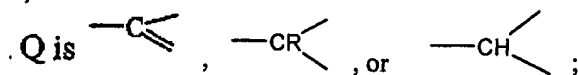
C₁₋₄alkylsulfonyl, C₁₋₄alkyloxyC₁₋₄alkyloxy, C₁₋₄alkyloxycarbonyl,
aminoC₁₋₄alkyloxy, di(C₁₋₄alkyl)aminoC₁₋₄alkyloxy, di(C₁₋₄alkyl)amino,
di(C₁₋₄alkyl)aminocarbonyl, di(C₁₋₄alkyl)aminoC₁₋₄alkyl,
di(C₁₋₄alkyl)aminoC₁₋₄alkylaminoC₁₋₄alkyl,
di(C₁₋₄alkyl)amino(C₁₋₄alkyl)amino, di(C₁₋₄alkyl)amino(C₁₋₄alkyl)aminoC₁₋₄alkyl,
di(C₁₋₄alkyl)aminoC₁₋₄alkyl(C₁₋₄alkyl)amino,
di(C₁₋₄alkyl)aminoC₁₋₄alkyl(C₁₋₄alkyl)aminoC₁₋₄alkyl,
aminosulfonylamino(C₁₋₄alkyl)amino,
aminosulfonylamino(C₁₋₄alkyl)aminoC₁₋₄alkyl,
di(C₁₋₄alkyl)aminosulfonylamino(C₁₋₄alkyl)amino,
di(C₁₋₄alkyl)aminosulfonylamino(C₁₋₄alkyl)aminoC₁₋₆alkyl, cyano,
piperidinylC₁₋₄alkyloxy, pyrrolidinylC₁₋₄alkyloxy, aminosulfonylpiperazinyl,
aminosulfonylpiperazinylC₁₋₄alkyl, di(C₁₋₄alkyl)aminosulfonylpiperazinyl,
di(C₁₋₄alkyl)aminosulfonylpiperazinylC₁₋₄alkyl, hydroxyC₁₋₄alkylpiperazinyl,
hydroxyC₁₋₄alkylpiperazinylC₁₋₄alkyl, C₁₋₄alkyloxypiperidinyl,

C₁₋₄alkyloxypiperidinylC₁₋₄alkyl, hydroxyC₁₋₄alkyloxyC₁₋₄alkylpiperazinyl,
 hydroxyC₁₋₄alkyloxyC₁₋₄alkylpiperazinylC₁₋₄alkyl,
 (hydroxyC₁₋₄alkyl)(C₁₋₄alkyl)amino, (hydroxyC₁₋₄alkyl)(C₁₋₄alkyl)aminoC₁₋₄alkyl,
 di(hydroxyC₁₋₄alkyl)amino, di(hydroxyC₁₋₄alkyl)aminoC₁₋₄alkyl, furanyl, furanyl
 substituted with -CH=CH-CH=CH-, pyrrolidinylC₁₋₄alkyl, pyrrolidinylC₁₋₄alkyloxy,
 morpholinyl, morpholinylC₁₋₄alkyloxy, morpholinylC₁₋₄alkyl,
 morpholinylC₁₋₄alkylamino, morpholinylC₁₋₄alkylaminoC₁₋₄alkyl, piperazinyl,
 C₁₋₄alkylpiperazinyl, C₁₋₄alkylpiperazinylC₁₋₄alkyloxy, piperazinylC₁₋₄alkyl,
 C₁₋₄alkylpiperazinylC₁₋₄alkyl, C₁₋₄alkylpiperazinylC₁₋₄alkylamino,
 C₁₋₄alkylpiperazinylC₁₋₄alkylaminoC₁₋₆alkyl, tetrahydropyrimidinylpiperazinyl,
 tetrahydropyrimidinylpiperazinylC₁₋₄alkyl, piperidinylaminoC₁₋₄alkylamino,
 piperidinylaminoC₁₋₄alkylaminoC₁₋₄alkyl,
 (C₁₋₄alkylpiperidinyl)(hydroxyC₁₋₄alkyl)aminoC₁₋₄alkylamino,
 (C₁₋₄alkylpiperidinyl)(hydroxyC₁₋₄alkyl)aminoC₁₋₄alkylaminoC₁₋₄alkyl,
 pyridinylC₁₋₄alkyloxy,
 hydroxyC₁₋₄alkylamino, hydroxyC₁₋₄alkylaminoC₁₋₄alkyl,
 di(C₁₋₄alkyl)aminoC₁₋₄alkylamino, aminothiadiazolyl,
 aminosulfonylpiperazinylC₁₋₄alkyloxy, or thiophenylC₁₋₄alkylamino;
 each R⁵ and R⁶ can be placed on the nitrogen in replacement of the hydrogen;

aryl in the above is phenyl, or phenyl substituted with one or more substituents each
 independently selected from halo, C₁₋₆alkyl, C₁₋₆alkyloxy, trifluoromethyl, cyano or
 hydroxycarbonyl.

232. The compound of claim 231 wherein each of R², R³, and R⁴ corresponds to R¹², R¹³, and
 R¹⁴, respectively, in claim 231 wherein:

n is 1;



R^2 is hydrogen or nitro;

R^3 is hydrogen;

when Z is equal to $-\text{CH}$, then $-L-$ is the bivalent radical $-\text{C}_{1-6}\text{alkanediylNH}-$;

R^4 is hydrogen, C_{1-6} alkyl or aryl;

$\text{---}(\text{A})$ is a radical selected from (a-1) or (a-21);

each s is independently 0, 1 or 2;

each R^5 is independently selected from hydrogen; halo; trihalo C_{1-6} alkyl;

trihalo C_{1-6} alkyloxy; C_{1-6} alkyl; C_{1-6} alkyloxy; C_{1-6} alkylcarbonyl; aryloxy; cyano or phenyl.

233. The compound of claim 231 wherein each of R^2 , R^3 , and R^4 corresponds to R^{12} , R^{13} , and R^{14} , respectively, in claim 231 wherein:

n is 1;

Q is $-\text{C}$, $-\text{CR}$, or $-\text{CH}$;

each X is nitrogen;

each Y is nitrogen;

R^2 is hydrogen;

R^3 is hydrogen;

when Z is equal to $-\text{CH}$, then $-L-$ is the bivalent radical $-\text{C}_{1-6}\text{alkanediylNH}-$;

R^4 is hydrogen, C_{1-6} alkyl or aryl;

$\text{---}(\text{A})$ is the radical (a-1);

each s is independently 0 or 1;

each R^5 is independently selected from hydrogen or phenyl.

234. The compound of claim 231 wherein each of R^2 , R^3 , and R^4 corresponds to R^{12} , R^{13} , and R^{14} , respectively, in claim 231 wherein:

each Z is N;

R^2 is hydrogen, halo, hydroxy, amino, nitro, C_{1-6} alkyl, C_{1-6} alkyloxy, trifluoromethyl or di(C_{1-6} alkyl)amino;

R^3 is hydrogen, hydroxy, amino, hydroxy C_{1-6} alkyl, C_{1-6} alkyl, C_{1-6} alkyloxy, aryl C_{1-6} alkyl, aminocarbonyl, amino C_{1-6} alkyl, C_{1-6} alkylamino C_{1-6} alkyl or di(C_{1-6} alkyl)amino C_{1-6} alkyl;

R^4 is hydrogen;

—**(A)** is a radical selected from (a-1), (a-3), (a-4), (a-5), (a-6), (a-7), (a-8), (a-9), (a-10), (a-11), (a-12), (a-13), (a-14), (a-15), (a-16), (a-17), (a-18), (a-19), (a-20), (a-21), (a-22), (a-23), (a-24), (a-25), (a-26), (a-28), (a-29), (a-30), (a-31), (a-32), (a-33), (a-34), (a-35), (a-36), (a-37), (a-38), (a-39), (a-40), (a-41), (a-42), (a-44), (a-45), (a-46), (a-47), (a-48) or (a-51);

each s is independently 0, 1, 2, 3 or 4;

R^5 is hydrogen; halo; hydroxy; amino; nitro; trihalo C_{1-6} alkyl; trihalo C_{1-6} alkyloxy; C_{1-6} alkyl; C_{1-6} alkyloxy; C_{1-6} alkylcarbonyl; C_{1-6} alkyloxycarbonyl;

C_{1-6} alkylsulfonyl; hydroxy C_{1-6} alkyl; aryloxy; di(C_{1-6} alkyl)amino; cyano; thiophenyl; furanyl; furanyl substituted with hydroxy C_{1-6} alkyl; benzofuranyl; imidazolyl; oxazolyl; oxazolyl substituted with aryl and C_{1-6} alkyl;

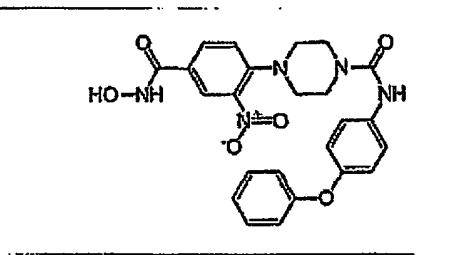
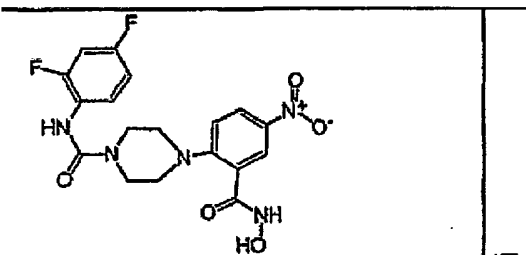
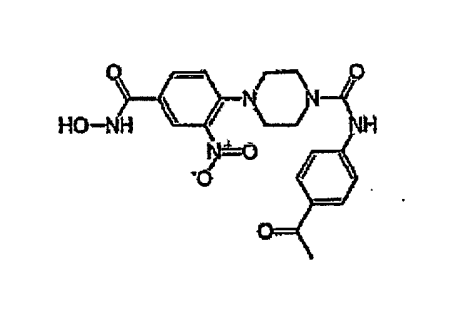
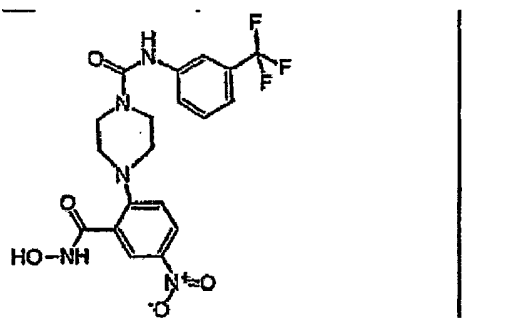
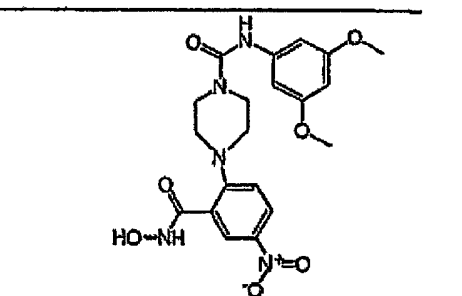
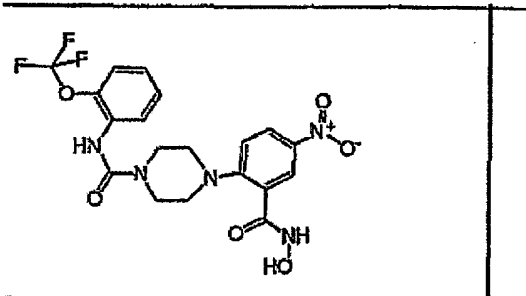
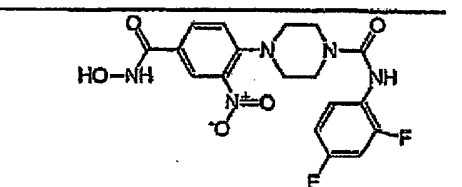
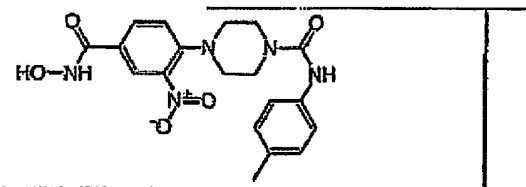
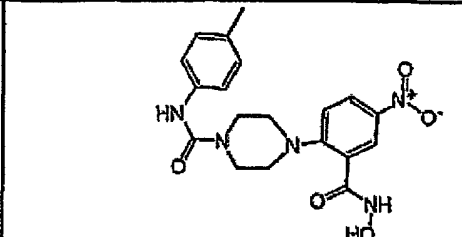
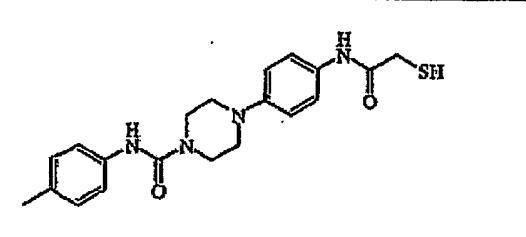
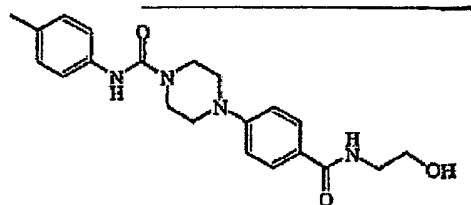
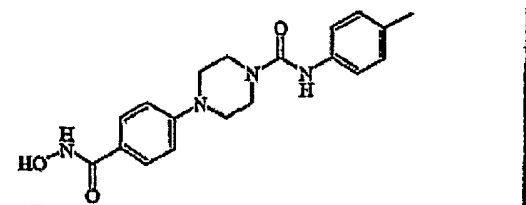
C_{1-6} alkyltriazolyl; tetrazolyl; pyrrolidinyl; pyrrolyl; morpholinyl;

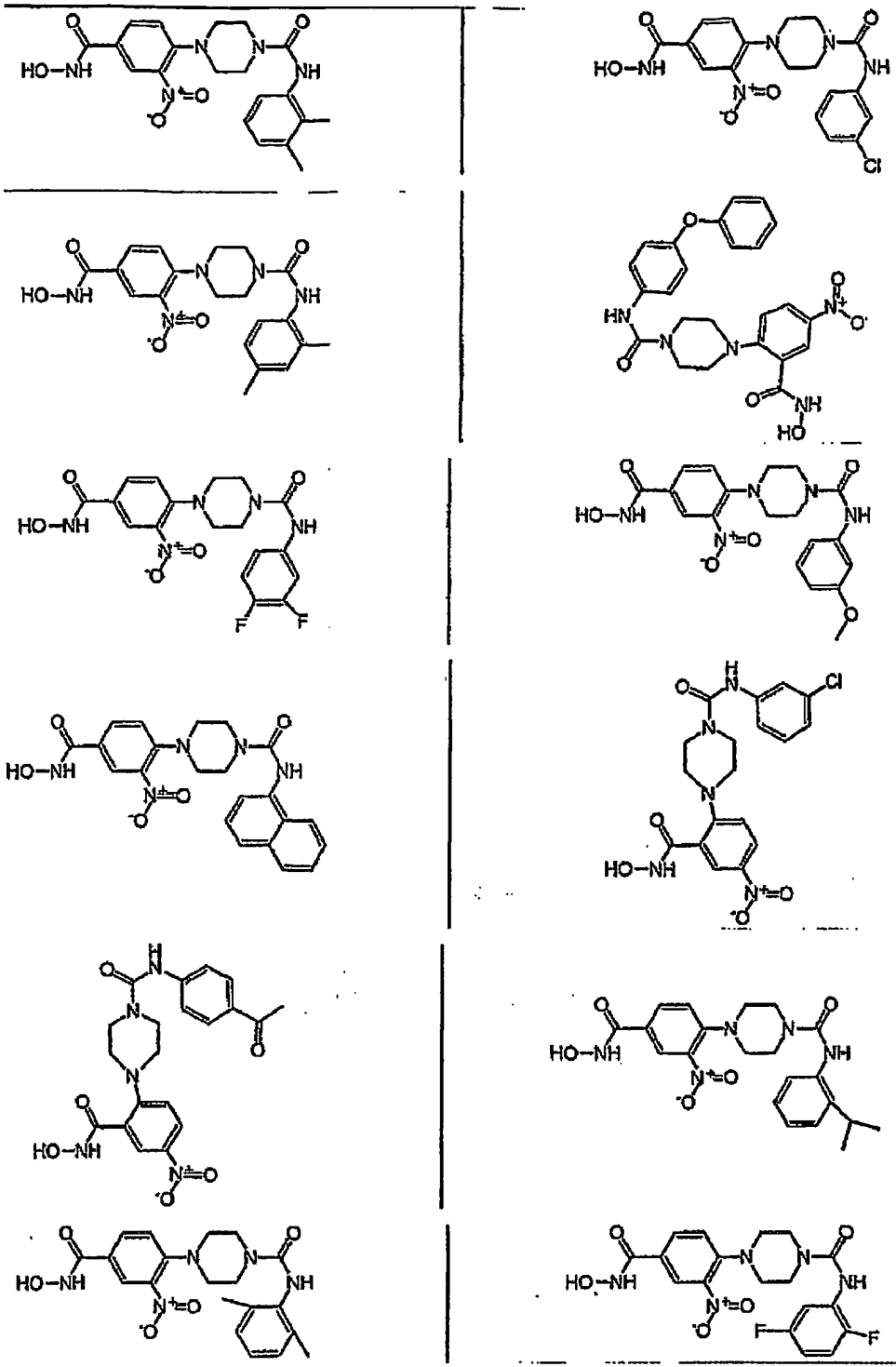
C_{1-6} alkylmorpholinyl; piperazinyl; C_{1-6} alkylpiperazinyl;

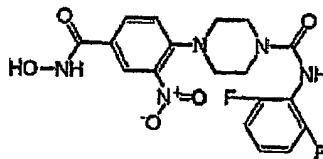
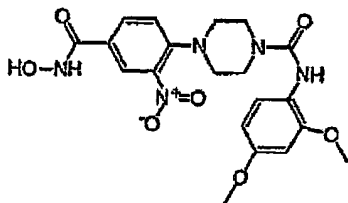
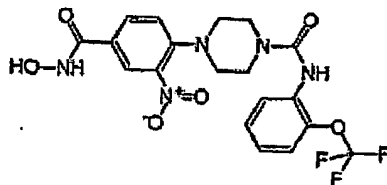
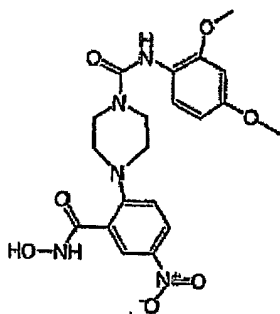
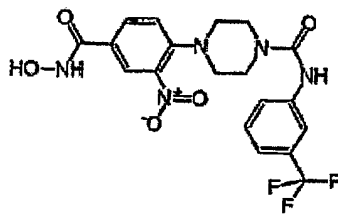
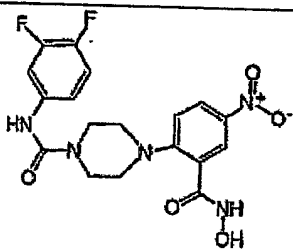
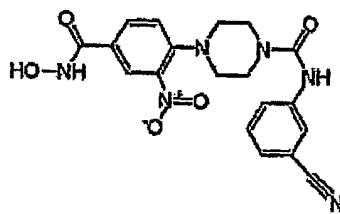
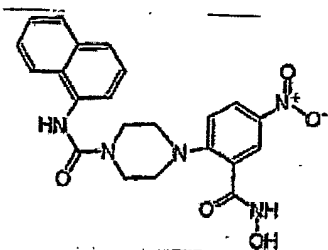
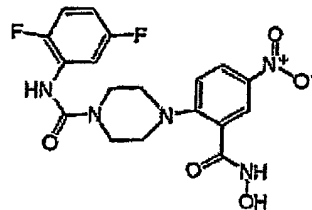
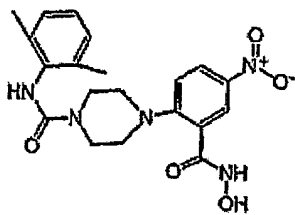
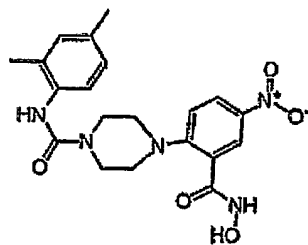
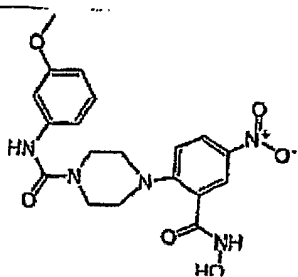
hydroxy C_{1-6} alkylpiperazinyl; C_{1-6} alkyloxypiperidinyl; pyrazolyl; pyrazolyl substituted with one or two substituents selected from C_{1-6} alkyl or trihalo C_{1-6} alkyl; pyridinyl; pyridinyl substituted with C_{1-6} alkyloxy, aryloxy or aryl; pyrimidinyl; quinolinyl; indole; phenyl; or phenyl substituted with one or two substituents independently selected from halo, C_{1-6} alkyl, C_{1-6} alkyloxy or trifluoromethyl;

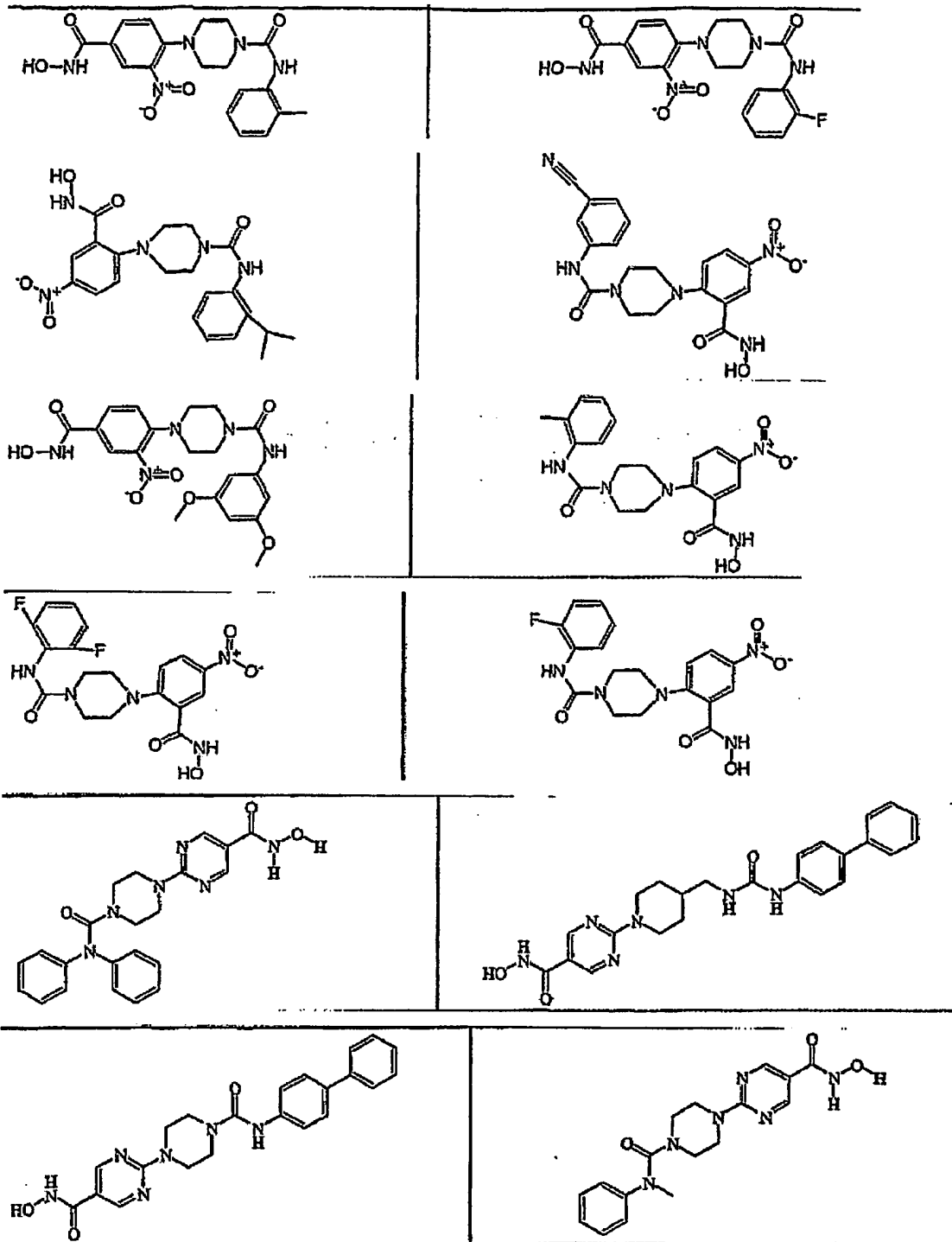
R^6 is hydrogen; halo; hydroxy; amino; nitro; trihalo C_{1-6} alkyl; trihalo C_{1-6} alkyloxy; C_{1-6} alkyl; C_{1-6} alkyloxy; C_{1-6} alkylcarbonyl; C_{1-6} alkyloxycarbonyl; C_{1-6} alkylsulfonyl; hydroxy C_{1-6} alkyl; aryloxy; di(C_{1-6} alkyl)amino; cyano; pyridinyl; phenyl; or phenyl substituted with one or two substituents independently selected from halo, C_{1-6} alkyl, C_{1-6} alkyloxy or trifluoromethyl.

235. The compound of claim 231 that is selected from one of

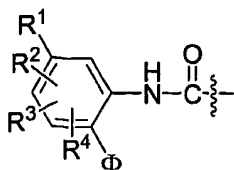








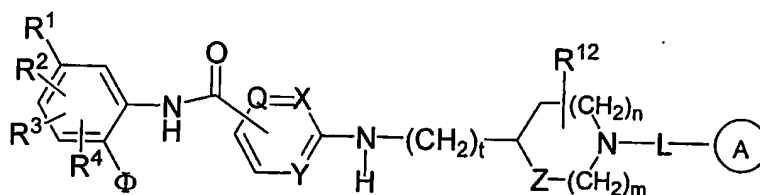
wherein the terminal hydroxamic acid moiety (-C(O)-NH-OH) is replaced with



wherein Φ , R^1 , R^2 , R^3 , and R^4 are as defined in accordance with claim 1.

236. The compound of claim 231 wherein R^1 , R^2 , R^3 , and R^4 are all H.
237. A compound according to claim 231 for use in inhibiting histone deacetylase.
238. A compound according to claim 231 for use in treatment of a disease selected from the group consisting of a cell proliferative disease, a protozoal disease and a fungal disease.
239. The compound of claim 238, wherein said treatment is effected by inhibiting histone deacetylase.
240. The compound of claim 238, wherein said cell proliferative disease is a neoplastic cell proliferative disease.
241. The compound of claim 238, wherein said cell proliferative disease is cancer.
242. The compound of claim 241, wherein said cancer is a solid tumor cancer.
243. The compound of claim 241, wherein said cancer is selected from the group consisting of a lymphoma, lung cancer, colon cancer, prostate cancer, stomach cancer, breast cancer and leukemia.
244. A pharmaceutical composition comprising a compound according to claim 231 and a pharmaceutically acceptable carrier.
245. The pharmaceutical composition of claim 244 further comprising a nucleic acid level inhibitor of histone deacetylase.
246. The pharmaceutical composition of claim 245, wherein said nucleic acid level inhibitor is an antisense oligonucleotide complementary to a nucleic acid that encodes for a histone deacetylase.
247. The pharmaceutical composition of claim 246, wherein said antisense oligonucleotide is selected from the group consisting of SEQ ID No:1, SEQ ID No:2, SEQ ID No:3, SEQ ID No:4, SEQ ID No:5, SEQ ID No:6, SEQ ID No:7, SEQ ID No:8, SEQ ID No:9, SEQ ID No:10, SEQ ID No:11, SEQ ID No:12, SEQ ID No:13, SEQ ID No:14, SEQ ID No:15, SEQ ID No:16, and SEQ ID No:17.
248. A method of inhibiting histone deacetylase, the method comprising contacting said histone deacetylase with an inhibiting effective amount of a compound according to claim 231.

249. A method of treating an individual having a disease selected from the group consisting of a cell proliferative disease, a protozoal disease and a fungal disease, said method comprising administering to said individual a treatment effective amount of the pharmaceutical composition of claim 244.
250. A method of treating an individual having a disease selected from the group consisting of a cell proliferative disease, a protozoal disease and a fungal disease, said method comprising administering to said individual a treatment effective amount of the pharmaceutical composition of claim 245.
251. The method of claim 249, wherein said cell proliferative disease is a neoplastic cell proliferative disease.
252. The method of claim 249, wherein said cell proliferative disease is cancer.
253. The method of claim 252, wherein said cancer is a solid tumor cancer.
254. The method of claim 253, wherein said cancer is selected from the group consisting of a lymphoma, lung cancer, colon cancer, prostate cancer, stomach cancer, breast cancer and leukemia.
255. The method of claim 250, wherein said cell proliferative disease is a neoplastic cell proliferative disease.
256. The method of claim 250, wherein said cell proliferative disease is cancer.
257. The method of claim 256, wherein said cancer is a solid tumor cancer.
258. The method of claim 257, wherein said cancer is selected from the group consisting of a lymphoma, lung cancer, colon cancer, prostate cancer, stomach cancer, breast cancer and leukemia.
259. A compound of the formula:



or a pharmaceutically acceptable salt thereof, wherein

Φ is -NH₂ or -OH;

R¹ is H or as defined in claim 1

R², R³, and R⁴ are as defined in claim 1;

n is 0, 1, 2 or 3 and when **n** is 0 then a direct bond is intended;

m is 0, 1, 2 or 3 and when **m** is 0 then a direct bond is intended;

t is 0 or 1 and when **t** is 0 then a direct bond is intended;

Q is nitrogen or $\text{—C}=\text{C}$, —CR , or —CH ;

X is nitrogen or $\text{—C}=\text{C}$;

Y is nitrogen or $\text{—C}=\text{C}$;

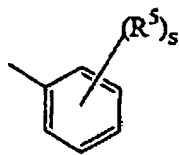
Z is $\text{—CH}_2\text{—}$ or —O— ;

R is selected from the group consisting of hydrogen, halogen, —NH_2 , nitro, hydroxy, aryl, heterocyclyl, $\text{C}_3\text{—C}_8\text{—cycloalkyl}$, heteroaryl, $\text{C}_1\text{—C}_7\text{—alkyl}$, haloalkyl, $\text{C}_1\text{—C}_7\text{—alkenyl}$, $\text{C}_1\text{—C}_7\text{—alkynyl}$, $\text{C}_1\text{—C}_7\text{—acyl}$, $\text{C}_1\text{—C}_7\text{—alkyl-aryloxy}$, $\text{C}_1\text{—C}_7\text{—alkyl-arylsulfanyl}$, $\text{C}_1\text{—C}_7\text{—alkyl-arylsulfinyl}$, $\text{C}_1\text{—C}_7\text{—alkyl-arylsulfonyl}$, $\text{C}_1\text{—C}_7\text{—alkyl-arylaminosulfonyl}$, $\text{C}_1\text{—C}_7\text{—alkyl-arylamino}$, $\text{C}_1\text{—C}_7\text{—alkynyl-C(O)-amine}$, $\text{C}_1\text{—C}_7\text{—alkenyl-C(O)-amine}$, $\text{C}_1\text{—C}_7\text{—alkynyl-R}^9$, $\text{C}_1\text{—C}_7\text{—alkenyl-R}^9$ wherein R^9 is hydrogen, hydroxy, amino, $\text{C}_1\text{—C}_7\text{—alkyl}$ or $\text{C}_1\text{—C}_7\text{—alkoxy}$;

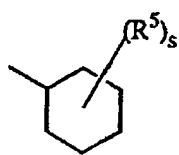
R^{12} is hydrogen, hydroxy, amino, hydroxy $\text{C}_{1-6}\text{alkyl}$, $\text{C}_{1-6}\text{alkyl}$, $\text{C}_{1-6}\text{alkyloxy}$, aryl $\text{C}_{1-6}\text{alkyl}$, aminocarbonyl, hydroxycarbonyl, amino $\text{C}_{1-6}\text{alkyl}$, aminocarbonyl $\text{C}_{1-6}\text{alkyl}$, hydroxycarbonyl $\text{C}_{1-6}\text{alkyl}$, hydroxyaminocarbonyl, $\text{C}_{1-6}\text{alkyloxycarbonyl}$, $\text{C}_{1-6}\text{alkylaminoC}_{1-6}\text{alkyl}$ or di($\text{C}_{1-6}\text{alkyl}$)amino $\text{C}_{1-6}\text{alkyl}$;

—L— is a bivalent radical selected from $\text{C}_{1-6}\text{alkanediyl}$, carbonyl, sulfonyl, or $\text{C}_{1-6}\text{alkanediyl}$ substituted with phenyl;

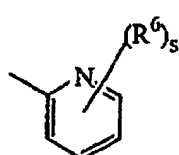
$\text{—}\textcircled{\text{A}}$ is a radical selected from



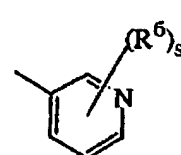
(a-1)



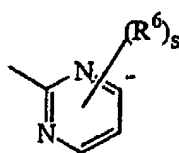
(a-2)



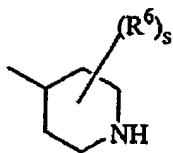
(a-3)



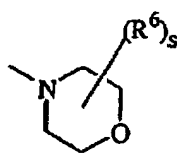
(a-4)



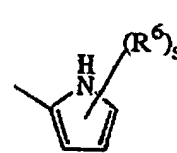
(a-5)



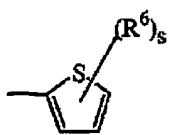
(a-6)



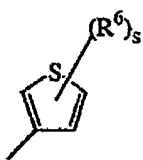
(a-7)



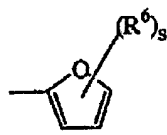
(a-8)



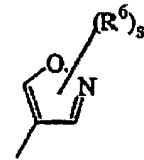
(a-9)



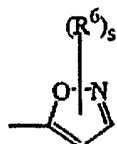
(a-10)



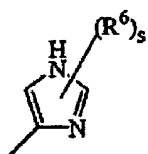
(a-11)



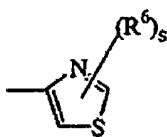
(a-12)



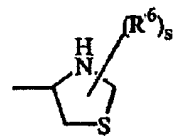
(a-13)



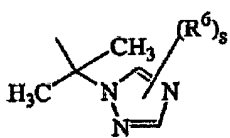
(a-14)



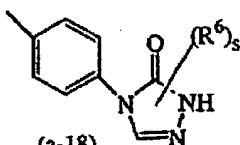
(a-15)



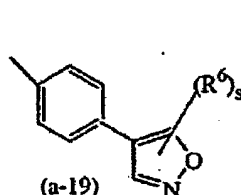
(a-16)



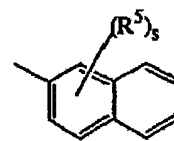
(a-17)



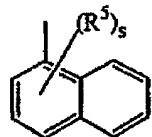
(a-18)



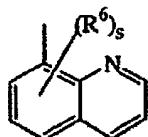
(a-19)



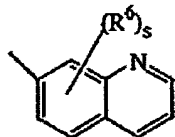
(a-20)



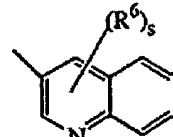
(a-21)



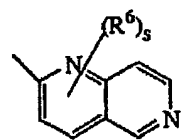
(a-22)



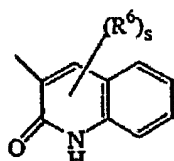
(a-23)



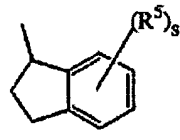
(a-24)



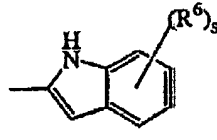
(a-25)



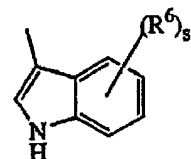
(a-26)



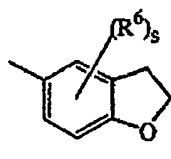
(a-27)



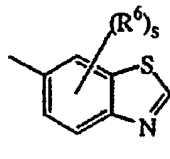
(a-28)



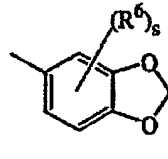
(a-29)



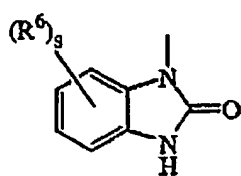
(a-30)



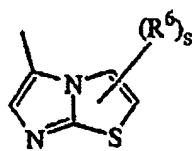
(a-31)



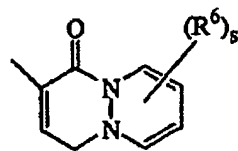
(a-32)



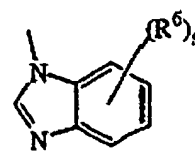
(a-33)



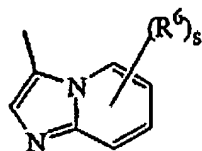
(a-34)



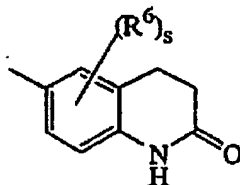
(a-35)



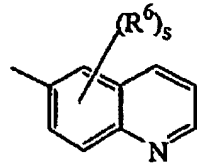
(a-36)



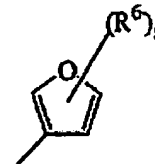
(a-37)



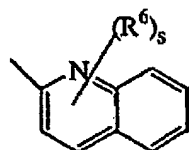
(a-38)



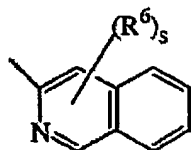
(a-39)



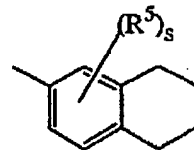
(a-40)



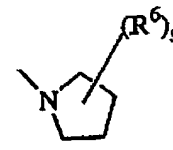
(a-41)



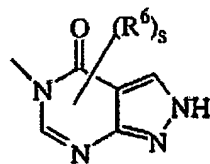
(a-42)



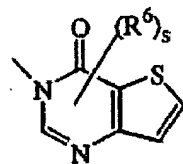
(a-43)



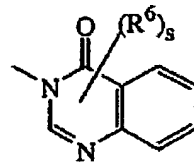
(a-44)



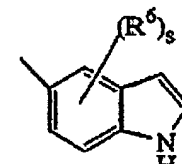
(a-45)



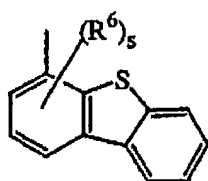
(a-46)



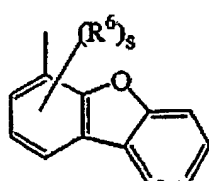
(a-47)



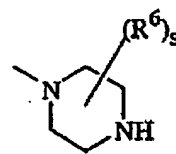
(a-48)



(a-49)



(a-50)



(a-51)

wherein each s is independently 0, 1, 2, 3, 4 or 5;

each R^5 and R^6 are independently selected from hydrogen; halo; hydroxy; amino; nitro; trihaloC₁₋₆alkyl; trihaloC₁₋₆alkyloxy; C₁₋₆alkyl; C₁₋₆alkyl substituted with aryl and C₃₋₁₀cycloalkyl; C₁₋₆alkyloxy; C₁₋₆alkyloxyC₁₋₆alkyloxy; C₁₋₆alkylcarbonyl; C₁₋₆alkyloxycarbonyl; C₁₋₆alkylsulfonyl; cyanoC₁₋₆alkyl; hydroxyC₁₋₆alkyl;

hydroxyC₁₋₆alkyloxy; hydroxyC₁₋₆alkylamino; aminoC₁₋₆alkyloxy;
di(C₁₋₆alkyl)aminocarbonyl; di(hydroxyC₁₋₆alkyl)amino; (aryl)(C₁₋₆alkyl)amino;
di(C₁₋₆alkyl)aminoC₁₋₆alkyloxy; di(C₁₋₆alkyl)aminoC₁₋₆alkylamino;
di(C₁₋₆alkyl)aminoC₁₋₆alkylaminoC₁₋₆alkyl; arylsulfonyl; arylsulfonylamino;
aryloxy; aryloxyC₁₋₆alkyl; arylC₂₋₆alkenediyl; di(C₁₋₆alkyl)amino;
di(C₁₋₆alkyl)aminoC₁₋₆alkyl; di(C₁₋₆alkyl)amino(C₁₋₆alkyl)amino;

di(C₁₋₆alkyl)amino(C₁₋₆alkyl)aminoC₁₋₆alkyl;
di(C₁₋₆alkyl)aminoC₁₋₆alkyl(C₁₋₆alkyl)amino;
di(C₁₋₆alkyl)aminoC₁₋₆alkyl(C₁₋₆alkyl)aminoC₁₋₆alkyl;
aminosulfonylamino(C₁₋₆alkyl)amino;
aminosulfonylamino(C₁₋₆alkyl)aminoC₁₋₆alkyl;
di(C₁₋₆alkyl)aminosulfonylamino(C₁₋₆alkyl)amino;
di(C₁₋₆alkyl)aminosulfonylamino(C₁₋₆alkyl)aminoC₁₋₆alkyl; cyano; thiophenyl;
thiophenyl substituted with di(C₁₋₆alkyl)aminoC₁₋₆alkyl(C₁₋₆alkyl)aminoC₁₋₆alkyl,
di(C₁₋₆alkyl)aminoC₁₋₆alkyl, C₁₋₆alkylpiperazinylC₁₋₆alkyl,
hydroxyC₁₋₆alkylpiperazinylC₁₋₆alkyl,
hydroxyC₁₋₆alkyloxyC₁₋₆alkylpiperazinylC₁₋₆alkyl,
di(C₁₋₆alkyl)aminosulfonylpiperazinylC₁₋₆alkyl,
C₁₋₆alkyloxy piperidinyl, C₁₋₆alkyloxy piperidinylC₁₋₆alkyl, morpholinylC₁₋₆alkyl,
hydroxyC₁₋₆alkyl(C₁₋₆alkyl)aminoC₁₋₆alkyl, or di(hydroxyC₁₋₆alkyl)aminoC₁₋₆alkyl;
furanlyl; furanyl substituted with hydroxyC₁₋₆alkyl; benzofuranlyl; imidazolyl;
oxazolyl; oxazolyl substituted with aryl and C₁₋₆alkyl; C₁₋₆alkyltriazolyl; tetrazolyl;
pyrrolidinyl; pyrrolyl; piperidinylC₁₋₆alkyloxy; morpholinyl; C₁₋₆alkylmorpholinyl;
morpholinylC₁₋₆alkyloxy;
morpholinylC₁₋₆alkyl; morpholinylC₁₋₆alkylamino;
morpholinylC₁₋₆alkylaminoC₁₋₆alkyl; piperazinyl; C₁₋₆alkylpiperazinyl;

C₁₋₆alkylpiperazinylC₁₋₆alkyloxy; piperazinylC₁₋₆alkyl;
naphtalenylsulfonylpiperazinyl; naphtalenylsulfonylpiperidinyl; naphtalenylsulfonyl;
C₁₋₆alkylpiperazinylC₁₋₆alkyl; C₁₋₆alkylpiperazinylC₁₋₆alkylamino;

C₁₋₆alkylpiperazinylC₁₋₆alkylaminoC₁₋₆alkyl; C₁₋₆alkylpiperazinylsulfonyl;
 aminosulfonylpiperazinylC₁₋₆alkyloxy; aminosulfonylpiperazinyl;
 aminosulfonylpiperazinylC₁₋₆alkyl; di(C₁₋₆alkyl)aminosulfonylpiperazinyl;
 di(C₁₋₆alkyl)aminosulfonylpiperazinylC₁₋₆alkyl; hydroxyC₁₋₆alkylpiperazinyl;
 hydroxyC₁₋₆alkylpiperazinylC₁₋₆alkyl; C₁₋₆alkyloxypiperidinyl;
 C₁₋₆alkyloxypiperidinylC₁₋₆alkyl; piperidinylaminoC₁₋₆alkylamino;
 piperidinylaminoC₁₋₆alkylaminoC₁₋₆alkyl;
 (C₁₋₆alkylpiperidinyl)(hydroxyC₁₋₆alkyl)aminoC₁₋₆alkylamino;
 (C₁₋₆alkylpiperidinyl)(hydroxyC₁₋₆alkyl)aminoC₁₋₆alkylaminoC₁₋₆alkyl;
 hydroxyC₁₋₆alkyloxyC₁₋₆alkylpiperazinyl;
 hydroxyC₁₋₆alkyloxyC₁₋₆alkylpiperazinylC₁₋₆alkyl;
 (hydroxyC₁₋₆alkyl)(C₁₋₆alkyl)amino; (hydroxyC₁₋₆alkyl)(C₁₋₆alkyl)aminoC₁₋₆alkyl;
 hydroxyC₁₋₆alkylaminoC₁₋₆alkyl; di(hydroxyC₁₋₆alkyl)aminoC₁₋₆alkyl;

 pyrrolidinylC₁₋₆alkyl; pyrrolidinylC₁₋₆alkyloxy; pyrazolyl; thiopyrazolyl; pyrazolyl
 substituted with two substituents selected from C₁₋₆alkyl or trihaloC₁₋₆alkyl;
 pyridinyl; pyridinyl substituted with C₁₋₆alkyloxy, aryloxy or aryl; pyrimidinyl;
 tetrahydropyrimidinylpiperazinyl; tetrahydropyrimidinylpiperazinylC₁₋₆alkyl;
 quinolinyl; indolyl; phenyl; phenyl substituted with one, two or three substituents
 independently selected from halo, amino, nitro, C₁₋₆alkyl, C₁₋₆alkyloxy,
 hydroxyC₁₋₄alkyl, trifluoromethyl, trifluoromethyloxy, hydroxyC₁₋₄alkyloxy,
 C₁₋₄alkylsulfonyl, C₁₋₄alkyloxyC₁₋₄alkyloxy, C₁₋₄alkyloxycarbonyl,
 aminoC₁₋₄alkyloxy, di(C₁₋₄alkyl)aminoC₁₋₄alkyloxy, di(C₁₋₄alkyl)amino,
 di(C₁₋₄alkyl)aminocarbonyl, di(C₁₋₄alkyl)aminoC₁₋₄alkyl,
 di(C₁₋₄alkyl)aminoC₁₋₄alkylaminoC₁₋₄alkyl,
 di(C₁₋₄alkyl)amino(C₁₋₄alkyl)amino, di(C₁₋₄alkyl)amino(C₁₋₄alkyl)aminoC₁₋₄alkyl,
 di(C₁₋₄alkyl)aminoC₁₋₄alkyl(C₁₋₄alkyl)amino,
 di(C₁₋₄alkyl)aminoC₁₋₄alkyl(C₁₋₄alkyl)aminoC₁₋₄alkyl,
 aminosulfonylamino(C₁₋₄alkyl)amino,
 aminosulfonylamino(C₁₋₄alkyl)aminoC₁₋₄alkyl,
 di(C₁₋₄alkyl)aminosulfonylamino(C₁₋₄alkyl)amino,

di(C₁₋₄alkyl)aminosulfonylamino(C₁₋₄alkyl)aminoC₁₋₆alkyl, cyano,
 piperidinylC₁₋₄alkyloxy, pyrrolidinylC₁₋₄alkyloxy, aminosulfonylpiperazinyl,
 aminosulfonylpiperazinylC₁₋₄alkyl, di(C₁₋₄alkyl)aminosulfonylpiperazinyl,
 di(C₁₋₄alkyl)aminosulfonylpiperazinylC₁₋₄alkyl, hydroxyC₁₋₄alkylpiperazinyl,
 hydroxyC₁₋₄alkylpiperazinylC₁₋₄alkyl, C₁₋₄alkyloxypiperidinyl,
 C₁₋₄alkyloxypiperidinylC₁₋₄alkyl, hydroxyC₁₋₄alkyloxyC₁₋₄alkylpiperazinyl,
 hydroxyC₁₋₄alkyloxyC₁₋₄alkylpiperazinylC₁₋₄alkyl,
 (hydroxyC₁₋₄alkyl)(C₁₋₄alkyl)amino, (hydroxyC₁₋₄alkyl)(C₁₋₄alkyl)aminoC₁₋₄alkyl,
 di(hydroxyC₁₋₄alkyl)amino, di(hydroxyC₁₋₄alkyl)aminoC₁₋₄alkyl, furanyl, furanyl
 substituted with -CH=CH-CH=CH-, pyrrolidinylC₁₋₄alkyl, pyrrolidinylC₁₋₄alkyloxy,
 morpholinyl, morpholinylC₁₋₄alkyloxy, morpholinylC₁₋₄alkyl,
 morpholinylC₁₋₄alkylamino, morpholinylC₁₋₄alkylaminoC₁₋₄alkyl, piperazinyl,
 C₁₋₄alkylpiperazinyl, C₁₋₄alkylpiperazinylC₁₋₄alkyloxy, piperazinylC₁₋₄alkyl,
 C₁₋₄alkylpiperazinylC₁₋₄alkyl, C₁₋₄alkylpiperazinylC₁₋₄alkylamino,
 C₁₋₄alkylpiperazinylC₁₋₄alkylaminoC₁₋₆alkyl, tetrahydropyrimidinylpiperazinyl,
 tetrahydropyrimidinylpiperazinylC₁₋₄alkyl, piperidinylaminoC₁₋₄alkylamino,
 piperidinylaminoC₁₋₄alkylaminoC₁₋₄alkyl,
 (C₁₋₄alkylpiperidinyl)(hydroxyC₁₋₄alkyl)aminoC₁₋₄alkylamino,
 (C₁₋₄alkylpiperidinyl)(hydroxyC₁₋₄alkyl)aminoC₁₋₄alkylaminoC₁₋₄alkyl,
 pyridinylC₁₋₄alkyloxy,

hydroxyC₁₋₄alkylamino, hydroxyC₁₋₄alkylaminoC₁₋₄alkyl,
 di(C₁₋₄alkyl)aminoC₁₋₄alkylamino, aminothiadiazolyl,
 aminosulfonylpiperazinylC₁₋₄alkyloxy, or thiophenylC₁₋₄alkylamino;
 each R⁵ and R⁶ can be placed on the nitrogen in replacement of the hydrogen;

aryl in the above is phenyl, or phenyl substituted with one or more substituents each
 independently selected from halo, C₁₋₆alkyl, C₁₋₆alkyloxy, trifluoromethyl, cyano or
 hydroxycarbonyl.

260. The compound of claim 259 wherein each of R², R³, and R⁴ corresponds to R¹², R¹³, and
 R¹⁴, respectively, in claim 259 wherein:

n is 0, 1 or 2;

m is 0, 1 or 2;

each Q is $\text{—C}=\text{C}$;

each X is nitrogen;

R^2 is hydrogen;

-L- is a bivalent radical selected from carbonyl, sulfonyl, or C_{1-6} alkanediyl substituted with phenyl;

$\text{—}\textcircled{\text{A}}$ is a radical selected from (a-1), (a-20) or (a-43);

each s is independently 0 or 1;

each R^5 is independently selected from hydrogen or phenyl.

261. The compound of claim 259 wherein each of R^2 , R^3 , and R^4 corresponds to R^{12} , R^{13} , and R^{14} , respectively, in claim 259 wherein:

n is 0, 1 or 2;

m is 1 or 2;

Q is $\text{—C}=\text{C}$;

X is nitrogen;

R^2 is hydrogen;

-L- is a bivalent radical selected from carbonyl or sulfonyl;

$\text{—}\textcircled{\text{A}}$ is a radical selected from (a-1) or (a-20);

each s is independently 0 or 1;

each R^5 is independently selected from hydrogen or aryl.

262. The compound of claim 259 wherein each of R^2 , R^3 , and R^4 corresponds to R^{12} , R^{13} , and R^{14} , respectively, in claim 259 wherein:

t is 0;

R^2 is hydrogen, hydroxy, amino, hydroxy C_{1-6} alkyl, C_{1-6} alkyl, C_{1-6} alkyloxy, aryl C_{1-6} alkyl, aminocarbonyl, amino C_{1-6} alkyl, C_{1-6} alkylamino C_{1-6} alkyl or di(C_{1-6} alkyl)amino C_{1-6} alkyl;

-L- is a bivalent radical selected from C_{1-6} alkanediyl, carbonyl or sulfonyl;

—**(A)** is a radical selected from (a-1), (a-3), (a-4), (a-5), (a-6), (a-7), (a-8), (a-9), (a-10), (a-11), (a-12), (a-13), (a-14), (a-15), (a-16), (a-17), (a-18), (a-19), (a-20), (a-21), (a-22), (a-23), (a-24), (a-25), (a-26), (a-28), (a-29), (a-30), (a-31), (a-32), (a-33), (a-34), (a-35), (a-36), (a-37), (a-38), (a-39), (a-40), (a-41), (a-42), (a-44), (a-45), (a-46), (a-47), (a-48) or (a-51);

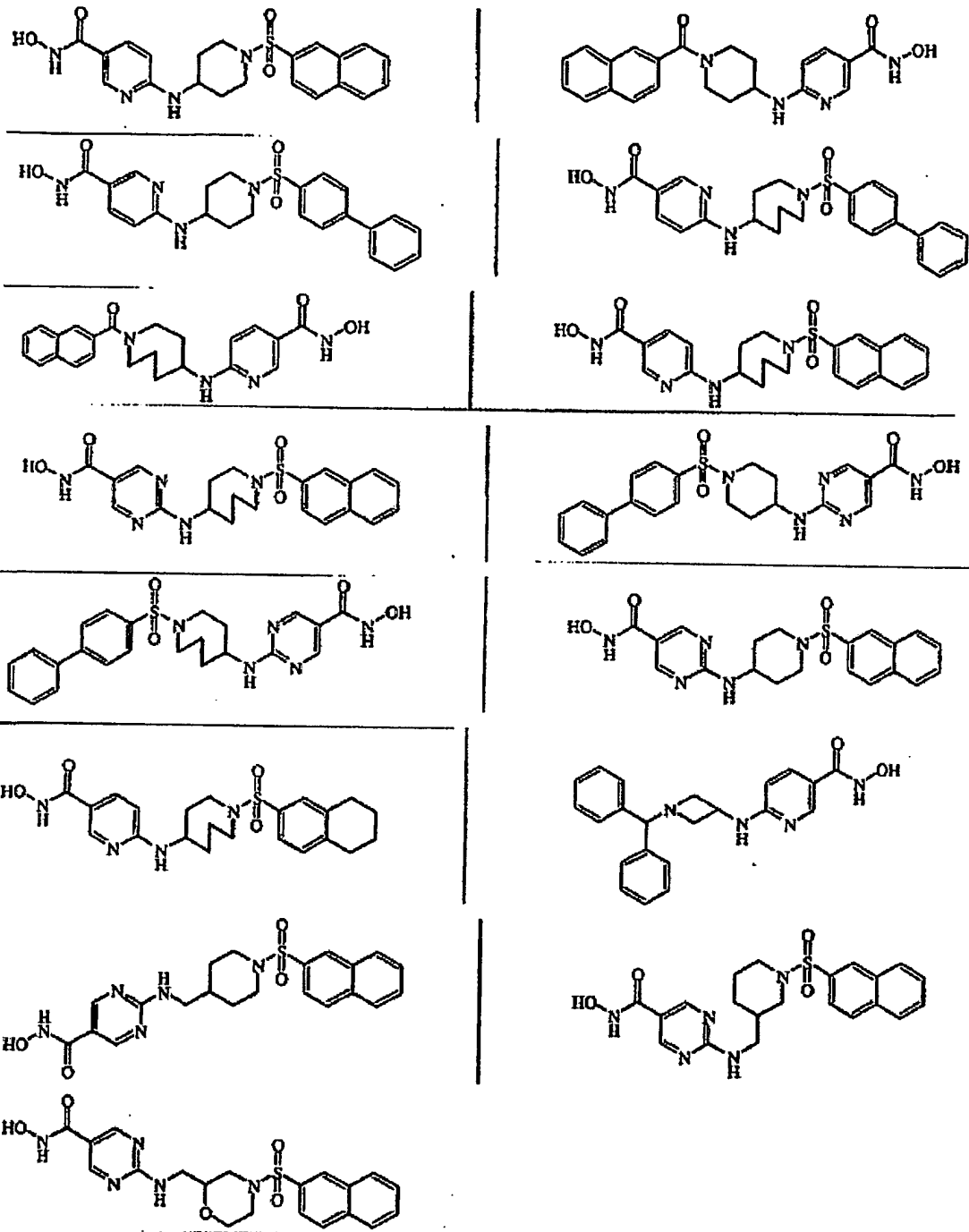
each s is independently 0, 1, 2, 3 or 4;

R^5 is hydrogen; halo; hydroxy; amino; nitro; trihalo C_{1-6} alkyl; trihalo C_{1-6} alkyloxy; C_{1-6} alkyl; C_{1-6} alkyloxy; C_{1-6} alkylcarbonyl; C_{1-6} alkyloxycarbonyl; C_{1-6} alkylsulfonyl; hydroxy C_{1-6} alkyl; aryloxy; di(C_{1-6} alkyl)amino; cyano; thiophenyl; furanyl; furanyl substituted with hydroxy C_{1-6} alkyl; benzofuranyl; imidazolyl; oxazolyl; oxazolyl substituted with aryl and C_{1-6} alkyl; C_{1-6} alkyltriazolyl; tetrazolyl; pyrrolidinyl; pyrrolyl; morpholinyl;

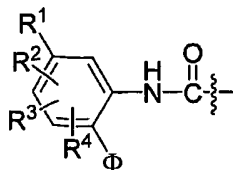
C_{1-6} alkylmorpholinyl; piperazinyl; C_{1-6} alkylpiperazinyl; hydroxy C_{1-6} alkylpiperazinyl; C_{1-6} alkyloxypiperidinyl; pyrazoly; pyrazolyl substituted with one or two substituents selected from C_{1-6} alkyl or trihalo C_{1-6} alkyl; pyridinyl; pyridinyl substituted with C_{1-6} alkyloxy, aryloxy or aryl; pyrimidinyl; quinolinyl; indole; phenyl; or phenyl substituted with one or two substituents independently selected from halo, C_{1-6} alkyl, C_{1-6} alkyloxy or trifluoromethyl;

R^6 is hydrogen; halo; hydroxy; amino; nitro; trihalo C_{1-6} alkyl; trihalo C_{1-6} alkyloxy; C_{1-6} alkyl; C_{1-6} alkyloxy; C_{1-6} alkylcarbonyl; C_{1-6} alkyloxycarbonyl; C_{1-6} alkylsulfonyl; hydroxy C_{1-6} alkyl; aryloxy; di(C_{1-6} alkyl)amino; cyano; pyridinyl; phenyl; or phenyl substituted with one or two substituents independently selected from halo, C_{1-6} alkyl, C_{1-6} alkyloxy or trifluoromethyl.

263. The compound of claim 259 that is selected from one of



wherein the terminal hydroxamic acid moiety (-C(O)NH-OH) is replaced with



wherein Φ , R^1 , R^2 , R^3 , and R^4 are as defined in accordance with claim 1:

264. The compound of claim 259 R^1 , R^2 , R^3 , and R^4 are all H.
265. A compound according to claim 259 for use in inhibiting histone deacetylase.
266. A compound according to claim 259 for use in treatment of a disease selected from the group consisting of a cell proliferative disease, a protozoal disease and a fungal disease.
267. The compound of claim 266, wherein said treatment is effected by inhibiting histone deacetylase.
268. The compound of claim 266, wherein said cell proliferative disease is a neoplastic cell proliferative disease.
269. The compound of claim 266, wherein said cell proliferative disease is cancer.
270. The compound of claim 269, wherein said cancer is a solid tumor cancer.
271. The compound of claim 269, wherein said cancer is selected from the group consisting of a lymphoma, lung cancer, colon cancer, prostate cancer, stomach cancer, breast cancer and leukemia.
272. A pharmaceutical composition comprising a compound according to claim 259 and a pharmaceutically acceptable carrier.
273. The pharmaceutical composition of claim 272 further comprising a nucleic acid level inhibitor of histone deacetylase.
274. The pharmaceutical composition of claim 273, wherein said nucleic acid level inhibitor is an antisense oligonucleotide complementary to a nucleic acid that encodes for a histone deacetylase.
275. The pharmaceutical composition of claim 274, wherein said antisense oligonucleotide is selected from the group consisting of SEQ ID No:1, SEQ ID No:2, SEQ ID No:3, SEQ ID No:4, SEQ ID No:5, SEQ ID No:6, SEQ ID No:7, SEQ ID No:8, SEQ ID No:9, SEQ ID No:10, SEQ ID No:11, SEQ ID No:12, SEQ ID No:13, SEQ ID No:14, SEQ ID No:15, SEQ ID No:16, and SEQ ID No:17.
276. A method of inhibiting histone deacetylase, the method comprising contacting said histone deacetylase with an inhibiting effective amount of a compound according to claim 259.

277. A method of treating an individual having a disease selected from the group consisting of a cell proliferative disease, a protozoal disease and a fungal disease, said method comprising administering to said individual a treatment effective amount of the pharmaceutical composition of claim 272.

278. A method of treating an individual having a disease selected from the group consisting of a cell proliferative disease, a protozoal disease and a fungal disease, said method comprising administering to said individual a treatment effective amount of the pharmaceutical composition of claim 273.

279. The method of claim 277, wherein said cell proliferative disease is a neoplastic cell proliferative disease.

280. The method of claim 277, wherein said cell proliferative disease is cancer.

281. The method of claim 280, wherein said cancer is a solid tumor cancer.

282. The method of claim 281, wherein said cancer is selected from the group consisting of a lymphoma, lung cancer, colon cancer, prostate cancer, stomach cancer, breast cancer and leukemia.

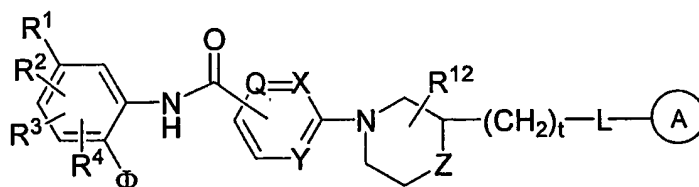
283. The method of claim 278, wherein said cell proliferative disease is a neoplastic cell proliferative disease.

284. The method of claim 278, wherein said cell proliferative disease is cancer.

285. The method of claim 284, wherein said cancer is a solid tumor cancer.

286. The method of claim 285, wherein said cancer is selected from the group consisting of a lymphoma, lung cancer, colon cancer, prostate cancer, stomach cancer, breast cancer and leukemia.

287. A compound of the formula:




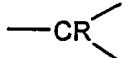
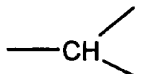
or a pharmaceutically acceptable salt thereof, wherein

Φ is -NH₂ or -OH;


R¹ is H or as defined in claim 1;

R², R³, and R⁴ are as defined in claim 1;

t is 0, 1, 2, 3 or 4 and when t is 0 then a direct bond is intended;

Q is nitrogen or , , or  ;

X is nitrogen or  ;

Y is nitrogen or  ;

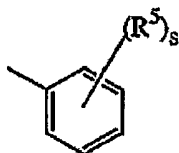
Z is -NH-, -O- or -CH₂-;

R is selected from the group consisting of hydrogen, halogen, -NH₂, nitro, hydroxy, aryl, heterocyclyl, C₃-C₈-cycloalkyl, heteroaryl, C₁-C₇-alkyl, haloalkyl, C₁-C₇-alkenyl, C₁-C₇-alkynyl, C₁-C₇-acyl, C₁-C₇-alkyl-aryloxy, C₁-C₇-alkyl-arylsulfanyl, C₁-C₇-alkyl-arylsulfinyl, C₁-C₇-alkyl-arylsulfonyl, C₁-C₇-alkyl-arylamino, C₁-C₇-alkyl-arylamino, C₁-C₇-alkynyl-C(O)-amine, C₁-C₇-alkenyl-C(O)-amine, C₁-C₇-alkynyl-R⁹, C₁-C₇-alkenyl-R⁹ wherein R⁹ is hydrogen, hydroxy, amino, C₁-C₇-alkyl or C₁-C₇-alkoxy;

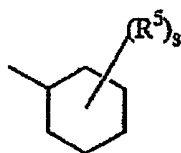
R¹² is hydrogen, hydroxy, amino, hydroxyC₁₋₆alkyl, C₁₋₆alkyl, C₁₋₆alkyloxy, arylC₁₋₆alkyl, aminocarbonyl, hydroxycarbonyl, aminoC₁₋₆alkyl, aminocarbonylC₁₋₆alkyl, hydroxycarbonylC₁₋₆alkyl, hydroxyaminocarbonyl, C₁₋₆alkyloxycarbonyl, C₁₋₆alkylaminoC₁₋₆alkyl or di(C₁₋₆alkyl)aminoC₁₋₆alkyl;

-L- is a bivalent radical selected from -NR⁹C(O)-, -NR⁹SO₂- or -NR⁹CH₂- wherein R⁹ is hydrogen, C₁₋₆alkyl, C₃₋₁₀cycloalkyl, hydroxyC₁₋₆alkyl, C₁₋₆alkyloxyC₁₋₆alkyl or di(C₁₋₆alkyl)aminoC₁₋₆alkyl;

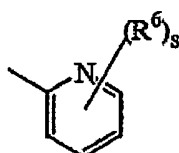
 is a radical selected from



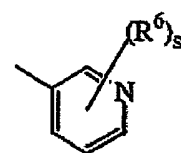
(a-1)



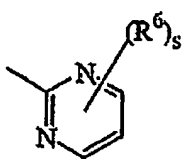
(a-2)



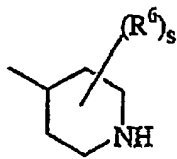
(a-3)



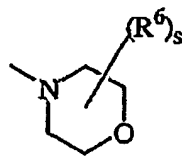
(a-4)



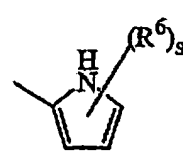
(a-5)



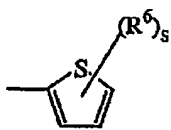
(a-6)



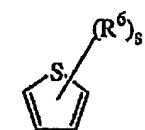
(a-7)



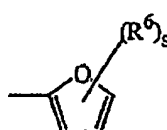
(a-8)



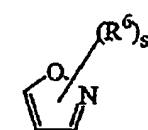
(a-9)



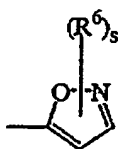
(a-10)



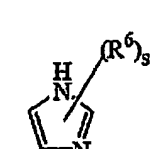
(a-11)



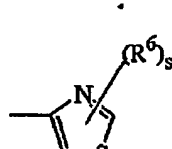
(a-12)



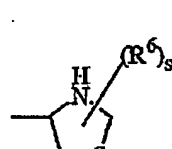
(a-13)



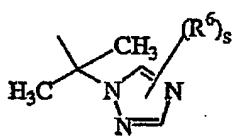
(a-14)



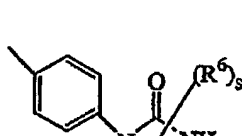
(a-15)



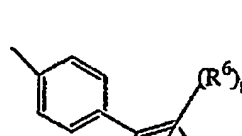
(a-16)



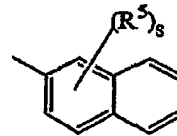
(a-17)



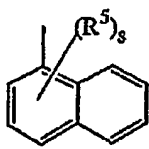
(a-18)



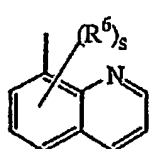
(a-19)



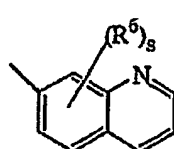
(a-20)



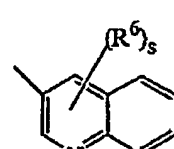
(a-21)



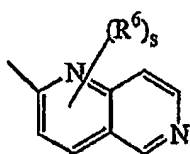
(a-22)



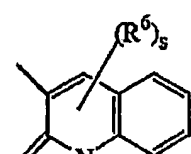
(a-23)



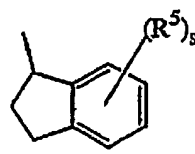
(a-24)



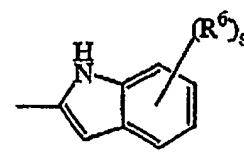
(a-25)



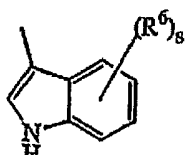
(a-26)



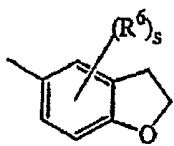
(a-27)



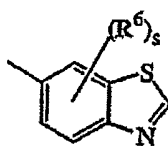
(a-28)



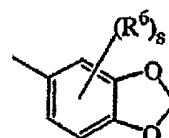
(a-29)



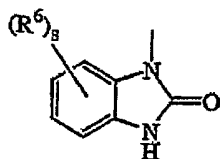
(a-30)



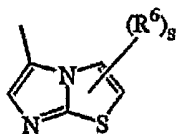
(a-31)



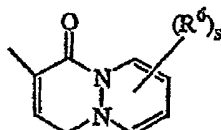
(a-32)



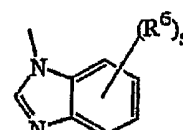
(a-33)



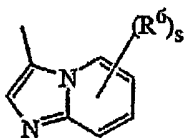
(a-34)



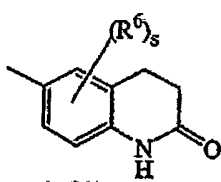
(a-35)



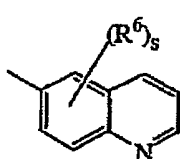
(a-36)



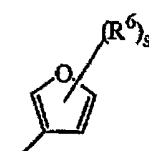
(a-37)



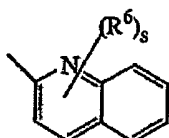
(a-38)



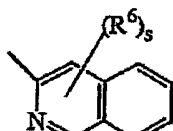
(a-39)



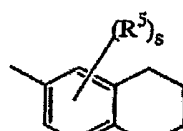
(a-40)



(a-41)



(a-42)



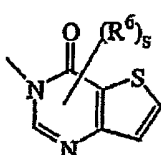
(a-43)



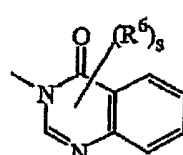
(a-44)



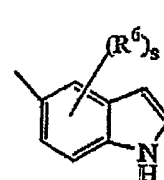
(a-45)



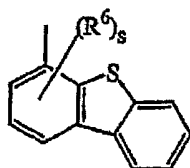
(a-46)



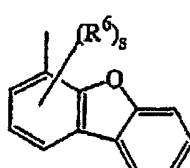
(a-47)



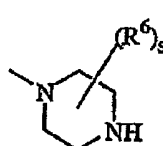
(a-48)



(a-49)



(a-50)



(a-51)

wherein each s is independently 0, 1, 2, 3, 4 or 5;

each R^5 and R^6 are independently selected from hydrogen; halo; hydroxy; amino; nitro;

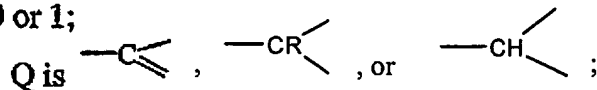
trihaloC₁₋₆alkyl; trihaloC₁₋₆alkyloxy; C₁₋₆alkyl; C₁₋₆alkyl substituted with aryl and C₃₋₁₀cycloalkyl; C₁₋₆alkyloxy; C₁₋₆alkyloxyC₁₋₆alkyloxy; C₁₋₆alkylcarbonyl; C₁₋₆alkyloxycarbonyl; C₁₋₆alkylsulfonyl; cyanoC₁₋₆alkyl; hydroxyC₁₋₆alkyl; hydroxyC₁₋₆alkyloxy; hydroxyC₁₋₆alkylamino; aminoC₁₋₆alkyloxy; di(C₁₋₆alkyl)aminocarbonyl; di(hydroxyC₁₋₆alkyl)amino; (aryl)(C₁₋₆alkyl)amino; di(C₁₋₆alkyl)aminoC₁₋₆alkyloxy; di(C₁₋₆alkyl)aminoC₁₋₆alkylamino; di(C₁₋₆alkyl)aminoC₁₋₆alkylaminoC₁₋₆alkyl; arylsulfonyl; arylsulfonylamino; aryloxy; aryloxyC₁₋₆alkyl; arylC₂₋₆alkenediyl; di(C₁₋₆alkyl)amino; di(C₁₋₆alkyl)aminoC₁₋₆alkyl; di(C₁₋₆alkyl)amino(C₁₋₆alkyl)amino; di(C₁₋₆alkyl)amino(C₁₋₆alkyl)aminoC₁₋₆alkyl; di(C₁₋₆alkyl)aminoC₁₋₆alkyl(C₁₋₆alkyl)amino; di(C₁₋₆alkyl)aminoC₁₋₆alkyl(C₁₋₆alkyl)aminoC₁₋₆alkyl; aminosulfonylamino(C₁₋₆alkyl)amino; aminosulfonylamino(C₁₋₆alkyl)aminoC₁₋₆alkyl; di(C₁₋₆alkyl)aminosulfonylamino(C₁₋₆alkyl)amino; di(C₁₋₆alkyl)aminosulfonylamino(C₁₋₆alkyl)aminoC₁₋₆alkyl; cyano; thiophenyl; thiophenyl substituted with di(C₁₋₆alkyl)aminoC₁₋₆alkyl(C₁₋₆alkyl)aminoC₁₋₆alkyl, di(C₁₋₆alkyl)aminoC₁₋₆alkyl, C₁₋₆alkylpiperazinylC₁₋₆alkyl, hydroxyC₁₋₆alkylpiperazinylC₁₋₆alkyl, hydroxyC₁₋₆alkyloxyC₁₋₆alkylpiperazinylC₁₋₆alkyl, di(C₁₋₆alkyl)aminosulfonylpiperazinylC₁₋₆alkyl, C₁₋₆alkyloxypiperidinyl, C₁₋₆alkyloxypiperidinylC₁₋₆alkyl, morpholinylC₁₋₆alkyl, hydroxyC₁₋₆alkyl(C₁₋₆alkyl)aminoC₁₋₆alkyl, or di(hydroxyC₁₋₆alkyl)aminoC₁₋₆alkyl; furanyl; furanyl substituted with hydroxyC₁₋₆alkyl; benzofuranyl; imidazolyl; oxazolyl; oxazolyl substituted with aryl and C₁₋₆alkyl; C₁₋₆alkyltriazolyl; tetrazolyl; pyrrolidinyl; pyrrolyl; piperidinylC₁₋₆alkyloxy; morpholinyl; C₁₋₆alkylmorpholinyl; morpholinylC₁₋₆alkyloxy; morpholinylC₁₋₆alkyl; morpholinylC₁₋₆alkylamino; morpholinylC₁₋₆alkylaminoC₁₋₆alkyl; piperazinyl; C₁₋₆alkylpiperazinyl; C₁₋₆alkylpiperazinylC₁₋₆alkyloxy; piperazinylC₁₋₆alkyl; naphtalenylsulfonylpiperazinyl; naphtalenylsulfonylpiperidinyl; naphtalenylsulfonyl; C₁₋₆alkylpiperazinylC₁₋₆alkyl; C₁₋₆alkylpiperazinylC₁₋₆alkylamino; C₁₋₆alkylpiperazinylC₁₋₆alkylaminoC₁₋₆alkyl; C₁₋₆alkylpiperazinylsulfonyl; aminosulfonylpiperazinylC₁₋₆alkyloxy; aminosulfonylpiperazinyl; aminosulfonylpiperazinylC₁₋₆alkyl; di(C₁₋₆alkyl)aminosulfonylpiperazinyl;

di(C₁₋₆alkyl)aminosulfonylpiperazinylC₁₋₆alkyl; hydroxyC₁₋₆alkylpiperazinyl;
 hydroxyC₁₋₆alkylpiperazinylC₁₋₆alkyl; C₁₋₆alkyloxy piperidinyl;
 C₁₋₆alkyloxy piperidinylC₁₋₆alkyl; piperidinylaminoC₁₋₆alkylamino;
 piperidinylaminoC₁₋₆alkylaminoC₁₋₆alkyl;
 (C₁₋₆alkylpiperidinyl)(hydroxyC₁₋₆alkyl)aminoC₁₋₆alkylamino;
 (C₁₋₆alkylpiperidinyl)(hydroxyC₁₋₆alkyl)aminoC₁₋₆alkylaminoC₁₋₆alkyl;
 hydroxyC₁₋₆alkyloxyC₁₋₆alkylpiperazinyl;
 hydroxyC₁₋₆alkyloxyC₁₋₆alkylpiperazinylC₁₋₆alkyl;
 (hydroxyC₁₋₆alkyl)(C₁₋₆alkyl)amino; (hydroxyC₁₋₆alkyl)(C₁₋₆alkyl)aminoC₁₋₆alkyl;
 hydroxyC₁₋₆alkylaminoC₁₋₆alkyl; di(hydroxyC₁₋₆alkyl)aminoC₁₋₆alkyl;
 pyrrolidinylC₁₋₆alkyl; pyrrolidinylC₁₋₆alkyloxy; pyrazolyl; thiopyrazolyl; pyrazolyl
 substituted with two substituents selected from C₁₋₆alkyl or trihaloC₁₋₆alkyl;
 pyridinyl; pyridinyl substituted with C₁₋₆alkyloxy, aryloxy or aryl; pyrimidinyl;
 tetrahydropyrimidinylpiperazinyl; tetrahydropyrimidinylpiperazinylC₁₋₆alkyl;
 quinolinyl; indole; phenyl; phenyl substituted with one, two or three substituents
 independently selected from halo, amino, nitro, C₁₋₆alkyl, C₁₋₆alkyloxy,
 hydroxyC₁₋₄alkyl, trifluoromethyl, trifluoromethyloxy, hydroxyC₁₋₄alkyloxy,
 C₁₋₄alkylsulfonyl, C₁₋₄alkyloxyC₁₋₄alkyloxy, C₁₋₄alkyloxycarbonyl,
 aminoC₁₋₄alkyloxy, di(C₁₋₄alkyl)aminoC₁₋₄alkyloxy, di(C₁₋₄alkyl)amino,
 di(C₁₋₄alkyl)aminocarbonyl, di(C₁₋₄alkyl)aminoC₁₋₄alkyl,
 di(C₁₋₄alkyl)aminoC₁₋₄alkylaminoC₁₋₄alkyl,
 di(C₁₋₄alkyl)amino(C₁₋₄alkyl)amino, di(C₁₋₄alkyl)amino(C₁₋₄alkyl)aminoC₁₋₄alkyl,
 di(C₁₋₄alkyl)aminoC₁₋₄alkyl(C₁₋₄alkyl)amino,
 di(C₁₋₄alkyl)aminoC₁₋₄alkyl(C₁₋₄alkyl)aminoC₁₋₄alkyl,
 aminosulfonylamino(C₁₋₄alkyl)amino,
 aminosulfonylamino(C₁₋₄alkyl)aminoC₁₋₄alkyl,
 di(C₁₋₄alkyl)aminosulfonylamino(C₁₋₄alkyl)amino,
 di(C₁₋₄alkyl)aminosulfonylamino(C₁₋₄alkyl)aminoC₁₋₆alkyl, cyano,
 piperidinylC₁₋₄alkyloxy, pyrrolidinylC₁₋₄alkyloxy, aminosulfonylpiperazinyl,
 aminosulfonylpiperazinylC₁₋₄alkyl, di(C₁₋₄alkyl)aminosulfonylpiperazinyl,
 di(C₁₋₄alkyl)aminosulfonylpiperazinylC₁₋₄alkyl, hydroxyC₁₋₄alkylpiperazinyl,
 hydroxyC₁₋₄alkylpiperazinylC₁₋₄alkyl, C₁₋₄alkyloxy piperidinyl,
 C₁₋₄alkyloxy piperidinylC₁₋₄alkyl, hydroxyC₁₋₄alkyloxyC₁₋₄alkylpiperazinyl,
 hydroxyC₁₋₄alkyloxyC₁₋₄alkylpiperazinylC₁₋₄alkyl,
 (hydroxyC₁₋₄alkyl)(C₁₋₄alkyl)amino, (hydroxyC₁₋₄alkyl)(C₁₋₄alkyl)aminoC₁₋₄alkyl,
 di(hydroxyC₁₋₄alkyl)amino, di(hydroxyC₁₋₄alkyl)aminoC₁₋₄alkyl, furanyl, furanyl
 substituted with -CH=CH-CH=CH-, pyrrolidinylC₁₋₄alkyl, pyrrolidinylC₁₋₄alkyloxy,
 morpholinyl, morpholinylC₁₋₄alkyloxy, morpholinylC₁₋₄alkyl,

morpholinylC₁₋₄alkylamino, morpholinylC₁₋₄alkylaminoC₁₋₄alkyl, piperazinyl, C₁₋₄alkylpiperazinyl, C₁₋₄alkylpiperazinylC₁₋₄alkyloxy, piperazinylC₁₋₄alkyl, C₁₋₄alkylpiperazinylC₁₋₄alkyl, C₁₋₄alkylpiperazinylC₁₋₄alkylamino, C₁₋₄alkylpiperazinylC₁₋₄alkylaminoC₁₋₆alkyl, tetrahydropyrimidinylpiperazinyl, tetrahydropyrimidinylpiperazinylC₁₋₄alkyl, piperidinylaminoC₁₋₄alkylamino, piperidinylaminoC₁₋₄alkylaminoC₁₋₄alkyl, (C₁₋₄alkylpiperidinyl)(hydroxyC₁₋₄alkyl)aminoC₁₋₄alkylamino, (C₁₋₄alkylpiperidinyl)(hydroxyC₁₋₄alkyl)aminoC₁₋₄alkylaminoC₁₋₄alkyl, pyridinylC₁₋₄alkyloxy, hydroxyC₁₋₄alkylamino, hydroxyC₁₋₄alkylaminoC₁₋₄alkyl, di(C₁₋₄alkyl)aminoC₁₋₄alkylamino, aminothiadiazoly, aminosulfonylpiperazinylC₁₋₄alkyloxy, or thiophenylC₁₋₄alkylamino; each R⁵ and R⁶ can be placed on the nitrogen in replacement of the hydrogen; aryl in the above is phenyl, or phenyl substituted with one or more substituents each independently selected from halo, C₁₋₆alkyl, C₁₋₆alkyloxy, trifluoromethyl, cyano or hydroxycarbonyl.

288. The compound of claim 287 wherein each of R², R³, and R⁴ corresponds to R¹², R¹³, and R¹⁴, respectively, in claim 287 wherein:

t is 0 or 1;



X is nitrogen;

R¹² is hydrogen, hydroxy, C₁₋₆alkyl, or arylC₁₋₆alkyl;

-L- is a bivalent radical selected from -NHC(O)- or -NHSO₂-;

$\text{—} \textcircled{\text{A}}$ is a radical selected from (a-1) or (a-20);

each s is independently 0 or 1;

each R⁵ is independently selected from hydrogen or phenyl.

289. The compound of claim 287 wherein each of R², R³, and R⁴ corresponds to R¹², R¹³, and R¹⁴, respectively, in claim 287 wherein:

t is 1;

Q is $\text{—C} \begin{array}{l} \diagup \\ \diagdown \end{array}$; , $\text{—CR} \begin{array}{l} \diagup \\ \diagdown \end{array}$, or $\text{—CH} \begin{array}{l} \diagup \\ \diagdown \end{array}$;

X is nitrogen;

Y is nitrogen;

Z is —O— or $\text{—CH}_2\text{—}$;

R¹² is H;

-L- is a bivalent radical selected from —NHC(O)— or $\text{—NHSO}_2\text{—}$;

$\text{—} \textcircled{\text{A}}$ is a radical selected from (a-1) or (a-20);

each s is independently 0 or 1;

each R⁵ is independently selected from hydrogen or phenyl.

290. The compound of claim 287 wherein each of R², R³, and R⁴ corresponds to R¹², R¹³, and R¹⁴, respectively, in claim 287 wherein:

t is 0;

R¹² is hydrogen, hydroxy, amino, hydroxyC₁₋₆alkyl, C₁₋₆alkyl, C₁₋₆alkyloxy, arylC₁₋₆alkyl, aminocarbonyl, aminoC₁₋₆alkyl, C₁₋₆alkylaminoC₁₋₆alkyl or di(C₁₋₆alkyl)aminoC₁₋₆alkyl;

-L- is a bivalent radical selected from —NHC(O)— or $\text{—NHSO}_2\text{—}$;

$\text{—} \textcircled{\text{A}}$ is a radical selected from (a-1), (a-3), (a-4), (a-5), (a-6), (a-7), (a-8), (a-9), (a-10), (a-11), (a-12), (a-13), (a-14), (a-15), (a-16), (a-17), (a-18), (a-19), (a-20), (a-21), (a-22), (a-23), (a-24), (a-25), (a-26), (a-28), (a-29), (a-30), (a-31), (a-32), (a-33), (a-34), (a-35), (a-36), (a-37), (a-38), (a-39), (a-40), (a-41), (a-42), (a-44), (a-45), (a-46), (a-47), (a-48) or (a-51);

each s is independently 0, 1, 2, 3 or 4;

R^5 is hydrogen; halo; hydroxy; amino; nitro; trihaloC₁₋₆alkyl; trihaloC₁₋₆alkyloxy; C₁₋₆alkyl; C₁₋₆alkyloxy; C₁₋₆alkylcarbonyl; C₁₋₆alkyloxycarbonyl; C₁₋₆alkylsulfonyl; hydroxyC₁₋₆alkyl; aryloxy; di(C₁₋₆alkyl)amino; cyano; thiophenyl; furanyl; furanyl substituted with hydroxyC₁₋₆alkyl; benzofuranyl; imidazolyl; oxazolyl; oxazolyl substituted with aryl and C₁₋₆alkyl; C₁₋₆alkyltriazolyl; tetrazolyl; pyrrolidinyl; pyrrolyl; morpholinyl; C₁₋₆alkylmorpholinyl; piperazinyl; C₁₋₆alkylpiperazinyl; hydroxyC₁₋₆alkylpiperazinyl; C₁₋₆alkyloxypiperidinyl; pyrazoly; pyrazolyl substituted with one or two substituents selected from C₁₋₆alkyl or trihaloC₁₋₆alkyl; pyridinyl; pyridinyl substituted with C₁₋₆alkyloxy, aryloxy or aryl; pyrimidinyl; quinolinyl; indole; phenyl; or phenyl substituted with one or two substituents independently selected from halo, C₁₋₆alkyl, C₁₋₆alkyloxy or trifluoromethyl;

R^6 is hydrogen; halo; hydroxy; amino; nitro; trihaloC₁₋₆alkyl; trihaloC₁₋₆alkyloxy; C₁₋₆alkyl; C₁₋₆alkyloxy; C₁₋₆alkylcarbonyl; C₁₋₆alkyloxycarbonyl; C₁₋₆alkylsulfonyl; hydroxyC₁₋₆alkyl; aryloxy; di(C₁₋₆alkyl)amino; cyano; pyridinyl; phenyl; or phenyl substituted with one or two substituents independently selected from halo, C₁₋₆alkyl, C₁₋₆alkyloxy or trifluoromethyl.

291. The compound of claim 287 wherein each of R^2 , R^3 , and R^4 corresponds to R^{12} , R^{13} , and R^{14} , respectively, in claim 287 wherein:

R^3 and R^4 are each independently selected from hydrogen, hydroxy, hydroxyC₁₋₆alkyl, aminoC₁₋₆alkyl or aminoaryl;

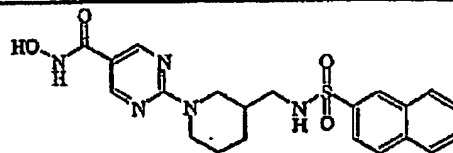
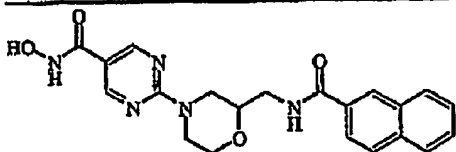
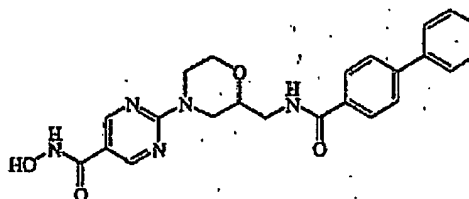
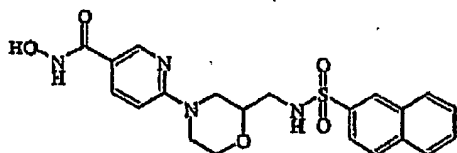
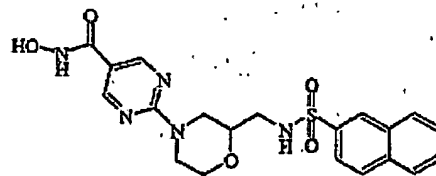
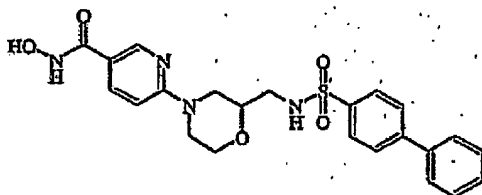
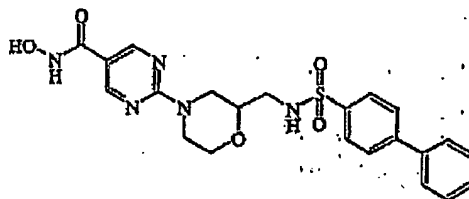
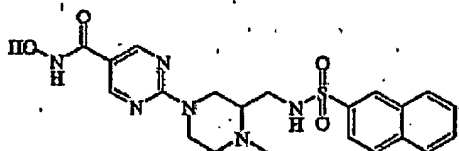
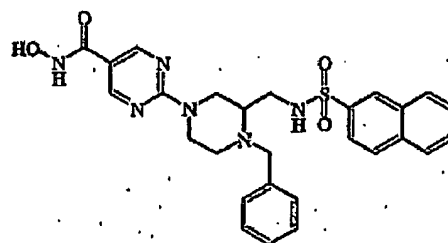
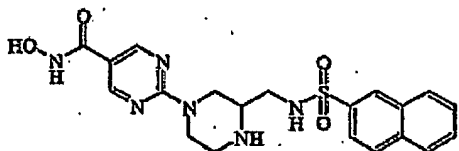
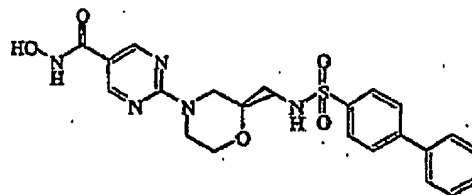
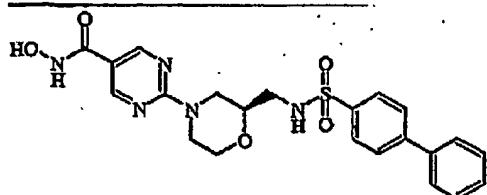
—(A) is a radical selected from (a-1), (a-2), (a-3), (a-4), (a-5), (a-6), (a-7), (a-8), (a-9), (a-10), (a-11), (a-12), (a-13), (a-14), (a-15), (a-16), (a-17), (a-18), (a-19), (a-20), (a-21), (a-22), (a-23), (a-24), (a-25), (a-26), (a-27), (a-28), (a-29), (a-30), (a-31), (a-32), (a-33), (a-34), (a-35), (a-36), (a-37), (a-38), (a-39), (a-40), (a-41), (a-42) (a-43) or (a-44);


each R^5 and R^6 are independently selected from hydrogen; halo; hydroxy; amino; nitro; trihaloC₁₋₆alkyl; trihaloC₁₋₆alkyloxy; C₁₋₆alkyl; C₁₋₆alkyloxy;

C₁₋₆alkyloxyC₁₋₆alkyloxy; C₁₋₆alkylcarbonyl; C₁₋₆alkylsulfonyl; cyanoC₁₋₆alkyl;
 hydroxyC₁₋₆alkyl; hydroxyC₁₋₆alkyloxy; hydroxyC₁₋₆alkylamino;
 aminoC₁₋₆alkyloxy; di(C₁₋₆alkyl)aminocarbonyl; di(hydroxyC₁₋₆alkyl)amino;
 arylC₁₋₆alkyl)amino; di(C₁₋₆alkyl)aminoC₁₋₆alkyloxy;
 di(C₁₋₆alkyl)aminoC₁₋₆alkylamino; arylsulfonyl; arylsulfonylamino; aryloxy;
 arylC₂₋₆alkenediyl; di(C₁₋₆alkyl)amino;
 di(C₁₋₆alkyl)aminoC₁₋₆alkyl; di(C₁₋₆alkyl)aminoC₁₋₆alkyl(C₁₋₆alkyl)aminoC₁₋₆alkyl;
 cyano; thiophenyl; thiophenyl substituted with
 di(C₁₋₆alkyl)aminoC₁₋₆alkyl(C₁₋₆alkyl)aminoC₁₋₆alkyl, di(C₁₋₆alkyl)aminoC₁₋₆alkyl,
 C₁₋₆alkylpiperazinylC₁₋₆alkyl or di(hydroxyC₁₋₆alkyl)aminoC₁₋₆alkyl; furanyl;
 imidazolyl; C₁₋₆alkyltriazolyl; tetrazolyl; pyrrolidinyl; piperidinylC₁₋₆alkyloxy;
 morpholinyl; C₁₋₆alkylmorpholinyl; morpholinylC₁₋₆alkyloxy;
 morpholinylC₁₋₆alkyl; C₁₋₆alkylpiperazinyl; C₁₋₆alkylpiperazinylC₁₋₆alkyloxy;
 C₁₋₆alkylpiperazinylC₁₋₆alkyl; C₁₋₆alkylpiperazinylsulfonyl;
 aminosulfonylpiperazinylC₁₋₆alkyloxy; aminosulfonylpiperazinyl;
 aminosulfonylpiperazinylC₁₋₆alkyl; di(C₁₋₆alkyl)aminosulfonylpiperazinyl;
 di(C₁₋₆alkyl)aminosulfonylpiperazinylC₁₋₆alkyl; hydroxyC₁₋₆alkylpiperazinyl;
 hydroxyC₁₋₆alkylpiperazinylC₁₋₆alkyl; C₁₋₆alkyloxypiperidinyl;
 C₁₋₆alkyloxypiperidinylC₁₋₆alkyl; hydroxyC₁₋₆alkyloxyC₁₋₆alkylpiperazinyl;
 hydroxyC₁₋₆alkyloxyC₁₋₆alkylpiperazinylC₁₋₆alkyl;
 (hydroxyC₁₋₆alkyl)(C₁₋₆alkyl)amino; (hydroxyC₁₋₆alkyl)(C₁₋₆alkyl)aminoC₁₋₆alkyl;
 pyrrolidinylC₁₋₆alkyloxy; pyrazolyl; thiopyrazolyl; pyrazolyl substituted with two
 substituents selected from C₁₋₆alkyl or trihaloC₁₋₆alkyl; pyridinyl; pyridinyl
 substituted with C₁₋₆alkyloxy or aryl; pyrimidinyl; quinolinyl; indole; phenyl; phenyl
 substituted with one, two or three substituents independently selected from halo,
 amino, C₁₋₆alkyl, C₁₋₆alkyloxy, hydroxyC₁₋₄alkyl, trifluoromethyl,
 trifluoromethyloxy, hydroxyC₁₋₄alkyloxy, C₁₋₄alkyloxyC₁₋₄alkyloxy,
 aminoC₁₋₄alkyloxy, di(C₁₋₄alkyl)aminoC₁₋₄alkyloxy, di(C₁₋₄alkyl)amino,
 di(C₁₋₄alkyl)aminoC₁₋₄alkyl, di(C₁₋₄alkyl)aminoC₁₋₄alkyl(C₁₋₄alkyl)aminoC₁₋₄alkyl,
 piperidinylC₁₋₄alkyloxy, pyrrolidinylC₁₋₄alkyloxy, aminosulfonylpiperazinyl,
 aminosulfonylpiperazinylC₁₋₄alkyl, di(C₁₋₄alkyl)aminosulfonylpiperazinyl,
 di(C₁₋₄alkyl)aminosulfonylpiperazinylC₁₋₄alkyl, hydroxyC₁₋₄alkylpiperazinyl,
 hydroxyC₁₋₄alkylpiperazinylC₁₋₄alkyl, C₁₋₄alkyloxypiperidinyl,
 C₁₋₄alkyloxypiperidinylC₁₋₄alkyl, hydroxyC₁₋₄alkyloxyC₁₋₄alkylpiperazinyl,
 hydroxyC₁₋₄alkyloxyC₁₋₄alkylpiperazinylC₁₋₄alkyl,
 (hydroxyC₁₋₄alkyl)(C₁₋₄alkyl)amino, (hydroxyC₁₋₄alkyl)(C₁₋₄alkyl)aminoC₁₋₄alkyl,
 pyrrolidinylC₁₋₄alkyloxy, morpholinylC₁₋₄alkyloxy, morpholinylC₁₋₄alkyl,

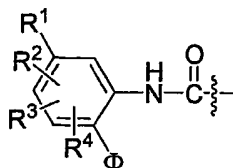
C₁₋₄alkylpiperazinyl, C₁₋₄alkylpiperazinylC₁₋₄alkyloxy,
C₁₋₄alkylpiperazinylC₁₋₄alkyl, hydroxyC₁₋₄alkylamino, di(hydroxyC₁₋₄alkyl)amino,
di(C₁₋₄alkyl)aminoC₁₋₄alkylamino, aminothiadiazolyl,
aminosulfonylpiperazinylC₁₋₄alkyloxy, or thiophenylC₁₋₄alkylamino.

292. The compound of claim 287 that is selected from one of





wherein the terminal hydroxamic acid moiety (-C(O)-NH-OH) is replaced with

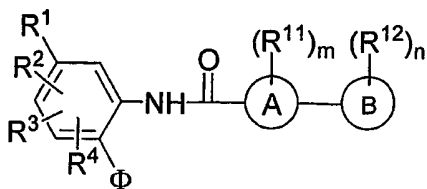


wherein Φ , R^1 , R^2 , R^3 , and R^4 are as defined in accordance with claim 1.

293. The compound of claim 287 wherein R^1 , R^2 , R^3 , and R^4 are all H.
294. A compound according to claim 287 for use in inhibiting histone deacetylase.
295. A compound according to claim 287 for use in treatment of a disease selected from the group consisting of a cell proliferative disease, a protozoal disease and a fungal disease.
296. The compound of claim 295, wherein said treatment is effected by inhibiting histone deacetylase.
297. The compound of claim 295, wherein said cell proliferative disease is a neoplastic cell proliferative disease.
298. The compound of claim 295, wherein said cell proliferative disease is cancer.
299. The compound of claim 298, wherein said cancer is a solid tumor cancer.
300. The compound of claim 298, wherein said cancer is selected from the group consisting of a lymphoma, lung cancer, colon cancer, prostate cancer, stomach cancer, breast cancer and leukemia.
301. A pharmaceutical composition comprising a compound according to claim 287 and a pharmaceutically acceptable carrier.
302. The pharmaceutical composition of claim 301 further comprising a nucleic acid level inhibitor of histone deacetylase.
303. The pharmaceutical composition of claim 302, wherein said nucleic acid level inhibitor is an antisense oligonucleotide complementary to a nucleic acid that encodes for a histone deacetylase.
304. The pharmaceutical composition of claim 303, wherein said antisense oligonucleotide is selected from the group consisting of SEQ ID No:1, SEQ ID No:2, SEQ ID No:3, SEQ ID No:4,

SEQ ID No:5, SEQ ID No:6, SEQ ID No:7, SEQ ID No:8, SEQ ID No:9, SEQ ID No:10, SEQ ID No:11, SEQ ID No:12, SEQ ID No:13, SEQ ID No:14, SEQ ID No:15, SEQ ID No:16, and SEQ ID No:17.

305. A method of inhibiting histone deacetylase, the method comprising contacting said histone deacetylase with an inhibiting effective amount of a compound according to claim 287.
306. A method of treating an individual having a disease selected from the group consisting of a cell proliferative disease, a protozoal disease and a fungal disease, said method comprising administering to said individual a treatment effective amount of the pharmaceutical composition of claim 301.
307. A method of treating an individual having a disease selected from the group consisting of a cell proliferative disease, a protozoal disease and a fungal disease, said method comprising administering to said individual a treatment effective amount of the pharmaceutical composition of claim 302.
308. The method of claim 306, wherein said cell proliferative disease is a neoplastic cell proliferative disease.
309. The method of claim 306, wherein said cell proliferative disease is cancer.
310. The method of claim 309, wherein said cancer is a solid tumor cancer.
311. The method of claim 310, wherein said cancer is selected from the group consisting of a lymphoma, lung cancer, colon cancer, prostate cancer, stomach cancer, breast cancer and leukemia.
312. The method of claim 307, wherein said cell proliferative disease is a neoplastic cell proliferative disease.
313. The method of claim 30, wherein said cell proliferative disease is cancer.
314. The method of claim 313, wherein said cancer is a solid tumor cancer.
315. The method of claim 314, wherein said cancer is selected from the group consisting of a lymphoma, lung cancer, colon cancer, prostate cancer, stomach cancer, breast cancer and leukemia.
316. A compound of the formula:



or a pharmaceutically acceptable salt thereof, wherein

Φ is $-\text{NH}_2$ or $-\text{OH}$;

R^1 is H or as defined in claim 1;

R^2 , R^3 , and R^4 are as defined in claim 1;

Ring A is a heterocyclyl, wherein if said heterocyclyl contains an $-\text{NH}-$ moiety that nitrogen may be optionally substituted by a group selected from G;

R^{11} is a substituent on carbon and is selected from halo, nitro, cyano, hydroxy, oxo, trifluoromethyl, trifluoromethoxy, amino, carboxy, carbamoyl, mercapto, sulphamoyl, C_{1-6} alkyl, C_{2-6} alkenyl, C_{2-6} alkynyl, C_{1-6} alkoxy, C_{1-6} alkanoyl, C_{1-6} alkanoyloxy, N -(C_{1-6} alkyl)amino, N,N -(C_{1-6} alkyl) $_2$ amino, C_{1-6} alkanoylamino, N -(C_{1-6} alkyl)carbamoyl, N,N -(C_{1-6} alkyl) $_2$ carbamoyl, C_{1-6} alkylS(O) $_a$ wherein a is 0 to 2, C_{1-6} alkoxycarbonyl, N -(C_{1-6} alkyl)sulphamoyl, N,N -(C_{1-6} alkyl) $_2$ sulphamoyl, aryl, aryloxy, aryl C_{1-6} alkyl, heterocyclic group, (heterocyclic group) C_{1-6} alkyl or a group (D-E-); wherein R^1 , including group (D-E-), may be optionally substituted on carbon by one or more V; and wherein, if said heterocyclic group contains an $-\text{NH}-$ moiety that nitrogen may be optionally substituted by a group selected from J;

V is halo, nitro, cyano, hydroxy, oxo, trifluoromethyl, trifluoromethoxy, amino, carboxy, carbamoyl, mercapto, sulphamoyl, C_{1-6} alkyl, C_{2-6} alkenyl, C_{2-6} alkynyl, C_{1-6} alkoxy, C_{1-6} alkanoyl, C_{1-6} alkanoyloxy, N -(C_{1-6} alkyl)amino, N,N -(C_{1-6} alkyl) $_2$ amino, C_{1-6} alkanoylamino, N -(C_{1-6} alkyl)carbamoyl, N,N -(C_{1-6} alkyl) $_2$ carbamoyl, C_{1-6} alkylS(O) $_a$ wherein a is 0 to 2, C_{1-6} alkoxycarbonyl, N -(C_{1-6} alkyl)sulphamoyl, N,N -(C_{1-6} alkyl) $_2$ sulphamoyl

or a group (D'-E'-); wherein V, including group (D'-E'-), may be optionally substituted on carbon by one or more W;

W and Z are independently selected from halo, nitro, cyano, hydroxy, oxo, trifluoromethyl, trifluoromethoxy, amino, carboxy, carbamoyl, mercapto, sulphamoyl, C₁₋₆alkyl, C₂₋₆alkenyl, C₂₋₆alkynyl, C₁₋₆alkoxy, C₁₋₆alkanoyl, C₁₋₆alkanoyloxy, N-(C₁₋₆alkyl)amino, N,N-(C₁₋₆alkyl)₂amino, C₁₋₆alkanoylamino, N-(C₁₋₆alkyl)carbamoyl, N,N-(C₁₋₆alkyl)₂carbamoyl, C₁₋₆alkylS(O)_a wherein a is 0 to 2, C₁₋₆alkoxycarbonyl, N-(C₁₋₆alkyl)sulphamoyl or N,N-(C₁₋₆alkyl)₂sulphamoyl;

G, J and K are independently selected from C₁₋₈alkyl, C₂₋₈alkenyl, C₂₋₈alkynyl, C₁₋₈alkanoyl, C₁₋₈alkylsulphonyl, C₁₋₈alkoxycarbonyl, carbamoyl, N-(C₁₋₈alkyl)carbamoyl, N,N-(C₁₋₈alkyl)carbamoyl, benzyloxycarbonyl, benzoyl and phenylsulphonyl, aryl, arylC₁₋₆alkyl or (heterocyclic group)C₁₋₆alkyl; wherein G, J and K may be optionally substituted on carbon by one or more Q; and wherein if said heterocyclic group contains an -NH- moiety that nitrogen may be optionally substituted by a group selected from hydrogen or C₁₋₆alkyl;

Q is halo, nitro, cyano, hydroxy, oxo, trifluoromethyl, trifluoromethoxy, amino, carboxy, carbamoyl, mercapto, sulphamoyl, C₁₋₆alkyl, C₂₋₆alkenyl, C₂₋₆alkynyl, C₁₋₆alkoxy, C₁₋₆alkanoyl, C₁₋₆alkanoyloxy, N-(C₁₋₆alkyl)amino, N,N-(C₁₋₆alkyl)₂amino, C₁₋₆alkanoylamino, N-(C₁₋₆alkyl)carbamoyl, N,N-(C₁₋₆alkyl)₂carbamoyl, C₁₋₆alkylS(O)_a wherein a is 0 to 2, C₁₋₆alkoxycarbonyl, C₁₋₆alkoxycarbonylamino, N-(C₁₋₆alkyl)sulphamoyl, N,N-(C₁₋₆alkyl)₂sulphamoyl, aryl, aryloxy, arylC₁₋₆alkyl, arylC₁₋₆alkoxy, heterocyclic group, (heterocyclic group)C₁₋₆alkyl, (heterocyclic group)C₁₋₆alkoxy, or a group (D''-E''); wherein Q, including group (D''-E''), may be optionally substituted on carbon by one or more Z;

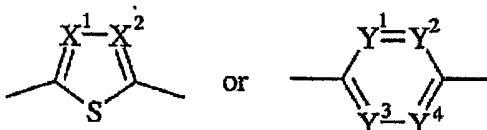
D, D' and D'' are independently selected from C₁₋₆alkyl, C₂₋₆alkenyl, C₂₋₆alkynyl, C₃₋₈cycloalkyl, C₃₋₈cycloalkylC₁₋₆alkyl, aryl, arylC₁₋₆alkyl, heterocyclic group, (heterocyclic group)C₁₋₆alkyl; wherein D, D' and D'' may be optionally substituted on carbon by one or more F'; and wherein if said heterocyclic group contains an -NH- moiety that nitrogen may be optionally substituted by a group selected from K;

E, E' and E'' are independently selected from -N(R^a)-, -O-, -C(O)O-, -OC(O)-, -C(O)-, -N(R^a)C(O)-, -N(R^a)C(O)N(R^b)-, -N(R^a)C(O)O-, -OC(O)N(R^b)-, -C(O)N(R^b)-, -S(O)_r-, -SO₂N(R^a)-, -N(R^a)SO₂-; wherein R^a and R^b are independently selected from hydrogen or C₁₋₆alkyl optionally substituted by one or more F and r is 0-2;

F and F³ are independently selected from halo, nitro, cyano, hydroxy, trifluoromethyl, trifluoromethoxy, amino, carboxy, carbamoyl, mercapto, sulphamoyl, C₁₋₆alkyl, C₂₋₆alkenyl, C₂₋₆alkynyl, C₁₋₆alkoxy, C₁₋₆alkanoyl, C₁₋₆alkanoyloxy, *N*-(C₁₋₆alkyl)amino, *N,N*-(C₁₋₆alkyl)₂amino, C₁₋₆alkanoylamino, *N*-(C₁₋₆alkyl)carbamoyl, *N,N*-(C₁₋₆alkyl)₂carbamoyl, C₁₋₆alkylS(O)_a wherein a is 0 to 2, C₁₋₆alkoxycarbonyl, *N*-(C₁₋₆alkyl)sulphamoyl and *N,N*-(C₁₋₆alkyl)₂sulphamoyl;

m is 0, 1, 2, 3 or 4; wherein the values of R¹ may be the same or different;

Ring B is a ring selected from



wherein,

X¹ and X² are selected from CH or N, and

Y¹, Y², Y³ and Y⁴ are selected from CH or N provided that at least one of Y¹, Y², Y³ and Y⁴ is N;

R¹² is halo;

n is 0, 1, or 2, wherein the values of R¹² are the same or different.

317. The compound of claim 316 wherein

- Ring A is a pyridyl, quinolyl, indolyl, pyrimidinyl, morpholinyl, piperidinyl, piperazinyl, pyridazinyl, pyrazinyl, thiazolyl, thienyl, thienopyrimidinyl, thienopyridinyl, purinyl, 1',2',3',6'-tetrahydropyridinyl, triazinyl, oxazolyl, pyrazolyl, or furanyl; wherein if Ring A contains an -NH- moiety that nitrogen may be optionally substituted by a group selected from G.
- Ring B is thienyl, thiadiazolyl, thiazolyl, pyrimidyl, pyrazinyl, pyridazinyl or pyridyl.
- or
- Ring B is thienyl or pyridyl wherein both the thienyl and the pyridyl are attached to Ring A in the 2-position of the thienyl or pyridyl ring and to the amide group of formula (I) in the 5-position of the thienyl or pyridyl ring.

- R^{11} is halo, amino, C_{1-6} alkyl, C_{1-6} alkoxy, C_{1-3} alkanoyloxy, N -(C_{1-3} alkyl)amino, N,N -(C_{1-3} alkyl)₂amino, C_{1-3} alkanoylamino, N -(C_{1-3} alkyl)carbamoyl, N,N -(C_{1-3} alkyl)₂carbamoyl.
- or
- R^{11} is a substituent on carbon and is selected from halo, nitro, cyano, hydroxy, oxo, trifluoromethyl, trifluoromethoxy, amino, carboxy, carbamoyl, mercapto, sulphamoyl, C_{1-6} alkyl, C_{2-6} alkenyl, C_{2-6} alkynyl, C_{1-6} alkoxy, C_{1-6} alkanoyl, C_{1-6} alkanoyloxy, N -(C_{1-6} alkyl)amino, N,N -(C_{1-6} alkyl)₂amino, C_{1-6} alkanoylamino, N -(C_{1-6} alkyl)carbamoyl, N,N -(C_{1-6} alkyl)₂carbamoyl, C_{1-6} alkylS(O)_a wherein a is 0 to 2, C_{1-6} alkoxycarbonyl, N -(C_{1-6} alkyl)sulphamoyl, N,N -(C_{1-6} alkyl)₂sulphamoyl, aryl, aryloxy, aryl C_{1-6} alkyl, heterocyclic group, (heterocyclic group) C_{1-6} alkyl or a group (D-E-); wherein R^1 , including group (D-E-), may be optionally substituted on carbon by one or more V; and wherein, if said heterocyclic group contains an -NH- moiety that nitrogen may be optionally substituted by a group selected from J;

V is halo, nitro, cyano, hydroxy, oxo, trifluoromethyl, trifluoromethoxy, amino, carboxy, carbamoyl, mercapto, sulphamoyl, C_{1-6} alkyl, C_{2-6} alkenyl, C_{2-6} alkynyl, C_{1-6} alkoxy, C_{1-6} alkanoyl, C_{1-6} alkanoyloxy, N -(C_{1-6} alkyl)amino, N,N -(C_{1-6} alkyl)₂amino, C_{1-6} alkanoylamino, N -(C_{1-6} alkyl)carbamoyl, N,N -(C_{1-6} alkyl)₂carbamoyl, C_{1-6} alkylS(O)_a wherein a is 0 to 2, C_{1-6} alkoxycarbonyl, N -(C_{1-6} alkyl)sulphamoyl, N,N -(C_{1-6} alkyl)₂sulphamoyl or a group (D'-E'-); wherein V, including group (D'-E'-), may be optionally substituted on carbon by one or more W;

W and Z are independently selected from halo, nitro, cyano, hydroxy, oxo, trifluoromethyl, trifluoromethoxy, amino, carboxy, carbamoyl, mercapto, sulphamoyl, C_{1-6} alkyl, C_{2-6} alkenyl, C_{2-6} alkynyl, C_{1-6} alkoxy, C_{1-6} alkanoyl, C_{1-6} alkanoyloxy, N -(C_{1-6} alkyl)amino, N,N -(C_{1-6} alkyl)₂amino, C_{1-6} alkanoylamino, N -(C_{1-6} alkyl)carbamoyl, N,N -(C_{1-6} alkyl)₂carbamoyl, C_{1-6} alkylS(O)_a wherein a is 0 to 2, C_{1-6} alkoxycarbonyl, N -(C_{1-6} alkyl)sulphamoyl or N,N -(C_{1-6} alkyl)₂sulphamoyl;

G, J and K are independently selected from C₁₋₈alkyl, C₂₋₈alkenyl, C₂₋₈alkynyl, C₁₋₈alkanoyl, C₁₋₈alkylsulphonyl, C₁₋₈alkoxycarbonyl, carbamoyl, *N*-(C₁₋₈alkyl)carbamoyl, *N,N*-(C₁₋₈alkyl)carbamoyl, benzyloxycarbonyl, benzoyl and phenylsulphonyl, aryl, arylC₁₋₆alkyl or (heterocyclic group)C₁₋₆alkyl; wherein G, J and K may be optionally substituted on carbon by one or more Q; and wherein if said heterocyclic group contains an -NH- moiety that nitrogen may be optionally substituted by a group selected from hydrogen or C₁₋₆alkyl;

Q is halo, nitro, cyano, hydroxy, oxo, trifluoromethyl, trifluoromethoxy, amino, carboxy, carbamoyl, mercapto, sulphamoyl, C₁₋₆alkyl, C₂₋₆alkenyl, C₂₋₆alkynyl, C₁₋₆alkoxy, C₁₋₆alkanoyl, C₁₋₆alkanoyloxy, *N*-(C₁₋₆alkyl)amino, *N,N*-(C₁₋₆alkyl)₂amino, C₁₋₆alkanoylamino, *N*-(C₁₋₆alkyl)carbamoyl, *N,N*-(C₁₋₆alkyl)₂carbamoyl, C₁₋₆alkylS(O)_a wherein a is 0 to 2, C₁₋₆alkoxycarbonyl, C₁₋₆alkoxycarbonylamino, *N*-(C₁₋₆alkyl)sulphamoyl, *N,N*-(C₁₋₆alkyl)₂sulphamoyl, aryl, aryloxy, arylC₁₋₆alkyl, arylC₁₋₆alkoxy, heterocyclic group, (heterocyclic group)C₁₋₆alkyl, (heterocyclic group)C₁₋₆alkoxy, or a group (D''-E''-); wherein Q, including group (D''-E''-), may be optionally substituted on carbon by one or more Z;

D, D' and D'' are independently selected from C₁₋₆alkyl, C₂₋₆alkenyl, C₂₋₆alkynyl, C₃₋₈cycloalkyl, C₃₋₈cycloalkylC₁₋₆alkyl, aryl, arylC₁₋₆alkyl, heterocyclic group, (heterocyclic group)C₁₋₆alkyl; wherein D, D' and D'' may be optionally substituted on carbon by one or more F'; and wherein if said heterocyclic group contains an -NH- moiety that nitrogen may be optionally substituted by a group selected from K;

E, E' and E'' are independently selected from -N(R^a)-, -O-, -C(O)O-, -OC(O)-, -C(O)-, -N(R^a)C(O)-, -N(R^a)C(O)N(R^b)-, -N(R^a)C(O)O-, -OC(O)N(R^a)-, -C(O)N(R^a)-, -S(O)_r-, -SO₂N(R^a)-, -N(R^a)SO₂-; wherein R^a and R^b are independently selected from hydrogen or C₁₋₆alkyl optionally substituted by one or more F and r is 0-2; and

F and F' are independently selected from halo, nitro, cyano, hydroxy, trifluoromethyl, trifluoromethoxy, amino, carboxy, carbamoyl, mercapto, sulphamoyl, C₁₋₆alkyl, C₂₋₆alkenyl, C₂₋₆alkynyl, C₁₋₆alkoxy, C₁₋₆alkanoyl, C₁₋₆alkanoyloxy, *N*-(C₁₋₆alkyl)amino, *N,N*-(C₁₋₆alkyl)₂amino, C₁₋₆alkanoylamino, *N*-(C₁₋₆alkyl)carbamoyl, *N,N*-(C₁₋₆alkyl)₂carbamoyl, C₁₋₆alkylS(O)_a wherein a is 0 to 2, C₁₋₆alkoxycarbonyl, *N*-(C₁₋₆alkyl)sulphamoyl and *N,N*-(C₁₋₆alkyl)₂sulphamoyl.

• m is 0, 1, 2, 3 or 4; wherein the values of R¹¹ are the same or different.

- R¹² is halo.
- n is 0, 1, or 2; wherein the values of R¹² are the same or different;

318. The compound of claim 317 wherein

- Ring A is pyridin-4-yl, pyridin-3-yl, pyridin-2-yl, quinolin-8-yl, pyrimidin-6-yl, pyrimidin-5-yl, pyrimidin-4-yl, morpholin-4-yl, piperidin-4-yl, piperidin-3-yl, piperidin-2-yl, piperazin-4-yl, pyridazin-5-yl, pyrazin-6-yl, thiazol-2-yl, thien-2-yl, thieno[3,2d]pyrimidinyl, thieno[3,2b]pyrimidinyl, thieno[3,2b]pyridinyl, purin-6-yl, 1',2',3',6'-tetrahydropyridin-4-yl or triazin-6-yl; wherein if Ring A contains an -NH- moiety that nitrogen may be optionally substituted by a group selected from G.

Ring B is thienyl, thiazolyl, pyrimidyl, pyrazinyl, pyridazinyl or pyridyl.

- R¹¹ is halo, amino, C₁₋₆alkyl or C₁₋₆alkoxy.

319. The compound of claim 317 wherein

Ring A is pyridin-4-yl, pyridin-3-yl, pyridin-2-yl, morpholin-4-yl, piperidin-4-yl, piperidin-3-yl, piperidin-2-yl, piperazin-4-yl, thiazol-2-yl, thien-2-yl, furan-3-yl, pyrrolidin-1-yl, piperidin-1-yl, triazol-1-yl or 1',2',3',6'-tetrahydropyridin-4-yl wherein if Ring A contains an -NH- moiety that nitrogen may be optionally substituted by a group selected from G.

- Ring B is thienyl or pyridyl.
- R¹¹ is halo, amino, methyl or methoxy.

320. The compound of claim 317 wherein

Ring A is a pyridyl, pyrimidyl, morpholinyl, piperidinyl, piperazinyl, pyridazinyl, thienyl, pyrazinyl, thiazolyl, 1,2,4-triazolyl or furanyl.

321. The compound of claim 317 wherein

Ring A is pyridin-4-yl, pyridin-3-yl, pyridin-2-yl or 1,2,4-triazolyl.

322. The compound of claim 317 wherein

R^{11} substituent on carbon and is selected from cyano, hydroxy, C_{1-6} alkyl or a group (D-E-); wherein R^{11} including group (E-), may be optionally substituted on carbon by one or more V;

V is cyano, hydroxy or a group (D'-E'-); wherein V, including group (D'-E'-), may be optionally substituted on carbon by one or more W;

W and Z are independently selected from cyano, C_{1-6} alkyl or C_{1-6} alkoxy;

G and K are independently selected from C_{1-8} alkyl, C_{2-8} alkenyl, C_{2-8} alkynyl, aryl C_{1-6} alkyl or (heterocyclic group) C_{1-6} alkyl; wherein G and K may be optionally substituted on carbon by one or more Q;

Q is cyano, hydroxy, oxo, C_{1-6} alkyl, C_{2-6} alkenyl, C_{1-6} alkoxy, C_{1-6} alkanoyl, C_{1-6} alkanoyloxy, *N*-(C_{1-6} alkyl)carbamoyl, *N,N*-(C_{1-6} alkyl)₂carbamoyl, C_{1-6} alkoxycarbonyl, C_{1-6} alkoxycarbonylamino, aryl, aryloxy or a group (D''-E''); wherein Q, including group (D''-E''), may be optionally substituted on carbon by one or more Z;

D, D' and D'' are independently selected from aryl, aryl C_{1-6} alkyl or heterocyclic group; wherein D, D' and D'' may be optionally substituted on carbon by one or more F'; and wherein if said heterocyclic group contains an -NH- moiety that nitrogen may be optionally substituted by a group selected from K;

E, E' and E'' are independently selected from -O-, -C(O)O-, -OC(O)-, -C(O)-, -N(R^a)C(O)-, -C(O)N(R^a)-, -S(O)_r-; wherein R^a is selected from hydrogen or C_{1-6} alkyl optionally substituted by one or more F and r is 0-2; and

F and F' are independently selected from nitro, hydroxy, C_{1-6} alkyl, C_{1-6} alkoxy, C_{1-6} alkanoyl, *N*-(C_{1-6} alkyl)amino, *N,N*-(C_{1-6} alkyl)₂amino, C_{1-6} alkanoylamino or C_{1-6} alkoxycarbonyl.

323. The compound of claim 317 wherein R¹² is fluoro.
324. The compound of claim 317 wherein R¹² is chloro.
325. The compound of claim 316 wherein each of R², R³, and R⁴ corresponds to R¹², R¹³, and R¹⁴, respectively, in claim 316 wherein:

Ring A is a pyridyl, indolyl, pyrimidyl, morpholinyl, piperidinyl, piperazinyl, pyridazinyl, thienyl, pyrazinyl, thiazolyl, oxazolyl, 1,2,4-triazolyl, isoxazolyl, isothiazolyl, pyrazolyl, or furanyl;

Ring B is thienyl, thiadiazolyl, thiazolyl, pyrimidyl, pyrazinyl, pyridazinyl or pyridyl;

R^{11} is halo, amino, C_{1-6} alkyl, C_{1-6} alkoxy, C_{1-3} alkanoyloxy, N -(C_{1-3} alkyl)amino,

N,N -(C_{1-3} alkyl) $_2$ amino, C_{1-3} alkanoylamino, N -(C_{1-3} alkyl)carbamoyl,

N,N -(C_{1-3} alkyl) $_2$ carbamoyl;

m is 0, 1, 2, wherein the values of R^{11} are the same or different.

n is 0, 1, 2, wherein the values of R^{12} are the same or different;

R^{12} is F or Cl.

326. The compound of claim 316 wherein each of R^2 , R^3 , and R^4 corresponds to R^{12} , R^{13} , and R^{14} , respectively, in claim 316 wherein:

Ring A is pyridin-4-yl, pyridin-3-yl, pyridin-2-yl or 1,2,4-triazolyl;

Ring B is thienyl or pyridyl;

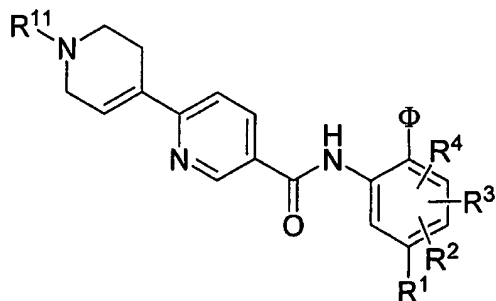
R^{11} is halo, amino, methyl or methoxy;

m is 0, 1, 2, wherein the values of R^{11} are the same or different.

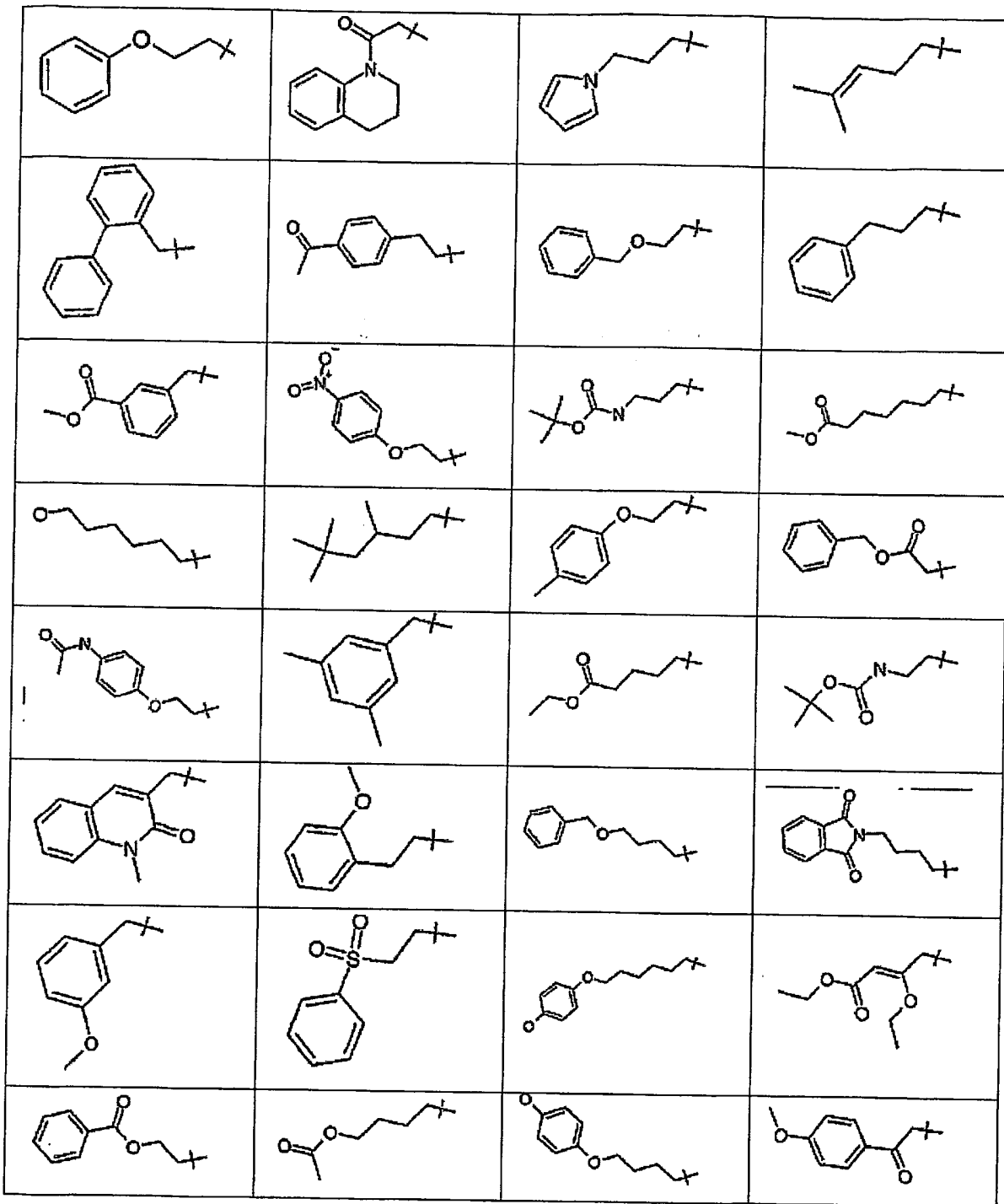
n is 0 or 1;

R^{12} is F.

327. The compound of claim 316 that is



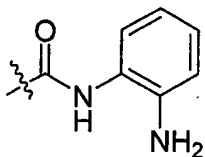
wherein R^{11} is selected from one of:



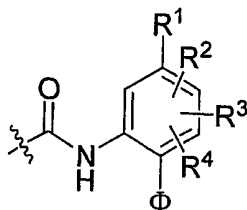
| | | | |
|-----|--|--|--|
| | | | |
| | | | |
| | | | |
| | | | |
| | | | |
| and | | | |

328. The compound of claim 316 wherein R², R³, and R⁴ are all H.

329. The compound of claim 316 that is selected from one of the compounds of WO 03/024448 wherein the terminal moieties -C(O)-NH-Ay¹, -C(O)-NH-Ay², -C(O)-NH-Ar^a-NH₂, and



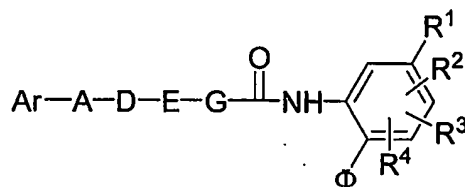
are replaced with the moiety:



wherein Φ , R^1 , R^2 , R^3 , and R^4 are as defined in accordance with claim 1.

330. A compound according to claim 316 for use in inhibiting histone deacetylase.
331. A compound according to claim 316 for use in treatment of a disease selected from the group consisting of a cell proliferative disease, a protozoal disease and a fungal disease.
332. The compound of claim 331, wherein said treatment is effected by inhibiting histone deacetylase.
334. The compound of claim 331, wherein said cell proliferative disease is a neoplastic cell proliferative disease.
335. The compound of claim 331, wherein said cell proliferative disease is cancer.
336. The compound of claim 335, wherein said cancer is a solid tumor cancer.
337. The compound of claim 335, wherein said cancer is selected from the group consisting of a lymphoma, lung cancer, colon cancer, prostate cancer, stomach cancer, breast cancer and leukemia.
338. A pharmaceutical composition comprising a compound according to claim 316 and a pharmaceutically acceptable carrier.
339. The pharmaceutical composition of claim 338 further comprising a nucleic acid level inhibitor of histone deacetylase.
340. The pharmaceutical composition of claim 339, wherein said nucleic acid level inhibitor is an antisense oligonucleotide complementary to a nucleic acid that encodes for a histone deacetylase.
341. The pharmaceutical composition of claim 340, wherein said antisense oligonucleotide is selected from the group consisting of SEQ ID No:1, SEQ ID No:2, SEQ ID No:3, SEQ ID No:4, SEQ ID No:5, SEQ ID No:6, SEQ ID No:7, SEQ ID No:8, SEQ ID No:9, SEQ ID No:10, SEQ ID No:11, SEQ ID No:12, SEQ ID No:13, SEQ ID No:14, SEQ ID No:15, SEQ ID No:16, and SEQ ID No:17.

342. A method of inhibiting histone deacetylase, the method comprising contacting said histone deacetylase with an inhibiting effective amount of a compound according to claim 316.
343. A method of treating an individual having a disease selected from the group consisting of a cell proliferative disease, a protozoal disease and a fungal disease, said method comprising administering to said individual a treatment effective amount of the pharmaceutical composition of claim 338.
344. A method of treating an individual having a disease selected from the group consisting of a cell proliferative disease, a protozoal disease and a fungal disease, said method comprising administering to said individual a treatment effective amount of the pharmaceutical composition of claim 339.
345. The method of claim 343, wherein said cell proliferative disease is a neoplastic cell proliferative disease.
346. The method of claim 343, wherein said cell proliferative disease is cancer.
347. The method of claim 346, wherein said cancer is a solid tumor cancer.
348. The method of claim 347, wherein said cancer is selected from the group consisting of a lymphoma, lung cancer, colon cancer, prostate cancer, stomach cancer, breast cancer and leukemia.
349. The method of claim 344, wherein said cell proliferative disease is a neoplastic cell proliferative disease.
350. The method of claim 344, wherein said cell proliferative disease is cancer.
351. The method of claim 350, wherein said cancer is a solid tumor cancer.
352. The method of claim 351, wherein said cancer is selected from the group consisting of a lymphoma, lung cancer, colon cancer, prostate cancer, stomach cancer, breast cancer and leukemia.
353. A compound of the formula:



or a pharmaceutically acceptable salt thereof, wherein

Φ is -NH₂ or -OH;

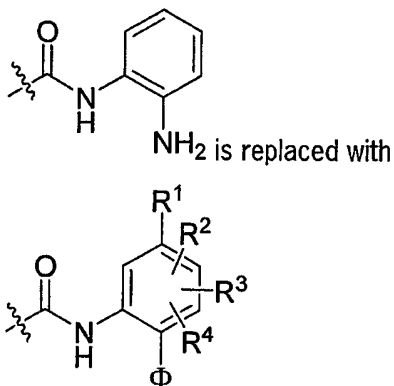
R^1 is H or as defined in claim 1;

R^2 , R^3 , and R^4 are as defined in claim 1; and

Ar, A, D, E, and G are as defined in JP 2003137866.

354. The compound of claim 353 wherein R^1 , R^2 , R^3 , and R^4 are all H.

355. The compound of claim 353 that is selected from one of the compounds of JP 2003137866 wherein the terminal moiety:



wherein Φ , R^1 , R^2 , R^3 , and R^4 are as defined in accordance with claim 1.

356. A compound according to claim 353 for use in inhibiting histone deacetylase.

357. A compound according to claim 353 for use in treatment of a disease selected from the group consisting of a cell proliferative disease, a protozoal disease and a fungal disease.

358. The compound of claim 357, wherein said treatment is effected by inhibiting histone deacetylase.

359. The compound of claim 357, wherein said cell proliferative disease is a neoplastic cell proliferative disease.

360. The compound of claim 357, wherein said cell proliferative disease is cancer.

361. The compound of claim 360, wherein said cancer is a solid tumor cancer.

362. The compound of claim 360, wherein said cancer is selected from the group consisting of a lymphoma, lung cancer, colon cancer, prostate cancer, stomach cancer, breast cancer and leukemia.

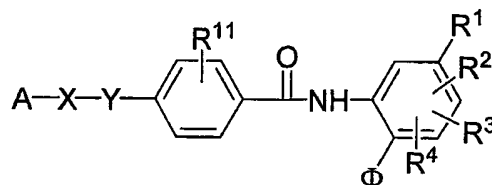
363. A pharmaceutical composition comprising a compound according to claim 353 and a pharmaceutically acceptable carrier.

364. The pharmaceutical composition of claim 363 further comprising a nucleic acid level inhibitor of histone deacetylase.

365. The pharmaceutical composition of claim 364, wherein said nucleic acid level inhibitor is an antisense oligonucleotide complementary to a nucleic acid that encodes for a histone deacetylase.
366. The pharmaceutical composition of claim 365, wherein said antisense oligonucleotide is selected from the group consisting of SEQ ID No:1, SEQ ID No:2, SEQ ID No:3, SEQ ID No:4, SEQ ID No:5, SEQ ID No:6, SEQ ID No:7, SEQ ID No:8, SEQ ID No:9, SEQ ID No:10, SEQ ID No:11, SEQ ID No:12, SEQ ID No:13, SEQ ID No:14, SEQ ID No:15, SEQ ID No:16, and SEQ ID No:17.
367. A method of inhibiting histone deacetylase, the method comprising contacting said histone deacetylase with an inhibiting effective amount of a compound according to claim 353.
368. A method of treating an individual having a disease selected from the group consisting of a cell proliferative disease, a protozoal disease and a fungal disease, said method comprising administering to said individual a treatment effective amount of the pharmaceutical composition of claim 363.
369. A method of treating an individual having a disease selected from the group consisting of a cell proliferative disease, a protozoal disease and a fungal disease, said method comprising administering to said individual a treatment effective amount of the pharmaceutical composition of claim 364.
370. The method of claim 368, wherein said cell proliferative disease is a neoplastic cell proliferative disease.
371. The method of claim 368, wherein said cell proliferative disease is cancer.
372. The method of claim 371, wherein said cancer is a solid tumor cancer.
373. The method of claim 372, wherein said cancer is selected from the group consisting of a lymphoma, lung cancer, colon cancer, prostate cancer, stomach cancer, breast cancer and leukemia.
374. The method of claim 369, wherein said cell proliferative disease is a neoplastic cell proliferative disease.
375. The method of claim 369, wherein said cell proliferative disease is cancer.
376. The method of claim 375, wherein said cancer is a solid tumor cancer.

377. The method of claim 376, wherein said cancer is selected from the group consisting of a lymphoma, lung cancer, colon cancer, prostate cancer, stomach cancer, breast cancer and leukemia.

378. A compound of the formula:



or a pharmaceutically acceptable salt thereof, wherein

Φ is $-\text{NH}_2$ or $-\text{OH}$;

R^1 is H or as defined in claim 1;

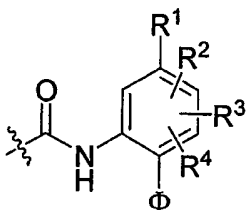
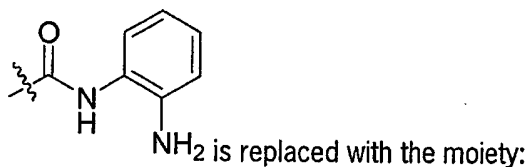
R^2 , R^3 , and R^4 are as defined in claim 1;

X, Y, and A are as defined in JP 11-269146 (1999); and

R^{11} is the same as R^1 of JP 11-269146 (1999).

379. The compound of claim 378 wherein R^1 , R^2 , R^3 , and R^4 are all H.

380. The compound of claim 378 that is selected from one of the compounds 1-50 of Tables 2-4 of JP 11-269146 (1999) wherein the terminal moiety:



wherein Φ , R^1 , R^2 , R^3 , and R^4 are as defined in accordance with claim 1.

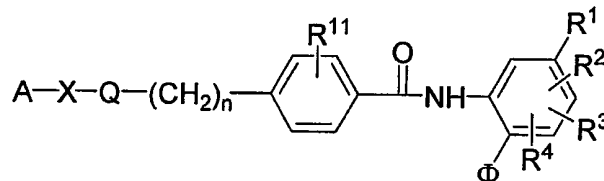
381. A compound according to claim 378 for use in inhibiting histone deacetylase.

382. A compound according to claim 378 for use in treatment of a disease selected from the group consisting of a cell proliferative disease, a protozoal disease and a fungal disease.

383. The compound of claim 382, wherein said treatment is effected by inhibiting histone deacetylase.

384. The compound of claim 382, wherein said cell proliferative disease is a neoplastic cell proliferative disease.
385. The compound of claim 382, wherein said cell proliferative disease is cancer.
386. The compound of claim 385, wherein said cancer is a solid tumor cancer.
387. The compound of claim 385, wherein said cancer is selected from the group consisting of a lymphoma, lung cancer, colon cancer, prostate cancer, stomach cancer, breast cancer and leukemia.
388. A pharmaceutical composition comprising a compound according to claim 378 and a pharmaceutically acceptable carrier.
389. The pharmaceutical composition of claim 388 further comprising a nucleic acid level inhibitor of histone deacetylase.
390. The pharmaceutical composition of claim 389, wherein said nucleic acid level inhibitor is an antisense oligonucleotide complementary to a nucleic acid that encodes for a histone deacetylase.
391. The pharmaceutical composition of claim 390, wherein said antisense oligonucleotide is selected from the group consisting of SEQ ID No:1, SEQ ID No:2, SEQ ID No:3, SEQ ID No:4, SEQ ID No:5, SEQ ID No:6, SEQ ID No:7, SEQ ID No:8, SEQ ID No:9, SEQ ID No:10, SEQ ID No:11, SEQ ID No:12, SEQ ID No:13, SEQ ID No:14, SEQ ID No:15, SEQ ID No:16, and SEQ ID No:17.
392. A method of inhibiting histone deacetylase, the method comprising contacting said histone deacetylase with an inhibiting effective amount of a compound according to claim 378.
393. A method of treating an individual having a disease selected from the group consisting of a cell proliferative disease, a protozoal disease and a fungal disease, said method comprising administering to said individual a treatment effective amount of the pharmaceutical composition of claim 388.
394. A method of treating an individual having a disease selected from the group consisting of a cell proliferative disease, a protozoal disease and a fungal disease, said method comprising administering to said individual a treatment effective amount of the pharmaceutical composition of claim 389.
395. The method of claim 393, wherein said cell proliferative disease is a neoplastic cell proliferative disease.

396. The method of claim 393, wherein said cell proliferative disease is cancer.
397. The method of claim 396, wherein said cancer is a solid tumor cancer.
398. The method of claim 397, wherein said cancer is selected from the group consisting of a lymphoma, lung cancer, colon cancer, prostate cancer, stomach cancer, breast cancer and leukemia.
399. The method of claim 394, wherein said cell proliferative disease is a neoplastic cell proliferative disease.
400. The method of claim 394, wherein said cell proliferative disease is cancer.
401. The method of claim 400, wherein said cancer is a solid tumor cancer.
402. The method of claim 401, wherein said cancer is selected from the group consisting of a lymphoma, lung cancer, colon cancer, prostate cancer, stomach cancer, breast cancer and leukemia.
403. A compound of the formula:



or a pharmaceutically acceptable salt thereof, wherein

Φ is $-NH_2$ or $-OH$;

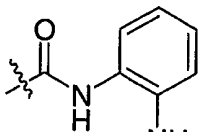
R^1 is H or as defined in claim 1;

R^2 , R^3 , and R^4 are as defined in claim 1;

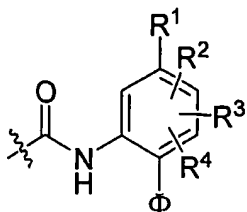
n , X , Q , and A are as defined in JP 11-302173 (1999); and

R^{11} is the same as R^1 of JP 11-302173 (1999).

404. The compound of claim 403 wherein R^1 , R^2 , R^3 , and R^4 are all H.
405. The compound of claim 403 that is selected from one of the compounds 1-67 of JP 11-302173 (1999) wherein the terminal moiety:



NH_2 is replaced with the moiety



wherein Φ , R^1 , R^2 , R^3 , and R^4 are as defined in accordance with claim 1.

406. A compound according to claim 403 for use in inhibiting histone deacetylase.

407. A compound according to claim 403 for use in treatment of a disease selected from the group consisting of a cell proliferative disease, a protozoal disease and a fungal disease.

408. The compound of claim 407, wherein said treatment is effected by inhibiting histone deacetylase.

409. The compound of claim 407, wherein said cell proliferative disease is a neoplastic cell proliferative disease.

410. The compound of claim 407, wherein said cell proliferative disease is cancer.

411. The compound of claim 410, wherein said cancer is a solid tumor cancer.

412. The compound of claim 410, wherein said cancer is selected from the group consisting of a lymphoma, lung cancer, colon cancer, prostate cancer, stomach cancer, breast cancer and leukemia.

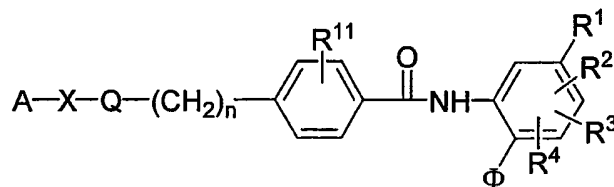
413. A pharmaceutical composition comprising a compound according to claim 403 and a pharmaceutically acceptable carrier.

414. The pharmaceutical composition of claim 413 further comprising a nucleic acid level inhibitor of histone deacetylase.

415. The pharmaceutical composition of claim 414, wherein said nucleic acid level inhibitor is an antisense oligonucleotide complementary to a nucleic acid that encodes for a histone deacetylase.

416. The pharmaceutical composition of claim 415, wherein said antisense oligonucleotide is selected from the group consisting of SEQ ID No:1, SEQ ID No:2, SEQ ID No:3, SEQ ID No:4, SEQ ID No:5, SEQ ID No:6, SEQ ID No:7, SEQ ID No:8, SEQ ID No:9, SEQ ID No:10, SEQ ID No:11, SEQ ID No:12, SEQ ID No:13, SEQ ID No:14, SEQ ID No:15, SEQ ID No:16, and SEQ ID No:17.

417. A method of inhibiting histone deacetylase, the method comprising contacting said histone deacetylase with an inhibiting effective amount of a compound according to claim 403.
418. A method of treating an individual having a disease selected from the group consisting of a cell proliferative disease, a protozoal disease and a fungal disease, said method comprising administering to said individual a treatment effective amount of the pharmaceutical composition of claim 413.
419. A method of treating an individual having a disease selected from the group consisting of a cell proliferative disease, a protozoal disease and a fungal disease, said method comprising administering to said individual a treatment effective amount of the pharmaceutical composition of claim 414.
420. The method of claim 418, wherein said cell proliferative disease is a neoplastic cell proliferative disease.
421. The method of claim 418, wherein said cell proliferative disease is cancer.
422. The method of claim 421, wherein said cancer is a solid tumor cancer.
423. The method of claim 422, wherein said cancer is selected from the group consisting of a lymphoma, lung cancer, colon cancer, prostate cancer, stomach cancer, breast cancer and leukemia.
424. The method of claim 419, wherein said cell proliferative disease is a neoplastic cell proliferative disease.
425. The method of claim 419, wherein said cell proliferative disease is cancer.
426. The method of claim 425, wherein said cancer is a solid tumor cancer.
427. The method of claim 426, wherein said cancer is selected from the group consisting of a lymphoma, lung cancer, colon cancer, prostate cancer, stomach cancer, breast cancer and leukemia.
428. A compound of the formula:



or a pharmaceutically acceptable salt thereof, wherein

Φ is $-\text{NH}_2$ or $-\text{OH}$;

R^1 is H or as defined in claim 1;

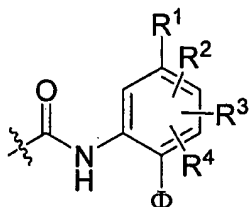
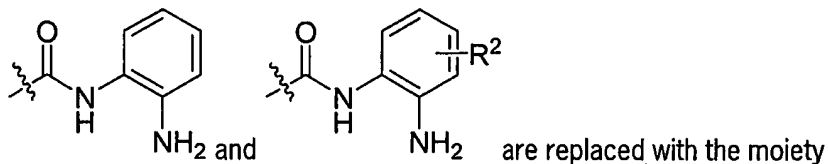
R^2 , R^3 , and R^4 are as defined in claim 1;

n, Q, and A are as defined in JP 2001131130; and

R^{11} is the same as R^1 of JP 2001131130.

429. The compound of claim 428 wherein R^1 , R^2 , R^3 , and R^4 are all H.

430. The compound of claim 428 that is selected from one of the compounds of JP 2001131130 wherein the terminal moieties



wherein Φ , R^1 , R^2 , R^3 , and R^4 are as defined in accordance with claim 1.

431. A compound according to claim 428 for use in inhibiting histone deacetylase.

432. A compound according to claim 428 for use in treatment of a disease selected from the group, consisting of a cell proliferative disease, a protozoal disease and a fungal disease.

433. The compound of claim 432, wherein said treatment is effected by inhibiting histone deacetylase.

434. The compound of claim 432, wherein said cell proliferative disease is a neoplastic cell proliferative disease.

435. The compound of claim 432, wherein said cell proliferative disease is cancer.

436. The compound of claim 435, wherein said cancer is a solid tumor cancer.

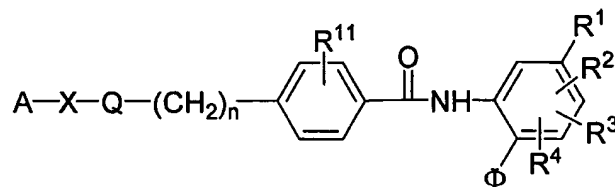
437. The compound of claim 435, wherein said cancer is selected from the group consisting of a lymphoma, lung cancer, colon cancer, prostate cancer, stomach cancer, breast cancer and leukemia.

438. A pharmaceutical composition comprising a compound according to claim 428 and a pharmaceutically acceptable carrier.

439. The pharmaceutical composition of claim 438 further comprising a nucleic acid level inhibitor of histone deacetylase.
440. The pharmaceutical composition of claim 439, wherein said nucleic acid level inhibitor is an antisense oligonucleotide complementary to a nucleic acid that encodes for a histone deacetylase.
441. The pharmaceutical composition of claim 440, wherein said antisense oligonucleotide is selected from the group consisting of SEQ ID No:1, SEQ ID No:2, SEQ ID No:3, SEQ ID No:4, SEQ ID No:5, SEQ ID No:6, SEQ ID No:7, SEQ ID No:8, SEQ ID No:9, SEQ ID No:10, SEQ ID No:11, SEQ ID No:12, SEQ ID No:13, SEQ ID No:14, SEQ ID No:15, SEQ ID No:16, and SEQ ID No:17.
442. A method of inhibiting histone deacetylase, the method comprising contacting said histone deacetylase with an inhibiting effective amount of a compound according to claim 428.
443. A method of treating an individual having a disease selected from the group consisting of a cell proliferative disease, a protozoal disease and a fungal disease, said method comprising administering to said individual a treatment effective amount of the pharmaceutical composition of claim 438.
444. A method of treating an individual having a disease selected from the group consisting of a cell proliferative disease, a protozoal disease and a fungal disease, said method comprising administering to said individual a treatment effective amount of the pharmaceutical composition of claim 439.
445. The method of claim 443, wherein said cell proliferative disease is a neoplastic cell proliferative disease.
446. The method of claim 443, wherein said cell proliferative disease is cancer.
447. The method of claim 446, wherein said cancer is a solid tumor cancer.
448. The method of claim 447, wherein said cancer is selected from the group consisting of a lymphoma, lung cancer, colon cancer, prostate cancer, stomach cancer, breast cancer and leukemia.
449. The method of claim 444, wherein said cell proliferative disease is a neoplastic cell proliferative disease.
450. The method of claim 444, wherein said cell proliferative disease is cancer.
451. The method of claim 450, wherein said cancer is a solid tumor cancer.

452. The method of claim 451, wherein said cancer is selected from the group consisting of a lymphoma, lung cancer, colon cancer, prostate cancer, stomach cancer, breast cancer and leukemia.

453. A compound of formula:



or a pharmaceutically acceptable salt thereof, wherein

Φ is $-\text{NH}_2$ or $-\text{OH}$;

R^1 is H or as defined in claim 1;

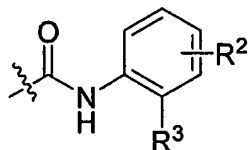
R^2 , R^3 , and R^4 are as defined in claim 1;

n , X , Q , and A are as defined in JP 10152462, JP 2002332267, and JP 11-302173; and

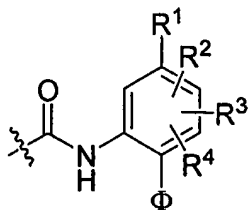
R^{11} is the same as R^1 of JP 10152462, JP 2002332267, and JP 11-302173.

454. The compound of claim 453 wherein R^1 , R^2 , R^3 , and R^4 are all H.

455. The compound of claim 453 that is selected from one of the compounds of JP 10152462, JP 2002332267, and JP 11-302173 wherein the terminal moiety



is replaced with the moiety:



wherein Φ , R^1 , R^2 , R^3 , and R^4 are as defined in accordance with claim 1.

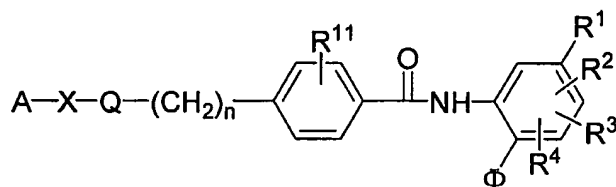
456. A compound according to claim 453 for use in inhibiting histone deacetylase.

457. A compound according to claim 453 for use in treatment of a disease selected from the group consisting of a cell proliferative disease, a protozoal disease and a fungal disease.

458. The compound of claim 457 wherein said treatment is effected by inhibiting histone deacetylase.

459. The compound of claim 457, wherein said cell proliferative disease is a neoplastic cell proliferative disease.
460. The compound of claim 457, wherein said cell proliferative disease is cancer.
461. The compound of claim 460, wherein said cancer is a solid tumor cancer.
462. The compound of claim 460, wherein said cancer is selected from the group consisting of a lymphoma, lung cancer, colon cancer, prostate cancer, stomach cancer, breast cancer and leukemia.
463. A pharmaceutical composition comprising a compound according to claim 453 and a pharmaceutically acceptable carrier.
464. The pharmaceutical composition of claim 463 further comprising a nucleic acid level inhibitor of histone deacetylase.
465. The pharmaceutical composition of claim 464, wherein said nucleic acid level inhibitor is an antisense oligonucleotide complementary to a nucleic acid that encodes for a histone deacetylase.
466. The pharmaceutical composition of claim 465, wherein said antisense oligonucleotide is selected from the group consisting of SEQ ID No:1, SEQ ID No:2, SEQ ID No:3, SEQ ID No:4, SEQ ID No:5, SEQ ID No:6, SEQ ID No:7, SEQ ID No:8, SEQ ID No:9, SEQ ID No:10, SEQ ID No:11, SEQ ID No:12, SEQ ID No:13, SEQ ID No:14, SEQ ID No:15, SEQ ID No:16, and SEQ ID No:17.
467. A method of inhibiting histone deacetylase, the method comprising contacting said histone deacetylase with an inhibiting effective amount of a compound according to claim 453.
468. A method of treating an individual having a disease selected from the group consisting of a cell proliferative disease, a protozoal disease and a fungal disease, said method comprising administering to said individual a treatment effective amount of the pharmaceutical composition of claim 463.
469. A method of treating an individual having a disease selected from the group consisting of a cell proliferative disease, a protozoal disease and a fungal disease, said method comprising administering to said individual a treatment effective amount of the pharmaceutical composition of claim 464.
470. The method of claim 468, wherein said cell proliferative disease is a neoplastic cell proliferative disease.

471. The method of claim 468, wherein said cell proliferative disease is cancer.
472. The method of claim 471, wherein said cancer is a solid tumor cancer.
473. The method of claim 472, wherein said cancer is selected from the group consisting of a lymphoma, lung cancer, colon cancer, prostate cancer, stomach cancer, breast cancer and leukemia.
474. The method of claim 469, wherein said cell proliferative disease is a neoplastic cell proliferative disease.
475. The method of claim 469, wherein said cell proliferative disease is cancer.
476. The method of claim 475, wherein said cancer is a solid tumor cancer.
477. The method of claim 476, wherein said cancer is selected from the group consisting of a lymphoma, lung cancer, colon cancer, prostate cancer, stomach cancer, breast cancer and leukemia.
478. A compounds of the formula:



or a pharmaceutically acceptable salt thereof, wherein

Φ is $-NH_2$ or $-OH$;

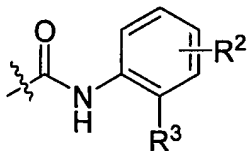
R^1 is H or as defined in claim 1;

R^2 , R^3 , and R^4 are as defined in claim 1;

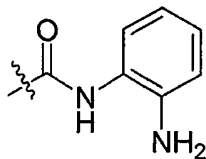
n , X , Q , and A are as defined in US 6,174,905; and

R^{11} is the same as R^1 of US 6,174,905.

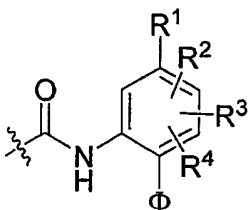
479. The compound of claim 478 wherein R^1 , R^2 , R^3 , and R^4 are all H.
480. The compound of claim 478 that is selected from one of the compounds of US 6,174,905 wherein the terminal moiety:



of the compounds of Table 1 of US 6,174,905 and the terminal moiety:



of the compounds of Tables 2-4 of US 6,174,905 are replaced with the moiety:



wherein Φ , R^1 , R^2 , R^3 , and R^4 are as defined in accordance with paragraph claim 1.

481. A compound according to claim 478 for use in inhibiting histone deacetylase.
482. A compound according to claim 478 for use in treatment of a disease selected from the group consisting of a cell proliferative disease, a protozoal disease and a fungal disease.
483. The compound of claim 482, wherein said treatment is effected by inhibiting histone deacetylase.
484. The compound of claim 482, wherein said cell proliferative disease is a neoplastic cell proliferative disease.
485. The compound of claim 482, wherein said cell proliferative disease is cancer.
486. The compound of claim 485, wherein said cancer is a solid tumor cancer.
487. The compound of claim 485, wherein said cancer is selected from the group consisting of a lymphoma, lung cancer, colon cancer, prostate cancer, stomach cancer, breast cancer and leukemia.
488. A pharmaceutical composition comprising a compound according to claim 478 and a pharmaceutically acceptable carrier.
489. The pharmaceutical composition of claim 488 further comprising a nucleic acid level inhibitor of histone deacetylase.
490. The pharmaceutical composition of claim 489, wherein said nucleic acid level inhibitor is an antisense oligonucleotide complementary to a nucleic acid that encodes for a histone deacetylase.
491. The pharmaceutical composition of claim 490, wherein said antisense oligonucleotide is selected from the group consisting of SEQ ID No:1, SEQ ID No:2, SEQ ID No:3, SEQ ID No:4,

SEQ ID No:5, SEQ ID No:6, SEQ ID No:7, SEQ ID No:8, SEQ ID No:9, SEQ ID No:10, SEQ ID No:11, SEQ ID No:12, SEQ ID No:13, SEQ ID No:14, SEQ ID No:15, SEQ ID No:16, and SEQ ID No:17.

492. A method of inhibiting histone deacetylase, the method comprising contacting said histone deacetylase with an inhibiting effective amount of a compound according to claim 478.
493. A method of treating an individual having a disease selected from the group consisting of a cell proliferative disease, a protozoal disease and a fungal disease, said method comprising administering to said individual a treatment effective amount of the pharmaceutical composition of claim 488.
494. A method of treating an individual having a disease selected from the group consisting of a cell proliferative disease, a protozoal disease and a fungal disease, said method comprising administering to said individual a treatment effective amount of the pharmaceutical composition of claim 489.
495. The method of claim 493, wherein said cell proliferative disease is a neoplastic cell proliferative disease.
496. The method of claim 493, wherein said cell proliferative disease is cancer.
497. The method of claim 496, wherein said cancer is a solid tumor cancer.
498. The method of claim 497, wherein said cancer is selected from the group consisting of a lymphoma, lung cancer, colon cancer, prostate cancer, stomach cancer, breast cancer and leukemia.
499. The method of claim 494, wherein said cell proliferative disease is a neoplastic cell proliferative disease.
500. The method of claim 494, wherein said cell proliferative disease is cancer.
501. The method of claim 500, wherein said cancer is a solid tumor cancer.
502. The method of claim 501, wherein said cancer is selected from the group consisting of a lymphoma, lung cancer, colon cancer, prostate cancer, stomach cancer, breast cancer and leukemia.
503. A compound selected from the compounds of Table 1 and Table 1a and pharmaceutically acceptable salts thereof.

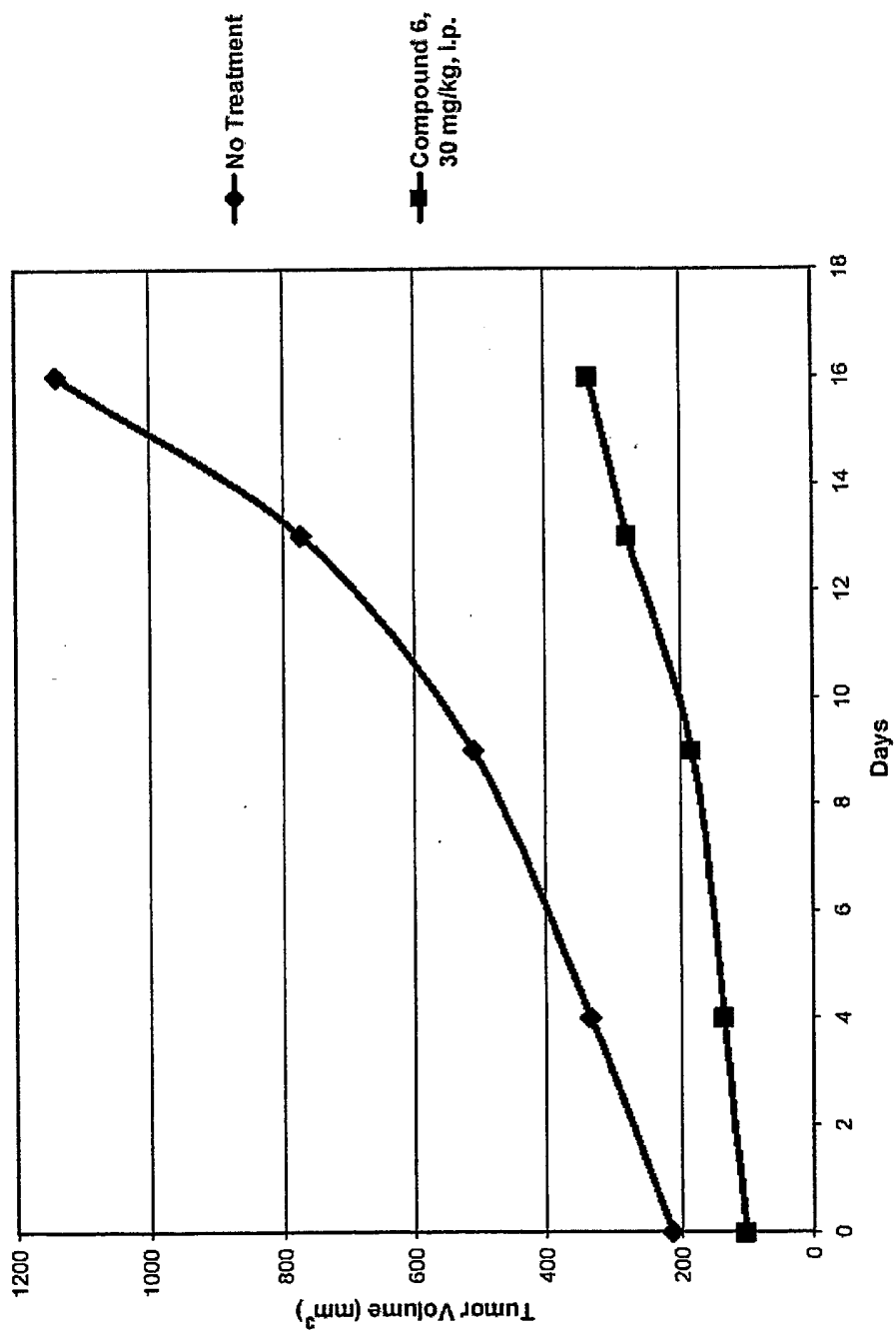


Fig. 1

Fig. 2

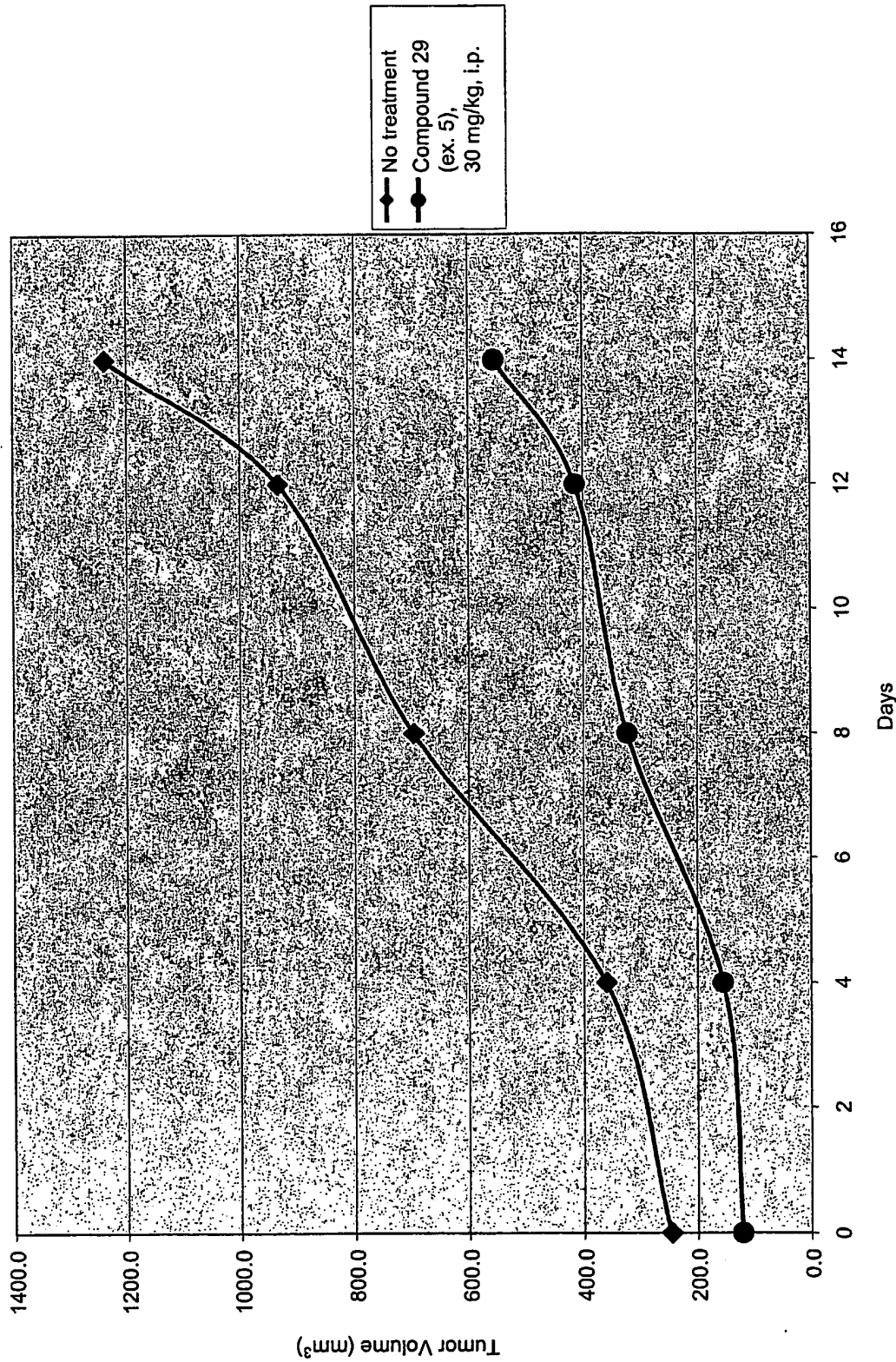


Fig. 3

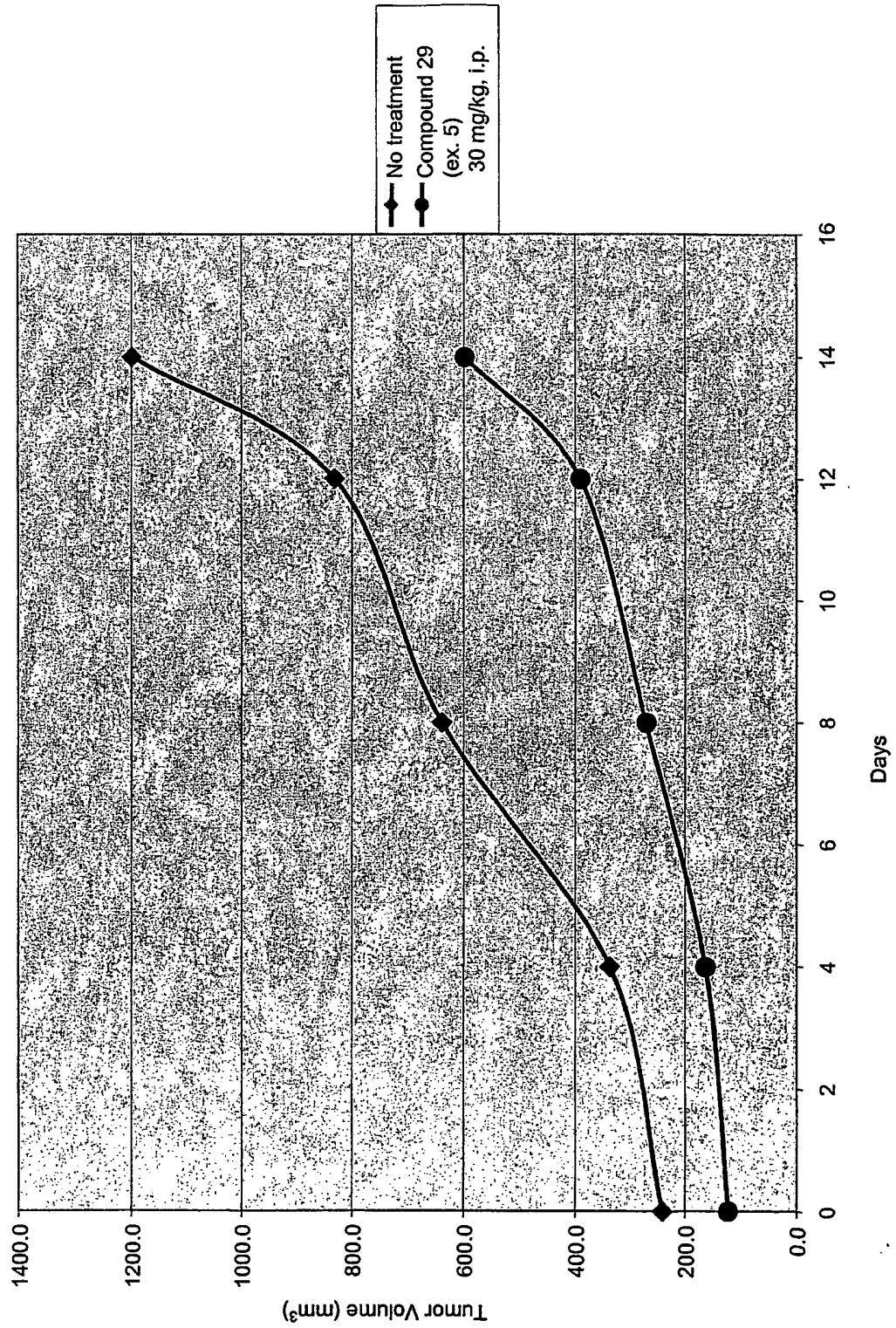


Fig. 4

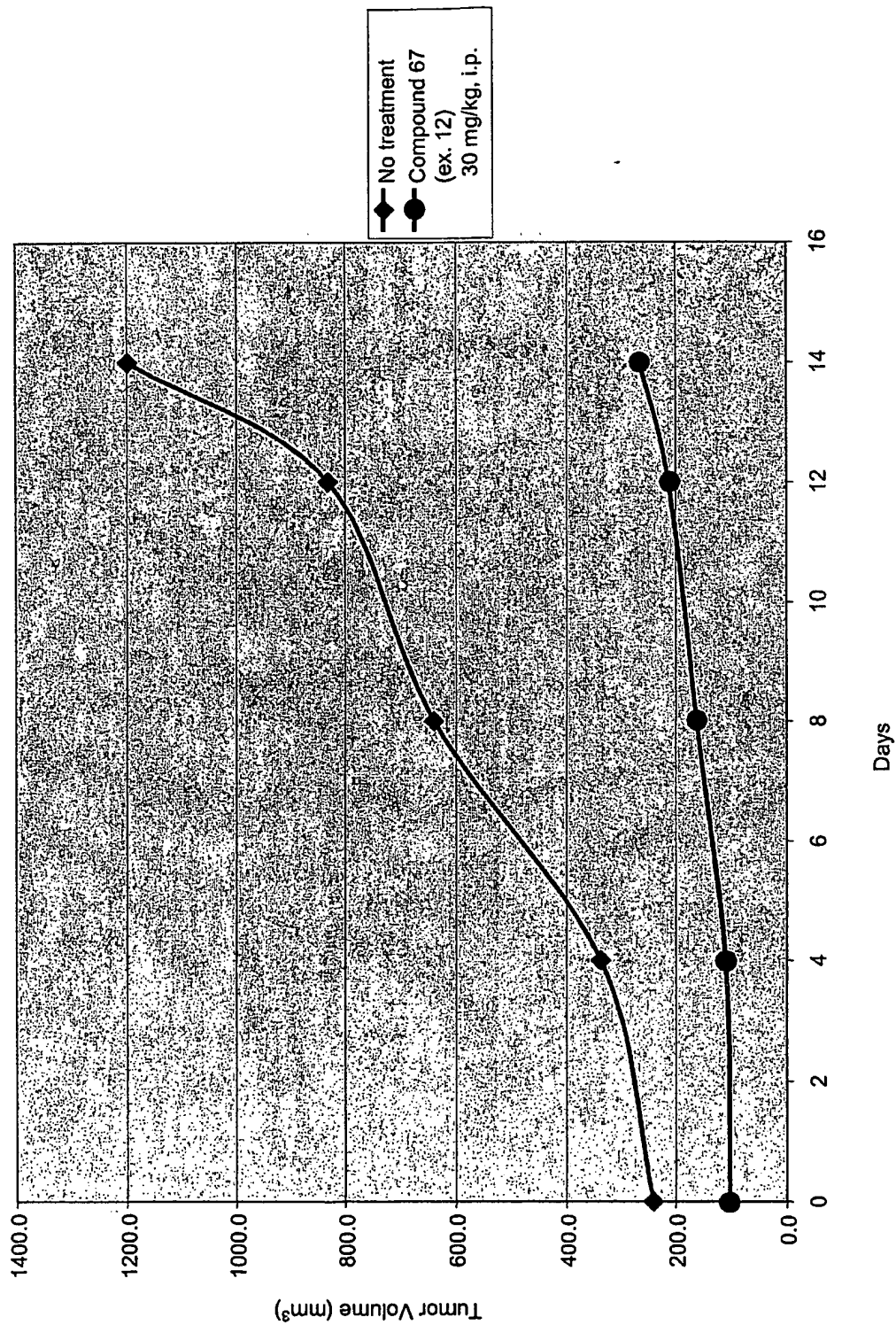


Fig. 5

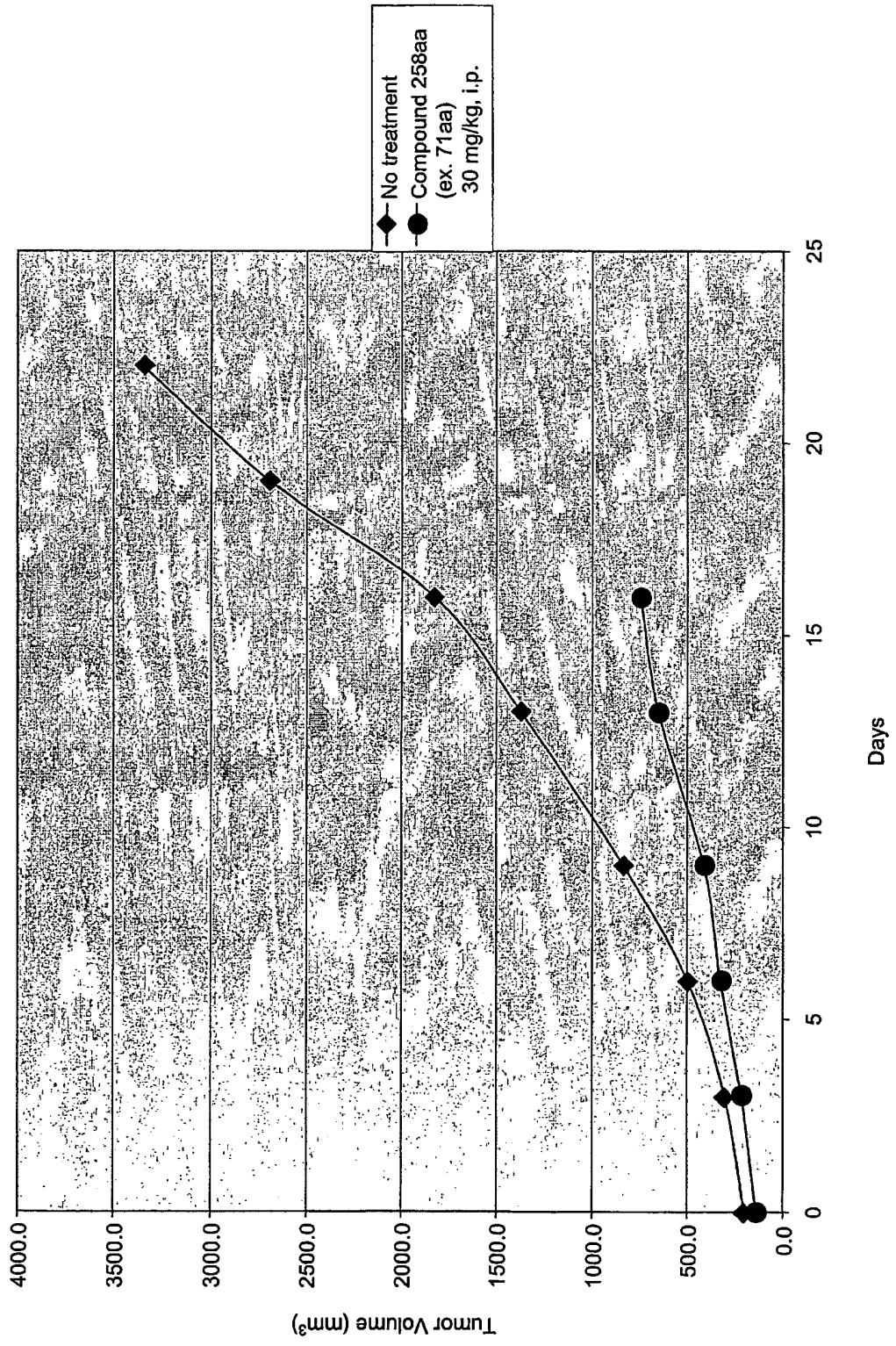


Fig. 6

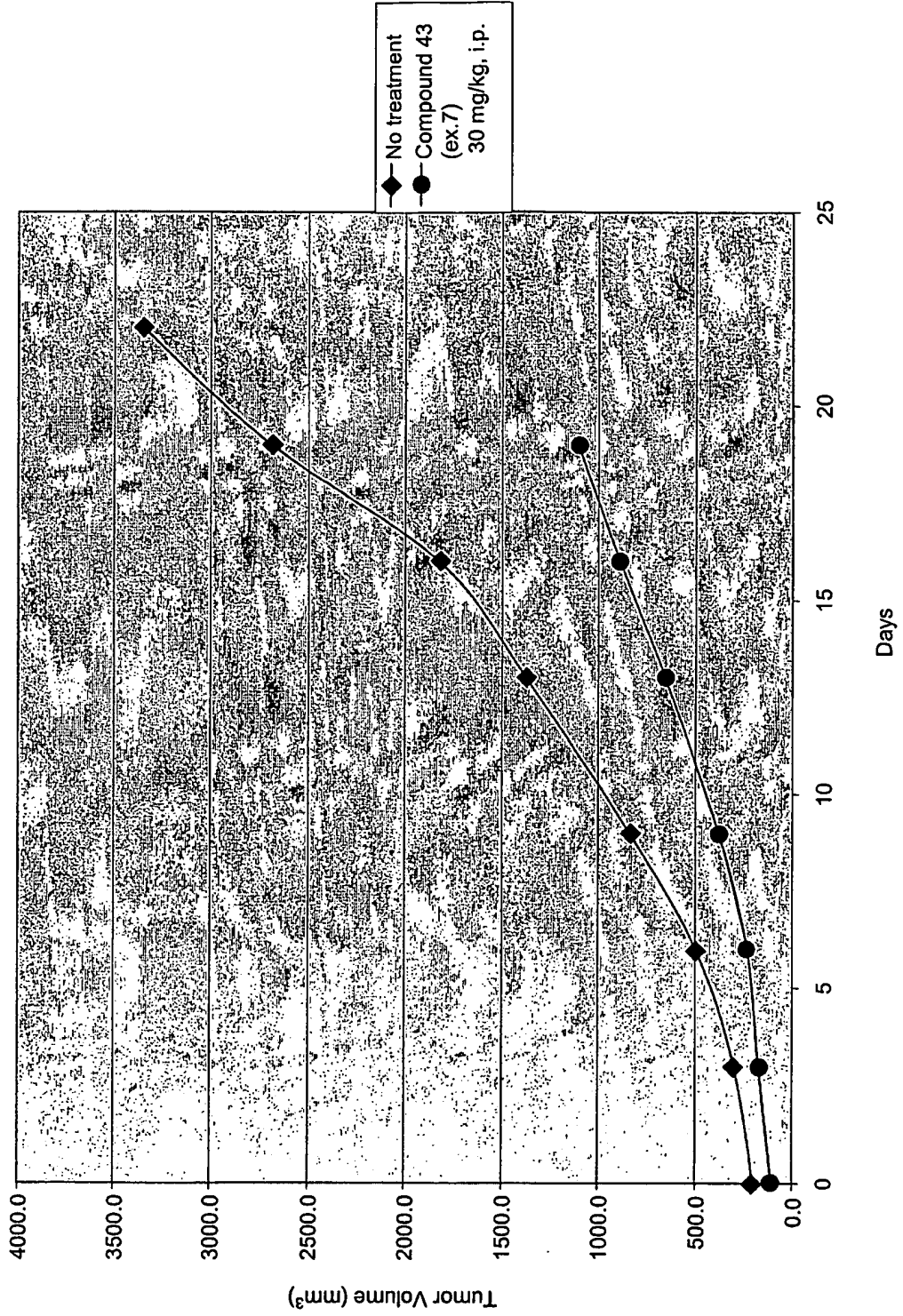


Fig. 7

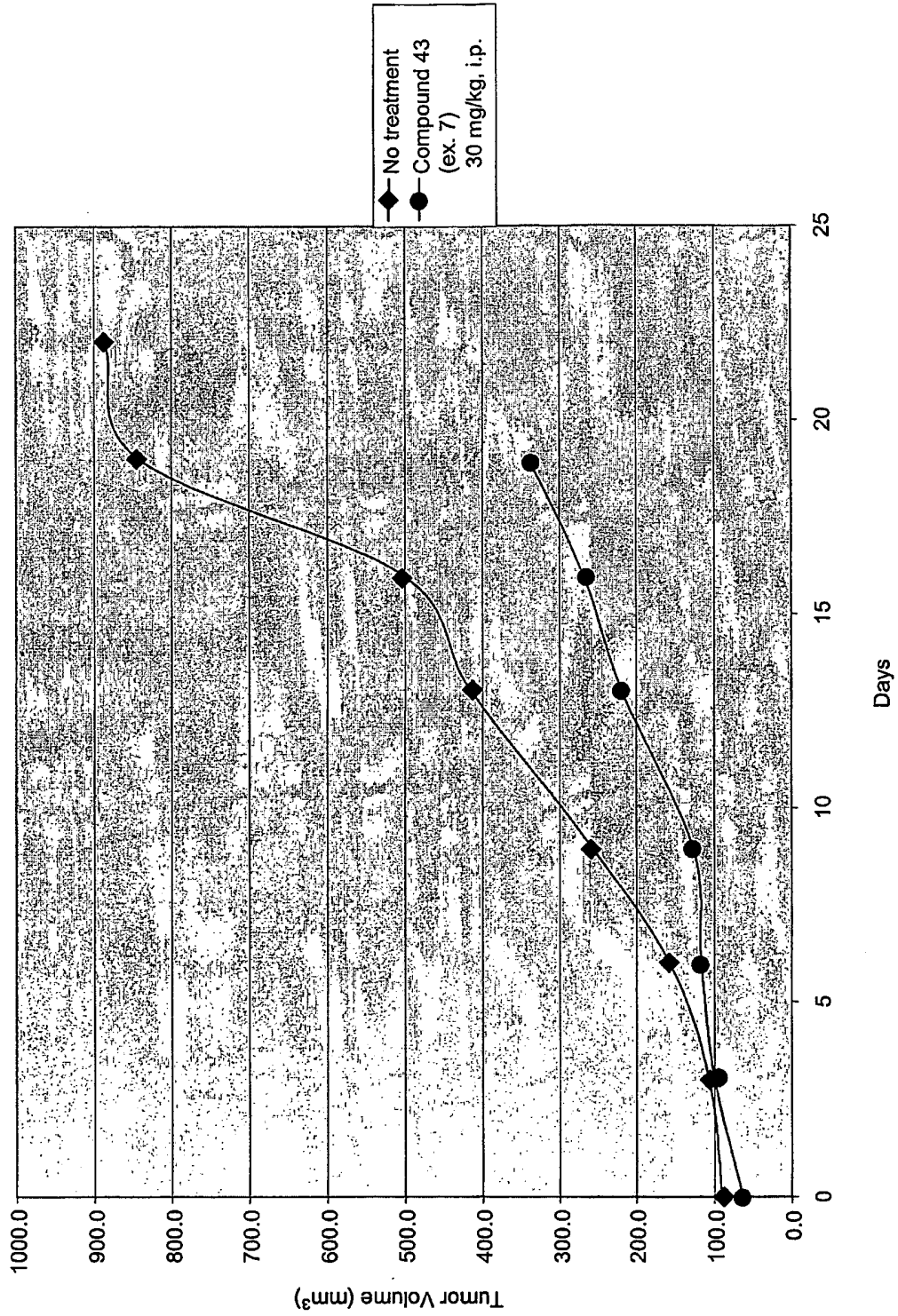


Fig. 8

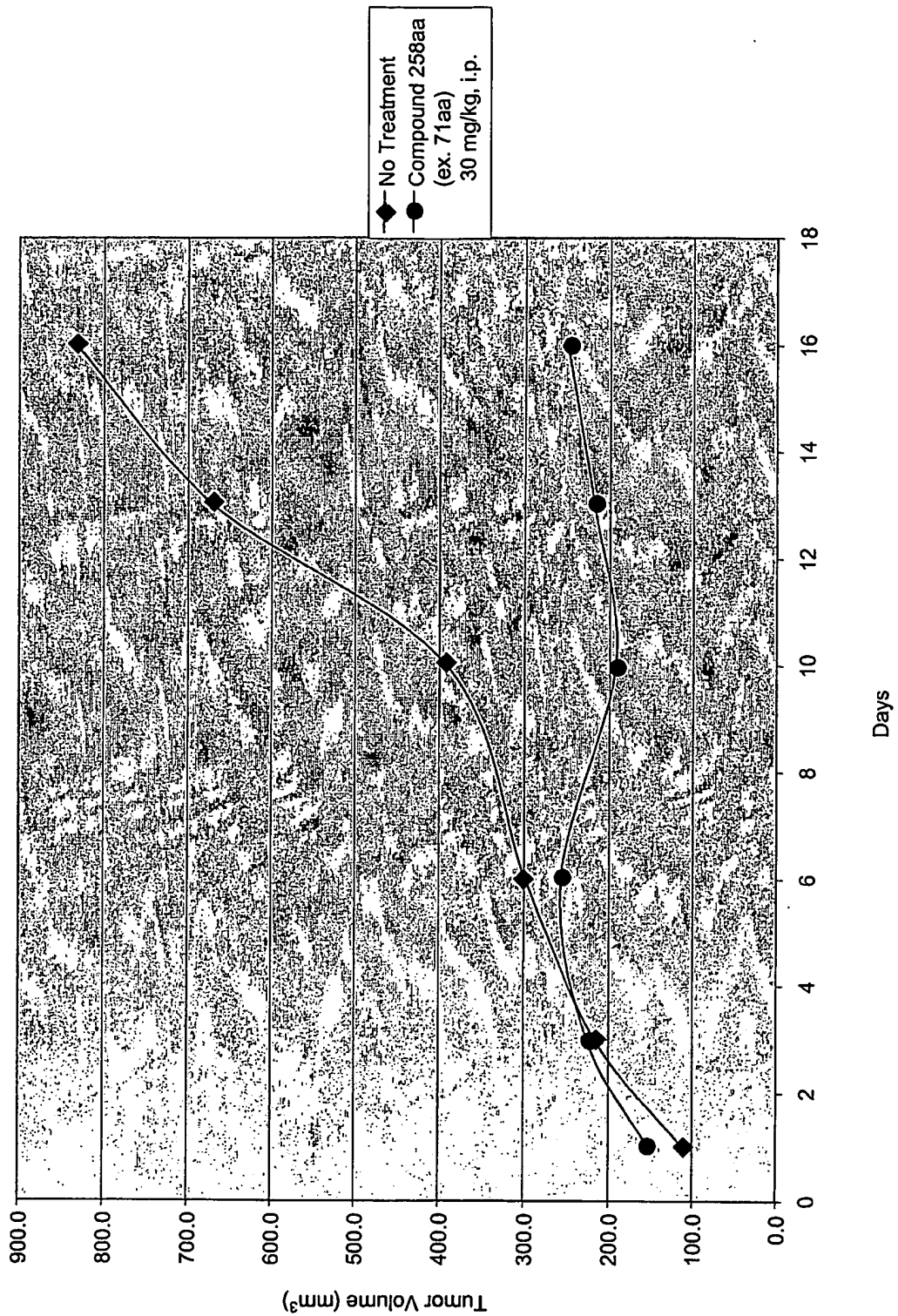


Fig. 9

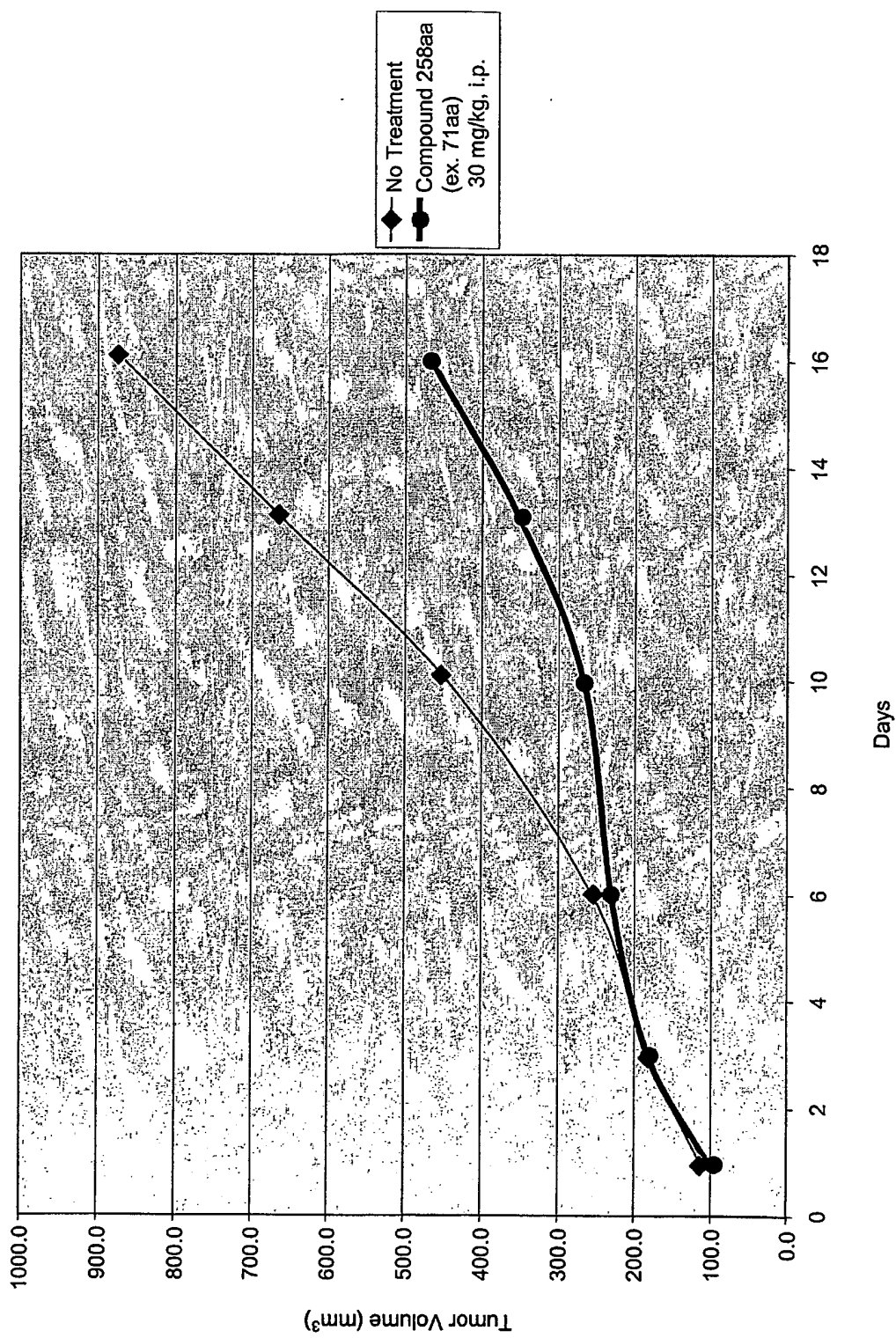
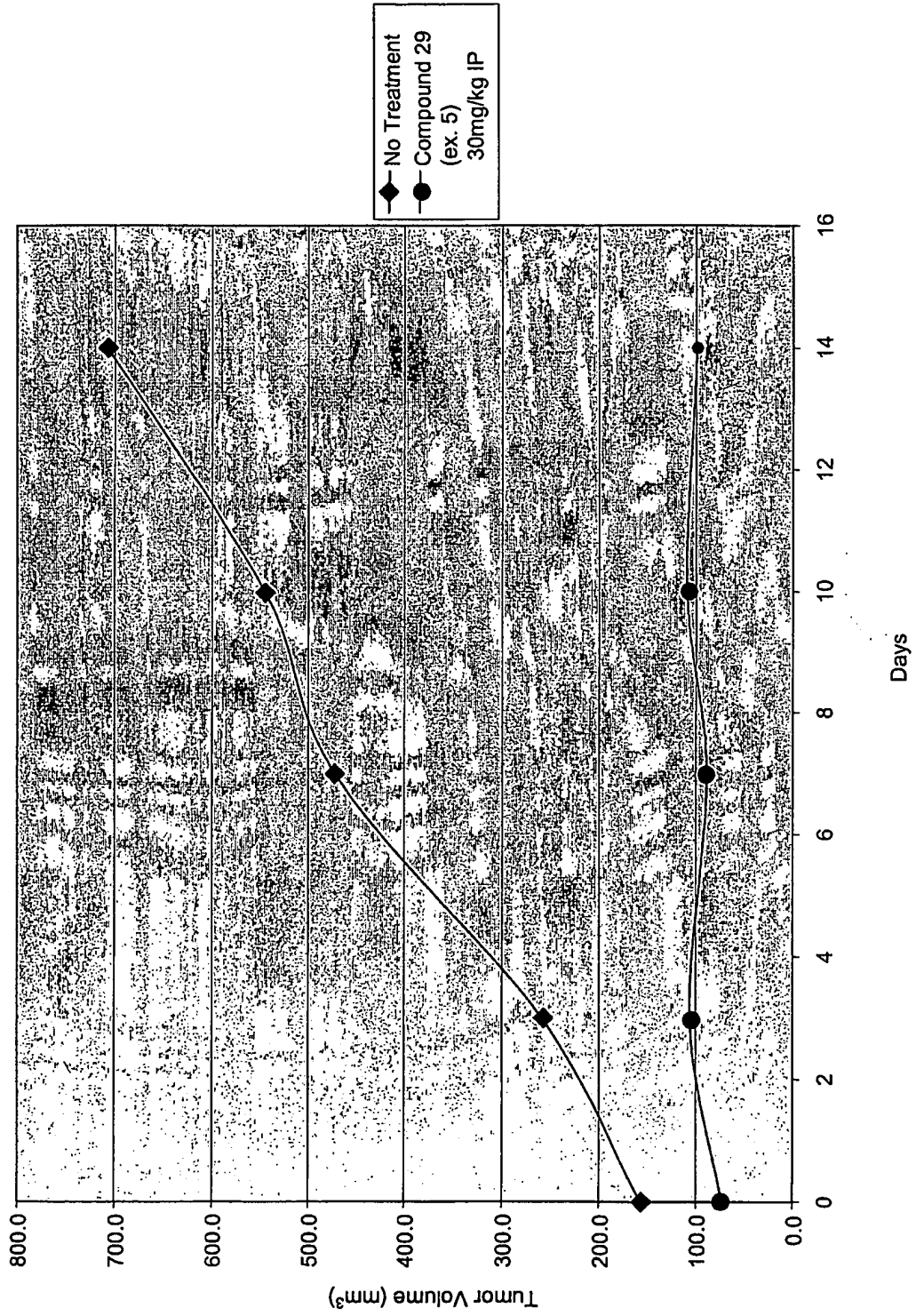


Fig. 10



SEQUENCE LISTING

<110> Methylgene, Inc.
 Paquin, Isabelle
 Tessier, Pierre
 Mallais, Tammy C
 Leit, Silvana
 Frechette, Sylvie
 Besterman, Jeffrey
 Moradei, Oscar
 Vaisburg, Arkadii

<120> Inhibitors of Histone Deacetylase

<130> MBHB-03-552-C

<160> 17

<170> PatentIn version 3.3

<210> 1
 <211> 20
 <212> DNA
 <213> Artificial

<220>
 <223> Synthetic oligonucleotides: accession number U50079

<400> 1
 gaaacgtgag ggactcagca 20

<210> 2
 <211> 20
 <212> DNA
 <213> Artificial

<220>
 <223> Synthetic oligonucleotides: accession number U50079

<400> 2
 ggaagccaga gctggagagg 20

<210> 3
 <211> 20
 <212> DNA
 <213> Artificial

<220>
 <223> Synthetic oligonucleotides: accession number U50079

<400> 3
 gttaggtgag gcactgagga 20

<210> 4

<211> 20
<212> DNA
<213> Artificial

<220>

<223> Synthetic oligonucleotides: accession number U31814

<400> 4

gctgagctgt tctgatttgg

20

<210> 5
<211> 20
<212> DNA
<213> Artificial

<220>

<223> Synthetic oligonucleotides: accession number U31814

<400> 5

cgtgagcact tctcatttcc

20

<210> 6
<211> 20
<212> DNA
<213> Artificial

<220>

<223> Synthetic oligonucleotides: accession number AF039703

<400> 6

cgctttcctt gtcattgaca

20

<210> 7
<211> 20
<212> DNA
<213> Artificial

<220>

<223> Synthetic oligonucleotides: accession number AF039703

<400> 7

gcctttccta ctcattgtgt

20

<210> 8
<211> 20
<212> DNA
<213> Artificial

<220>

<223> Synthetic oligonucleotides: accession number AB006626

<400> 8

gctgcctgcc gtgccaccc

20

<210> 9
<211> 20
<212> DNA
<213> Artificial

<220>
<223> Synthetic oligonucleotides: accession number AB006626

<400> 9
cgtgcctgcg ctgcccacgg 20

<210> 10
<211> 20
<212> DNA
<213> Artificial

<220>
<223> Synthetic oligonucleotides: accession number AB006626

<400> 10
tacagtccat gcaacctcca 20

<210> 11
<211> 20
<212> DNA
<213> Artificial

<220>
<223> Synthetic oligonucleotides: accession number AB006626

<400> 11
atcagtccaa ccaacctcgt 20

<210> 12
<211> 20
<212> DNA
<213> Artificial

<220>
<223> Synthetic oligonucleotides: accession number AF039691

<400> 12
cttcggtctc acctgcttgg 20

<210> 13
<211> 20
<212> DNA
<213> Artificial

<220>
<223> Synthetic oligonucleotides: accession number AJ011972

<400> 13
caggctggaa tgagctacag

20

<210> 14
<211> 20
<212> DNA
<213> Artificial

<220>
<223> Synthetic oligonucleotides: accession number AJ011972

<400> 14
gacgctgcaa tcaggtagac

20

<210> 15
<211> 20
<212> DNA
<213> Artificial

<220>
<223> Synthetic oligonucleotides: accession number AF239243

<400> 15
cttcagccag gatgccaca

20

<210> 16
<211> 20
<212> DNA
<213> Artificial

<220>
<223> Synthetic oligonucleotides: accession number AF230097

<400> 16
ctccggtcc tccatcttcc

20

<210> 17
<211> 20
<212> DNA
<213> Artificial

<220>
<223> Synthetic oligonucleotides: accession number AF230097

<400> 17
agccagctgc cacttgatgc

20

INTERNATIONAL SEARCH REPORT

International application No.

PCT/US2004/031591

Box No. I Nucleotide and/or amino acid sequence(s) (Continuation of item 1.b of the first sheet)

1. With regard to any nucleotide and/or amino acid sequence disclosed in the international application and necessary to the claimed invention, the international search was carried out on the basis of:
 - a. type of material
 - a sequence listing
 - table(s) related to the sequence listing
 - b. format of material
 - in written format
 - in computer readable form
 - c. time of filing/furnishing
 - contained in the international application as filed
 - filed together with the international application in computer readable form
 - furnished subsequently to this Authority for the purpose of search
2. In addition, in the case that more than one version or copy of a sequence listing and/or table relating thereto has been filed or furnished, the required statements that the information in the subsequent or additional copies is identical to that in the application as filed or does not go beyond the application as filed, as appropriate, were furnished.
3. Additional comments:

INTERNATIONAL SEARCH REPORT

International Application No
PCT/US2004/031591

| | | | | |
|--|---|-----------------------|---|---|
| A. CLASSIFICATION OF SUBJECT MATTER | | | | |
| IPC 7 | C07C237/40 | C07C233/25 | | |
| | C07C235/58 | C07C237/20 | | |
| | C07C323/42 | C07D333/20 | | |
| | A61K31/16 | A61K31/33 | | |
| | A61K31/381 | A61K31/381 | | |
| | A61P35/00 | C07D307/52 | | |
| | C07D409/12 | C07D409/14 | | |
| | C07D333/16 | C07D333/16 | | |
| According to International Patent Classification (IPC) or to both national classification and IPC | | | | |
| B. FIELDS SEARCHED | | | | |
| Minimum documentation searched (classification system followed by classification symbols) | | | | |
| IPC 7 C07C C07D A61K A61P | | | | |
| Documentation searched other than minimum documentation to the extent that such documents are included in the fields searched | | | | |
| Electronic data base consulted during the International search (name of data base and, where practical, search terms used) | | | | |
| EPO-Internal, WPI Data, BEILSTEIN Data, CHEM ABS Data | | | | |
| C. DOCUMENTS CONSIDERED TO BE RELEVANT | | | | |
| Category * | Citation of document, with indication, where appropriate, of the relevant passages | Relevant to claim No. | | |
| X | WO 03/024448 A (METHYLGENE) 27 March 2003 (2003-03-27) | 82-352, 503 | | |
| A | claims; examples | 1,55 | | |
| X | WO 01/38322 A (METHYLGENE) 31 May 2001 (2001-05-31) | 82-352, 503 | | |
| A | cited in the application page 84, compound 86; pages 94 - 99; page 102; pages 108 - 109; page 112; pages 116 - 127; claims | 1,55 | | |
| X | EP 0 847 992 A (MITSUI CHEMICALS) 17 June 1998 (1998-06-17) | 82-352, 503 | | |
| A | cited in the application claims; examples | 1,55 | | |
| ----- -/-- | | | | |
| <input checked="" type="checkbox"/> Further documents are listed in the continuation of box C. <input checked="" type="checkbox"/> Patent family members are listed in annex. | | | | |
| * Special categories of cited documents : <table style="width: 100%; border: none;"> <tr> <td style="width: 50%; border: none; vertical-align: top;"> *A* document defining the general state of the art which is not considered to be of particular relevance *E* earlier document but published on or after the international filing date *L* document which may throw doubts on priority claim(s) or which is cited to establish the publication date of another citation or other special reason (as specified) *O* document referring to an oral disclosure, use, exhibition or other means *P* document published prior to the international filing date but later than the priority date claimed </td> <td style="width: 50%; border: none; vertical-align: top;"> *T* later document published after the international filing date or priority date and not in conflict with the application but cited to understand the principle or theory underlying the invention *X* document of particular relevance; the claimed invention cannot be considered novel or cannot be considered to involve an inventive step when the document is taken alone *Y* document of particular relevance; the claimed invention cannot be considered to involve an inventive step when the document is combined with one or more other such documents, such combination being obvious to a person skilled in the art. *&* document member of the same patent family </td> </tr> </table> | | | *A* document defining the general state of the art which is not considered to be of particular relevance *E* earlier document but published on or after the international filing date *L* document which may throw doubts on priority claim(s) or which is cited to establish the publication date of another citation or other special reason (as specified) *O* document referring to an oral disclosure, use, exhibition or other means *P* document published prior to the international filing date but later than the priority date claimed | *T* later document published after the international filing date or priority date and not in conflict with the application but cited to understand the principle or theory underlying the invention *X* document of particular relevance; the claimed invention cannot be considered novel or cannot be considered to involve an inventive step when the document is taken alone *Y* document of particular relevance; the claimed invention cannot be considered to involve an inventive step when the document is combined with one or more other such documents, such combination being obvious to a person skilled in the art. *&* document member of the same patent family |
| *A* document defining the general state of the art which is not considered to be of particular relevance *E* earlier document but published on or after the international filing date *L* document which may throw doubts on priority claim(s) or which is cited to establish the publication date of another citation or other special reason (as specified) *O* document referring to an oral disclosure, use, exhibition or other means *P* document published prior to the international filing date but later than the priority date claimed | *T* later document published after the international filing date or priority date and not in conflict with the application but cited to understand the principle or theory underlying the invention *X* document of particular relevance; the claimed invention cannot be considered novel or cannot be considered to involve an inventive step when the document is taken alone *Y* document of particular relevance; the claimed invention cannot be considered to involve an inventive step when the document is combined with one or more other such documents, such combination being obvious to a person skilled in the art. *&* document member of the same patent family | | | |
| Date of the actual completion of the international search | Date of mailing of the international search report | | | |
| 4 February 2005 | 15/02/2005 | | | |
| Name and mailing address of the ISA | Authorized officer | | | |
| European Patent Office, P.B. 5818 Patentlaan 2 NL - 2280 HV Rijswijk Tel. (+31-70) 340-2040, Tx. 31 651 epo nl, Fax: (+31-70) 340-3016 | Zervas, B | | | |

INTERNATIONAL SEARCH REPORT

International Application No
PCT/US2004/031591

C.(Continuation) DOCUMENTS CONSIDERED TO BE RELEVANT

| Category ° | Citation of document, with indication, where appropriate, of the relevant passages | Relevant to claim No. |
|------------|--|------------------------|
| X A | WO 01/16106 A (SCHERING) 8 March 2001 (2001-03-08) claims; examples ----- | 82-352, 503 1,55 |
| X | SUZUKI ET AL: "Synthesis and Histone Deacetylase Inhibitory Activity of New Benzamide Derivatives" 1999, JOURNAL OF MEDICINAL CHEMISTRY, AMERICAN CHEMICAL SOCIETY. WASHINGTON, US, PAGE(S) 3001-3003 , XP002158227 ISSN: 0022-2623 the whole document ----- | 82-352, 503 |
| P,X | WO 03/087057 A (ASTRAZENECA) 23 October 2003 (2003-10-23) claims; examples ----- | 82-352, 503 |

FURTHER INFORMATION CONTINUED FROM PCT/ISA/ 210

Continuation of Box II.1

Although claims 44-54, 71-81, 101-111, 132-142, 161-171, 190-200, 219-230, 248-258, 276-286, 305-315, 342-352, 367-277, 392-402, 417-427, 442-452, 467-477, 592-502 are directed to a method of treatment of the human/animal body, the search has been carried out and based on the alleged effects of the compound/composition.

INTERNATIONAL SEARCH REPORT

International application No.
PCT/US2004/031591

Box II Observations where certain claims were found unsearchable (Continuation of item 2 of first sheet)

This International Search Report has not been established in respect of certain claims under Article 17(2)(a) for the following reasons:

1. Claims Nos.:
because they relate to subject matter not required to be searched by this Authority, namely:
see FURTHER INFORMATION sheet PCT/ISA/210
2. Claims Nos.:
because they relate to parts of the International Application that do not comply with the prescribed requirements to such an extent that no meaningful International Search can be carried out, specifically:
3. Claims Nos.:
because they are dependent claims and are not drafted in accordance with the second and third sentences of Rule 6.4(a).

Box III Observations where unity of invention is lacking (Continuation of item 3 of first sheet)

This International Searching Authority found multiple inventions in this international application, as follows:

1. As all required additional search fees were timely paid by the applicant, this International Search Report covers all searchable claims.
2. As all searchable claims could be searched without effort justifying an additional fee, this Authority did not invite payment of any additional fee.
3. As only some of the required additional search fees were timely paid by the applicant, this International Search Report covers only those claims for which fees were paid, specifically claims Nos.:
4. No required additional search fees were timely paid by the applicant. Consequently, this International Search Report is restricted to the invention first mentioned in the claims; it is covered by claims Nos.:

Remark on Protest

- The additional search fees were accompanied by the applicant's protest.
- No protest accompanied the payment of additional search fees.

INTERNATIONAL SEARCH REPORT

Information on patent family members

International Application No

PCT/US2004/031591

| Patent document cited in search report | | Publication date | Patent family member(s) | Publication date | | | |
|--|------------|------------------|-------------------------|------------------|------------|-----------------|------------|
| WO 03024448 | A | 27-03-2003 | BR 0212510 A | 24-08-2004 | | | |
| | | | CA 2465978 A1 | 27-03-2003 | | | |
| | | | EP 1429765 A2 | 23-06-2004 | | | |
| | | | WO 03024448 A2 | 27-03-2003 | | | |
| | | | US 2004106599 A1 | 03-06-2004 | | | |
| | | | US 2004142953 A1 | 22-07-2004 | | | |
| WO 0138322 | A | 31-05-2001 | AU 1876801 A | 04-06-2001 | | | |
| | | | CA 2391952 A1 | 31-05-2001 | | | |
| | | | EP 1233958 A1 | 28-08-2002 | | | |
| | | | WO 0138322 A1 | 31-05-2001 | | | |
| | | | JP 2003514904 T | 22-04-2003 | | | |
| | | | MX PA02005196 A | 22-09-2003 | | | |
| US 6541661 B1 | | | US 6541661 B1 | 01-04-2003 | | | |
| | | | EP 0847992 | A | 17-06-1998 | DE 69729626 D1 | 29-07-2004 |
| | | | | | | EP 1437346 A1 | 14-07-2004 |
| | | | | | | EP 0847992 A1 | 17-06-1998 |
| | | | | | | ES 2218645 T3 | 16-11-2004 |
| | | | | | | JP 3354090 B2 | 09-12-2002 |
| JP 10152462 A | 09-06-1998 | | | | | | |
| JP 2002332267 A | | | JP 2002332267 A | 22-11-2002 | | | |
| | | | US 6794392 B1 | 21-09-2004 | | | |
| | | | US 2004147569 A1 | 29-07-2004 | | | |
| | | | US 6174905 B1 | 16-01-2001 | | | |
| | | | WO 0116106 | A | 08-03-2001 | JP 2001081031 A | 27-03-2001 |
| | | | | | | AU 773617 B2 | 27-05-2004 |
| AU 6841600 A | 26-03-2001 | | | | | | |
| BG 106439 A | 29-11-2002 | | | | | | |
| BR 0013648 A | 07-05-2002 | | | | | | |
| CA 2382886 A1 | 08-03-2001 | | | | | | |
| CN 1371366 T | 25-09-2002 | | | | | | |
| CZ 20020724 A3 | 17-07-2002 | | | | | | |
| EE 200200097 A | 15-04-2003 | | | | | | |
| WO 0116106 A1 | 08-03-2001 | | | | | | |
| EP 1208086 A1 | 29-05-2002 | | | | | | |
| HK 1046277 A1 | 26-11-2004 | | | | | | |
| HR 20020182 A2 | 29-02-2004 | | | | | | |
| HU 0203330 A2 | 28-02-2003 | | | | | | |
| JP 2003508386 T | 04-03-2003 | | | | | | |
| NO 20020952 A | 20-03-2002 | | | | | | |
| NZ 517520 A | 30-05-2003 | | | | | | |
| PL 353063 A1 | 06-10-2003 | | | | | | |
| SK 2612002 A3 | 10-09-2002 | | | | | | |
| US 6638530 B1 | 28-10-2003 | | | | | | |
| ZA 200201424 A | 02-09-2002 | | | | | | |
| WO 03087057 | A | 23-10-2003 | | | | BR 0308875 A | 04-01-2005 |
| | | | | | | CA 2480356 A1 | 23-10-2003 |
| | | | | | | EP 1495002 A1 | 12-01-2005 |
| | | | | | | WO 03087057 A1 | 23-10-2003 |

THIS PAGE BLANK (USPTO)